

UNION COUNTY, NORTH CAROLINA



2009-2010 MANAGER'S RECOMMENDED BUDGET

Presented by

Al Greene
County Manager




Table of Contents

Budget Message	1
Budget Review Schedule	7
Where the Money Comes From (Pie chart – General Fund)	8
Where the Money Goes – By Program Function (Pie chart – General Fund)	8
Where the Money Goes – By Expense Category (Pie chart – General Fund)	9
Where Your County Taxes Go – By Program Function (Pie chart – General Fund)	9
Average Property Tax Bill – Comparison FY2009 and FY2010 (Table)	10
General Fund Fund Balance Projection and Required Reserve Levels (Table)	11
Positions by Department/Agency (Table)	12
Positions by Program Function – FY2010 (Pie chart)	13
Full-time Equivalent Positions by Program Function – 2008-2010 (Bar chart)	13
Positions by Program Function (Table)	15
County employees per 1,000 population (Line chart and Table)	15
Financial Summaries	
General Fund Budget Overview – Revenues by Major Sources (Gross)	16
General Fund Budget Overview – Expenditures by Department totals (Gross)	16
General Fund – Department and Agency Summaries Expenditures / Revenues / FTE / PTE	18
Other Annual Operating Funds Budget Overview Expenditures / Revenues / FTE / PTE	33
Water & Sewer Fund Financial Summary	34
Solid Waste Fund Financial Summary	35
Stormwater Fund Financial Summary	36

Table of Contents

Appendices

Volunteer Fire Departments (VFD's)	37
Investment Returns – Interest Rate History	38
County Inspection Permits	39
Register of Deeds – Transactions and Pages Processed	39
Line-item detail with cross reference (department names, #'s)	1

MEMORANDUM

TO: Union County Board of Commissioners

FROM: Al Greene, County Manager

PURPOSE: FY 2010 Budget Message

DATE: May 18, 2009

Attached you will find a copy of the staff's recommended FY2010 Budget for Union County. The General Fund budget contains recommended expenses of \$226,579,539 which represents a decrease of \$12,716,691 or 5.3% from the current year's amended budget. The recommended budget is balanced without a fund balance appropriation but would require a property tax rate increase of 2.76 cents above the current tax rate of 66.5 cents for a 2010 tax rate of 69.26 cents per \$100 valuation. The recommended tax increase is designed to cover additional costs of debt service for school construction and operations and maintenance expenses associated with the opening of new schools. The cost of the additional debt and operations and maintenance expenses are estimated to be \$3.5 million and \$2.6 million respectively, for a total of \$6,105,340. One cent of tax levy is estimated to bring in an additional \$2.2 million in revenue based upon our current tax base and collection rate.

General Fund Revenue

As the Board is aware, we have experienced a significant decline in all of our major revenue sources in the current fiscal year, and we do not anticipate that the trend will reverse in FY 2010. In fact, we expect a further significant decline below our 2009 year-end estimates in sales tax, real estate related revenue and investment earnings. Each of these revenue sources benefited from a relatively strong economy during the initial months of the current fiscal year. Our projections for 2010 reflect the anticipation of a weak economy and investment markets for the entire year.

As you can see from the chart on page 16, an overall comparison of estimated 2010 General Fund revenue to budgeted 2009 revenue reflects a 5.3% decline. The 2009 budget contained a \$2.45 million appropriation of fund balance. A comparison of 2009 revenue to 2010, adjusting for the current year's fund balance appropriation and the recommended 2010 tax increase (\$6.1 million), reflects a real decline in year-over-year revenues of \$16,371,853 or 6.9%.

Without a tax increase we would estimate growth in property tax revenue over the current year's estimate of \$2.6 million. This increase reflects actual growth in the tax base of about \$518 in assessed value, but the increase is offset to some degree by a reduction in the tax collection rate from the collection rate used in the 2009 budget (98.4%) to the actual rate that we would expect to realize for the current year (97%). The significant decline in sales tax revenue is not only a result of the weak economy but also the continued impact of implementation by the State of the "Medicaid Swap". While the swap has an associated decrease in County expenses for Medicaid payments, it is unclear at this time if the decrease in expenses will completely offset the lost revenue.

An important consideration for the coming year is the potential for continued impacts resulting from the state's effort to solve its budgetary problems ... perhaps "on the backs" of local governments. Specifically, we are concerned about the potential for losing ADM funding that the County plans to use to help us meet the coming year's debt service requirements. We have included in the recommended budget \$1.9 million in ADM revenue and \$4.6 million in Lottery revenue for a total from both sources of \$6.5 million. These estimates anticipate full funding being provided by the state of both revenue sources as the Governor has committed. The Senate budget plan does not include funding for ADM to counties, and if the Senate plan were to be enacted, it would require significant adjustments on the County's part. We will certainly have to monitor this situation.

We are scheduled to receive a payment from the State in the coming fiscal year that is designed to offset the unfavorable balance that the County would otherwise realize from the Medicaid Swap. It is unclear at this point in time what that payment will be, and given the state's worsening budget crisis, whether the Medicaid Swap agreement will remain in place. Estimates range from \$1.2 million to \$2.6 million. We have not included revenue from this payment in the recommended budget. Given concern over the possibility of losing our ADM revenue, we recommend that the Medicaid hold harmless payment be considered as a means of compensating to some degree for this loss, if it occurs.

General Fund Expenses

The Board of Commissioners implemented significant mid-year cost reduction measures in January of 2009. As a result of these measures, we now anticipate that the County will end the current fiscal year with a structurally balanced budget without a significant reduction or increase in fund balance. Recommended spending for the new year reflects the annualized effect of January's reduction plan without restoration in authorized appropriations in most areas for employee related costs or operating expenses. While we do recommend a restoration of capital funding for the Sheriff's Office for replacement vehicles, and annual (pay-go) capital funding for school purposes at reduced levels, any other significant capital appropriations are absent from the budget proposal.

Costs associated with wages and benefits are projected to be \$50.5 million. This amount is \$2.6 million below the 2009 budget level, but \$0.9 million over our 2009 year-end estimate of \$49.6 million. Most of this increase is related to increased benefit costs, and particularly health insurance costs and the additional step-up actuarial funding in connection with the retiree health care program. The staff recommends that the health insurance additional costs be borne by the County as opposed to passing portions of the additional cost on to employees or employees with dependent coverage. We recommend the addition of one position above the authorized full-time positions reflected in the January 2009 reduction in force and that position is the Pre-Trial Release Coordinator in the Sheriff's Office. We do not recommend the appropriation of funds for market adjustments or merit salary increases for employees in the coming year.

Total appropriations for operating and capital funds are recommended at approximately \$15 million and \$1.2 million respectively, as compared to our 2009 year-end estimates of \$15.8 million and \$2.3 million. The current year's amended budget reflected total appropriations for operating and capital expenses of \$19.6 million and \$3.7 million, respectively.

We also recommend a 10% across the board reduction in appropriations to outside agencies with the exception of the Chamber of Commerce. In the past, two appropriations have been provided to the Chamber; the first being membership dues at \$1,800 and an additional appropriation to fund Chamber services and operations of \$30,000. The Chamber, in recognition of the County's financial difficulties, has not requested the additional \$30,000 appropriation for the coming year.

Debt service payments and associated fees will increase by an estimated \$2.2 million in the coming year. Most of this increase is related to the recent bond sale of \$64.5 million in school construction bonds. In 2009 we budgeted one interest payment in anticipation of this financing, but we did not budget principal payments due to the projected timing of the issue. We have included funds for both interest payments in 2010 and the principal payment.

We are recommending a General Fund contingency appropriation for 2010 of \$803,511. This recommended appropriation is similar to the current year's original budget contingency appropriation of \$825,000. The recommended funding level represents only .035 % of recommended General Fund total appropriations. We are recommending that spending for FY 2010 continue at significantly restrained levels, and our projections of expenses have become more refined and conservative over the past several months. As a result, it will be increasingly difficult to adjust for even minor variations in expense and revenue projections in the coming years. Of particular concern is the possibility of losing state shared revenue, as has already been mentioned. As we continue to budget our expenses more tightly, particularly capital and maintenance related

expenses, there is also an increased likelihood that we will experience unforeseen costs related to equipment failure or other maintenance issues.

Public assistance funding (excluding Medicaid), primarily associated with DSS and the Health Department, is projected to increase from our 2009 budgeted figure of \$10.941 million and our year-end estimate of \$10.610 million to \$11.591 million in the new year.

Given the anticipated Medicaid expenses of \$2.16 million in the current year (originally budgeted at \$2.9 million with the lower year-end estimate attributable to federal stimulus funds) and, as a result of the Medicaid Swap, we will not incur Medicaid related expenses in FY 2010. However, as we have previously mentioned there is a corresponding decrease in sales tax revenue that may actually exceed the savings that we realize.

We have had very productive budget discussions with Union County Public Schools in light of our weakened revenue receipts and projections. As you know, UCPS agreed to a mid-year reduction in operating and capital expenses in 2009 of more than \$3.9 million. In addition, it appears that UCPS is prepared to absorb the February loss of nearly \$1.4 million in Lottery and ADM funds in FY 2009 conditioned on our ability to redirect the capital expenditures to bond savings. The Commission may recall that the Governor diverted Lottery and ADM funds in February from the Public School Building Fund to the State's General Fund to address a portion of the State's FY2009 projected shortfall. The cooperative positions of UCPS staff, as reflected in adjustments in the 2009 budget, have continued in discussions of FY 2010 spending levels.

The two staffs worked early in this year's budget process to reach some shared funding level concepts. The FY2010 recommended budget is based on a reduction of UCPS FY2009 current expense and pay-go capital appropriations (\$87,096,271 prior to the economy based cuts but after reduction for the true up in September 2008 enrollment) in the amount of 8% representing a cut of \$6,967,000. The budget is then adjusted upward by \$2.6 million to reflect the opening of Cuthbertson Middle and High and Poplin Elementary (combined square footage of the three schools is approximately 488,000 square feet) and another \$1.1 million for enrollment growth. The total recommended budget for UCPS is \$83.8 million compared to FY2009's \$87.1 million.

Enterprise Functions

Water and sewer operating margins (revenues over expenses) continue to decline from FY2008's \$5.5 million favorable variance to FY2010's \$2.3 million. The principal reason for the decline in revenues is reduced sales due to the drought conditions of the past several years and the resulting imposition of water conservation measures (restrictions on watering and inclining rate structures).

The impact of smaller margins in the operating fund has been a reduction in the net revenues available for transfer to the capital improvement program.

This reduction in transfers of capital contributions (capacity fees) and net revenues is clearly evident in the reduction from FY2008's transfer of \$14.5 million to FY2010's projected transfer of \$2.2 million.

The decline in the financial performance of the utility has not yet resulted in the need to raise rates, fees and charges, in part due to controlling and reducing personnel costs as part of the recent budget cuts. The rate structure remains sufficient to cover operations, maintenance and debt service and limited net revenue transfers to the capital program. Therefore, the recommended budget contains no rate or fee adjustments for FY2010. However, the longer term implication is that with less equity contributions to fund the capital program, larger debt issuances will be required to fund the capital program.

Solid waste operating margins remain extremely tight. While municipal solid waste (MSW) program expenses and revenues remain fairly predictable, construction and demolition tonnage has declined contributing to a very tight solid waste budget. The MSW expenditure budget for transportation and disposal is based on the current rate structure from the contract hauler. Should those rates increase in January 2010, the County will need to re-evaluate its tipping fee at that time. Therefore, at this time, there are no recommended rate adjustments in the solid waste fee structure. The budget does include \$250,000 (to be funded mainly from the solid waste reserve) to purchase a refurbished compactor to replace a 30 plus year-old model that is no longer serviceable.

In conclusion, we are recommending a FY2010 budget with no frills and spending levels comparable to those reflected in the budget reductions of January 2009. Short-term implications of the reduction of resources are that employees are being asked to accomplish more to compensate for the staff reductions, and both the Board of County Commissioners and citizens may experience delays in responses to requests for services. In some areas actual service reductions will continue. Employee burnout is certainly not out of the question in some key areas.

Long-term implications are a lagging response to critical, long-term needs. These may be most pronounced in non-routine activities such as revisions to growth management policies and the implementation of those policies, planning and implementation of future utility improvements, and other planning processes and special projects. In addition, a reduction in capital spending for maintenance and facility/infrastructure improvements will certainly lead to more expensive and frequent repairs to facility systems and equipment and will delay capital improvement projects in some cases. In terms of our employees, long-term effects of increased workloads combined with the loss of customary increases in compensation may lead to a decline in overall morale.

With this said, management is extremely proud of the efforts and attitude of our employees during the difficult months from late 2008 to the present. The citizens of Union County are blessed with excellent County employees who are dedicated to their role in serving the citizens. While there are potential long-term implications associated with continued operations with reduced resources, I am confident that we can expect outstanding effort on the part of the organization.

Budget Review Schedule

The County Manager's recommended budget is scheduled for delivery to the Board of County Commissioners on May 18, 2009.

The following budget calendar is proposed for review and adoption of the 2010 budget.

May 18	Filing of Budget with Clerk
May 18	Presentation and overview of FY2010 recommended budget
May - June	Budget review sessions
June 1	Public hearing on budget
NLT June 15	Budget adoption

It is recommended that the budget review sessions operate with the following guidelines:

- be agenda driven – with the objective of completing the budget reviews scheduled for the session
- commence at 9:00 a.m.
- conclude at 12:00 noon or the earlier of the completion of the agenda
- discussion remain focused on budget and financial matters and program delivery

The following four (4) budget review sessions have been established by the County Commission. Additional review sessions may be scheduled as necessary.

Session 1.

Date: Wednesday, May 20

Overview of budget content and format
 Summary of factors influencing the budget
 Proposed FY2010 budget ordinance
 General Government

Session 2.

Date: Tuesday, May 26

Union County Public Schools
 Economic and Physical Development
 Human Services

Session 3.

Date: Thursday, June 4

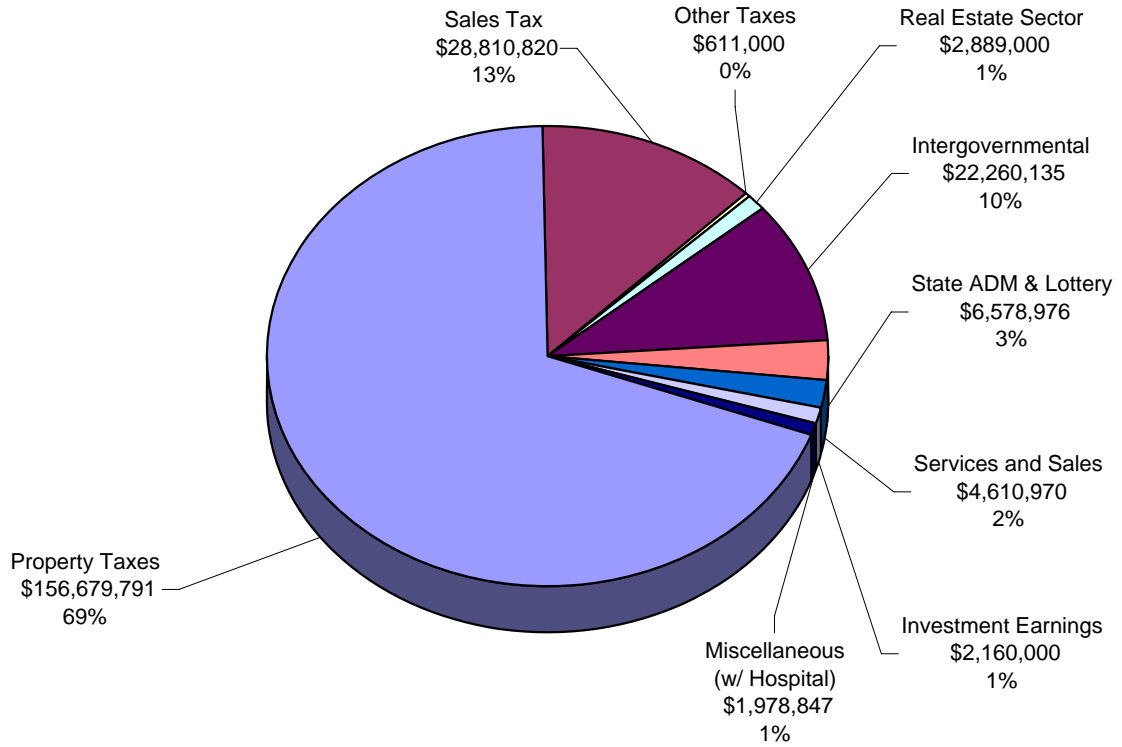
Public Safety
 Cultural and Recreational

Session 4.

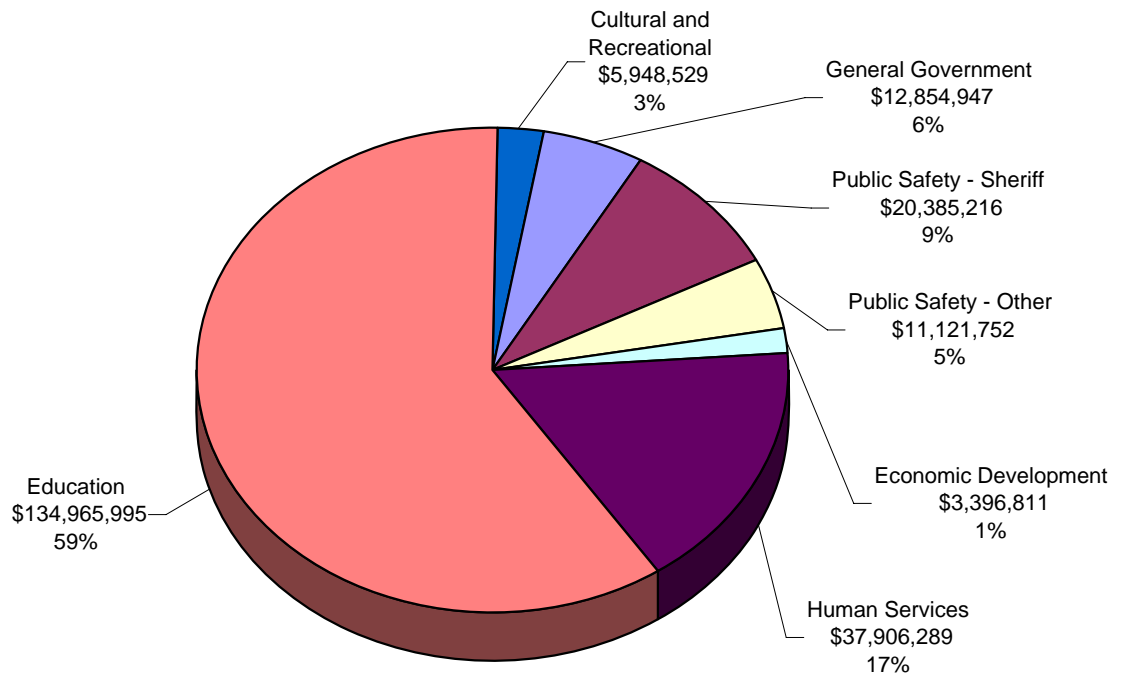
Date: Wednesday, June 10

SPCC
 Proprietary & Other Funds
 Consensus budget ordinance

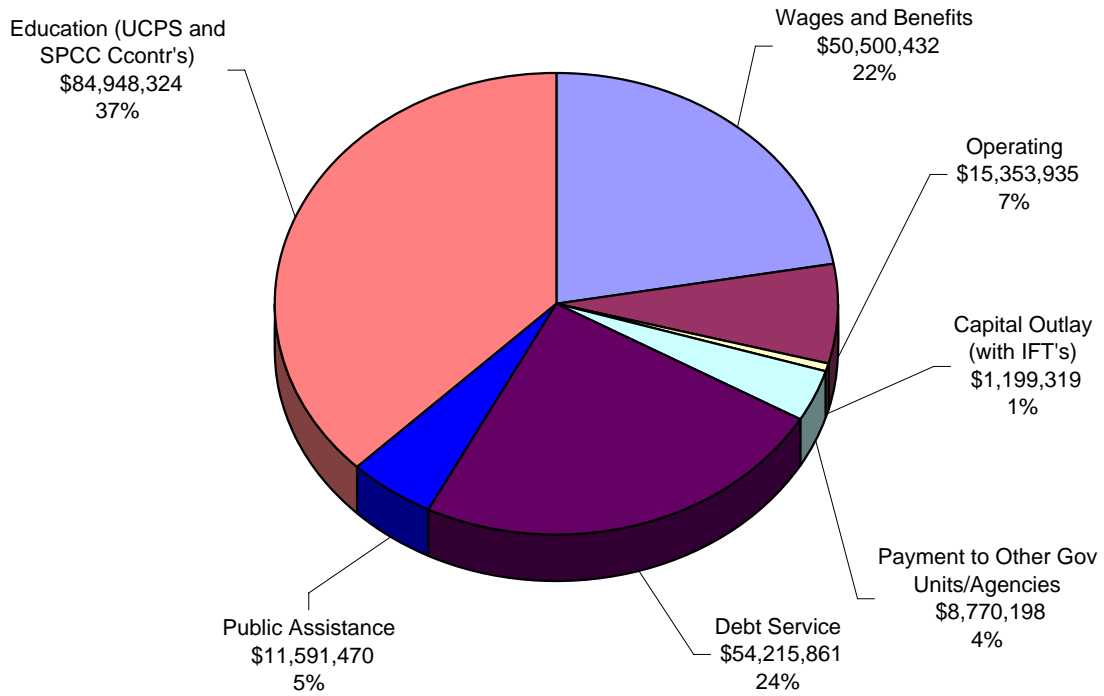
Where the Money Comes From



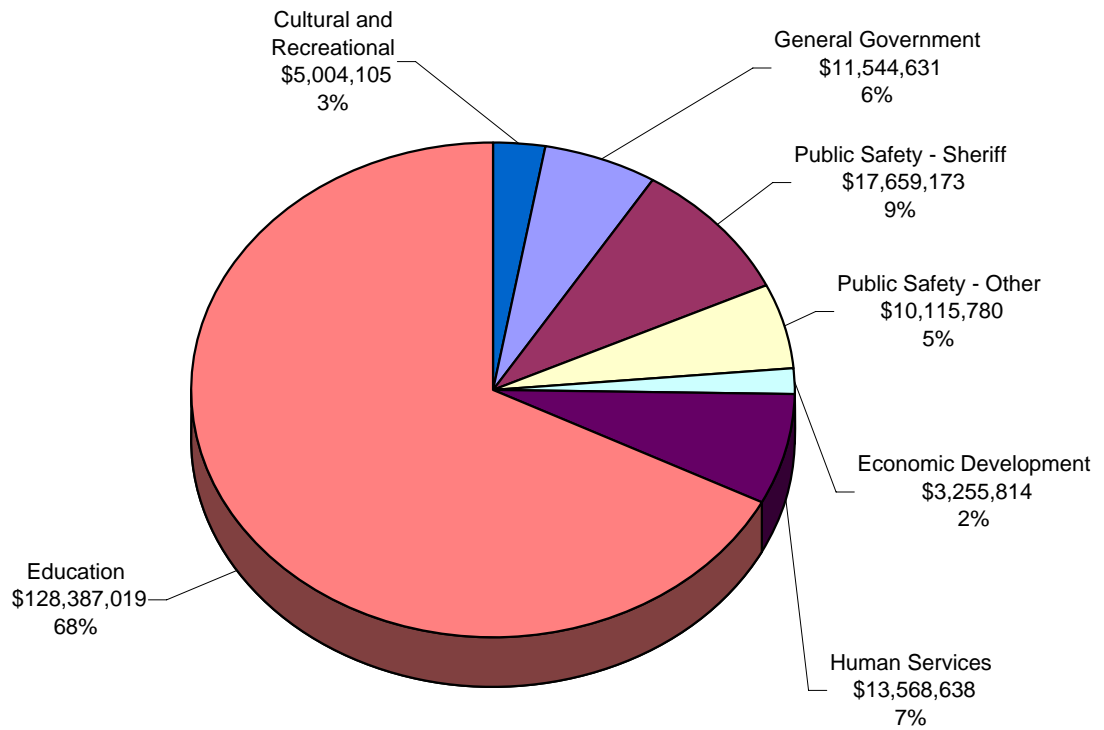
Where the Money Goes - By Program Function



Where the Money Goes - By Expense Category



Where Your County Taxes Go - By Program Function



YOUR COUNTY PROPERTY TAX BILL

2009 AVERAGE TAX VALUE \$233,717

<u>FY2009</u>		<u>FY2010</u>	<u>INCREASE (DECREASE)</u>
\$ 1,010	EDUCATION	\$ 1,101	\$ 91
218	PUBLIC SAFETY	227	9
124	HUMAN SERVICES	113	(11)
109	GENERAL GOVERNMENT	97	(12)
62	CULTURAL & RECREATIONAL	49	(13)
31	ECON. & PHYSICAL DEV.	32	1
<u>\$ 1,554</u>	TOTAL TAX BILL	<u>\$ 1,619</u>	<u>\$ 65</u>

↑
Increase in Tax Bill

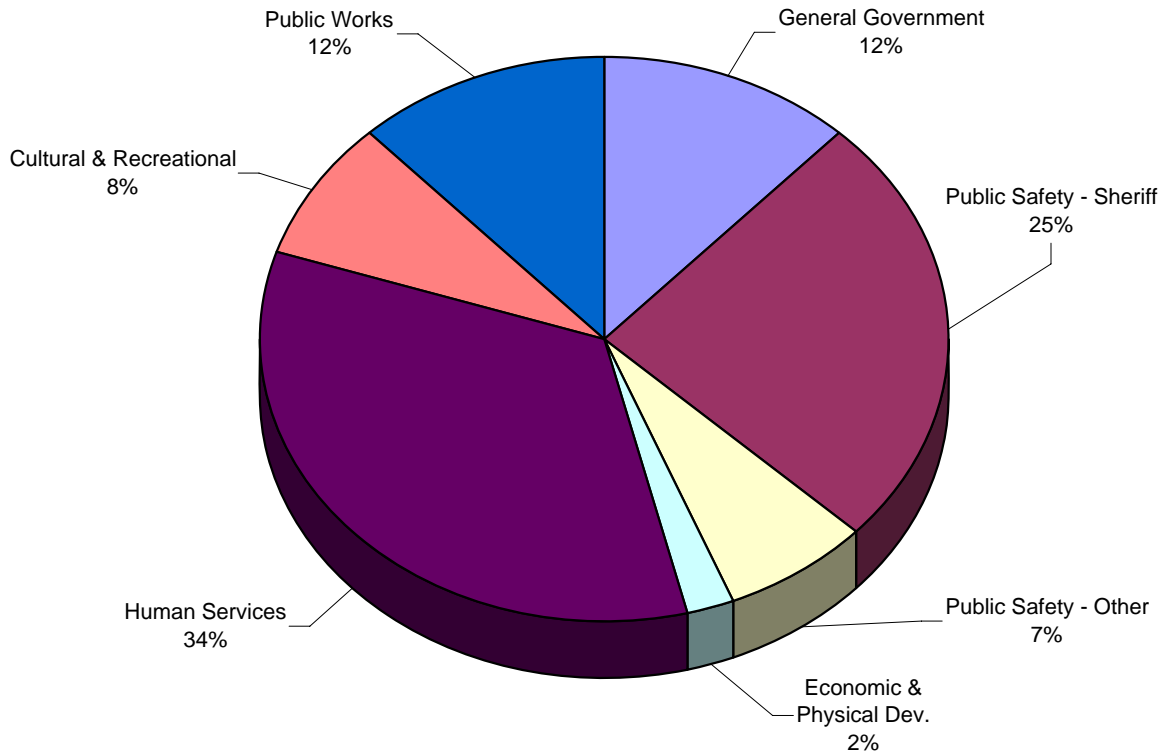
General Fund Fund Balance Projection and Required Reserve Levels

<u>General Fund</u>	<u>FY2007</u>	<u>FY2008</u>	<u>FY2009</u>	<u>FY2010</u>
Expenditures and IFTs			\$ (222,284,568)	\$ (226,579,539)
Revenues and IFTs			223,250,955	226,579,539
Net Increase/(Decrease) in Fund Balance			966,387	-
Prior Year's Ending Fund Balance			35,345,281	36,311,668
Fund Balance				
Designated to next year's budget	\$ 5,828,255	\$ 5,779,678		
Designated for special purpose	979,617	605,563		
Undesignated	28,690,718	28,960,040		
	<u>\$ 35,498,590</u>	<u>\$ 35,345,281</u>	<u>\$ 36,311,668</u>	<u>\$ 36,311,668</u>
General Fund expenditures and IFTs	\$ 188,344,214	\$ 213,955,779	\$ 222,284,568	\$ 226,579,539
Fund Balance as % of Expenditures and IFTs	18.85%	16.52%	16.34%	16.03%
Group Weighted Average	19.24%	18.26%	NA	NA
				FY2010 Expenses
				\$ 226,579,539
				16.00%
				<u>36,252,726</u>
				Fund Balance Requirement
				Project Fund Balance @ YE
				<u>36,311,668</u>
				Transfer to (from) Capital Reserve
				<u>\$ 58,942</u>

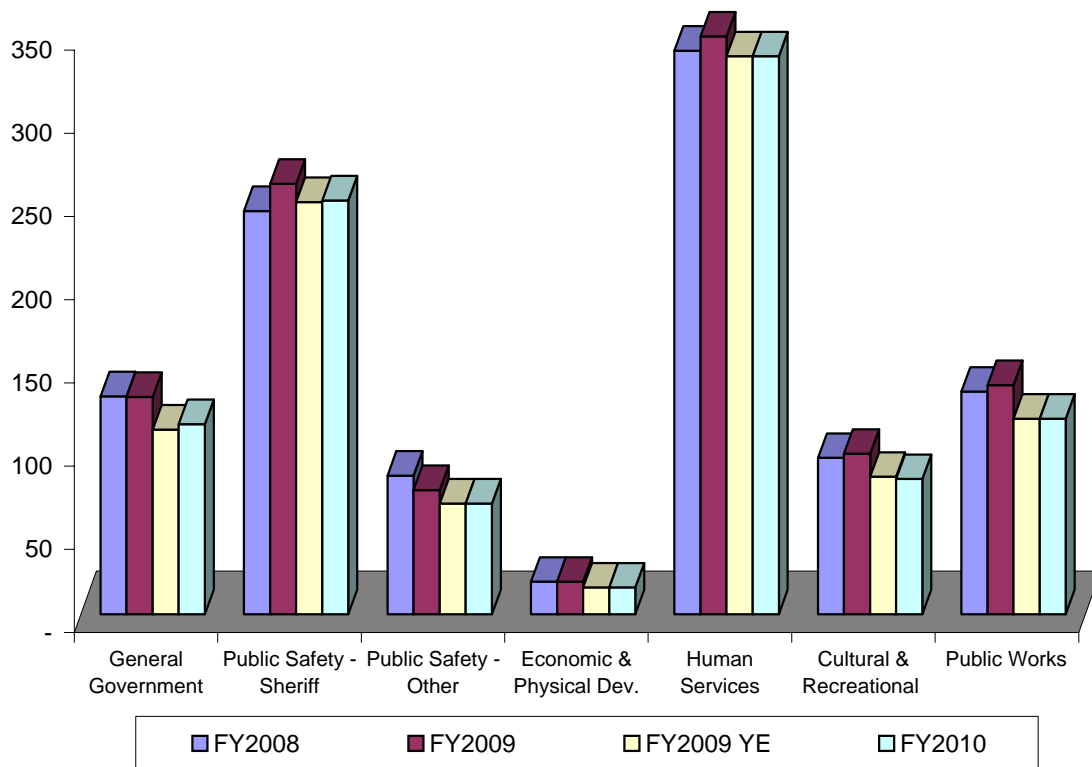
Positions by Department/Agency


Department	Prior	Prior	Prior	Prior	Before	Current	Requested	Recom- mended
	FY04-05	FY05-06	FY06-07	FY07-08	Econ Cuts	Authorized		
					FY08-09		FY09-10	
Central Administration	8.2	8.2	8.2	8.05	8.05	6.05	6.21	6.21
Internal Audit	1.0	1.0	1.0	1.00	1.00	1.00	1.00	1.00
Legal	2.8	2.8	2.8	3.09	3.09	3.00	3.00	3.00
Personnel	6.0	6.0	7.0	8.00	8.00	7.00	7.00	7.00
Finance	10.2	10.2	10.2	10.20	10.20	9.00	9.00	9.00
Tax Administration	47.8	51.8	51.8	56.26	54.82	44.50	44.50	44.50
Elections	10.9	11.6	11.6	10.30	10.29	10.29	13.42	13.42
Register of Deeds	11.3	12.5	12.5	13.49	13.36	12.00	12.00	12.00
Information Systems	12.0	11.0	11.0	11.00	12.00	10.00	10.00	10.00
General Services	12.7	12.0	10.0	10.47	10.65	9.00	9.00	9.00
Law Enforcement	217.6	218.7	234.6	242.15	259.55	248.55	253.55	249.55
Communications (E911)	35.6	45.8	44.7	45.69	44.63	41.43	41.43	41.43
Homeland Security	3.0	3.0	4.0	4.00	4.00	3.00	3.00	3.00
Fire Services	6.0	6.0	5.0	5.00	5.00	5.00	5.00	5.00
Inspections	29.0	29.0	29.0	28.47	21.62	17.00	17.00	17.00
Planning	4.0	4.0	5.0	6.00	6.00	4.00	4.00	4.00
Cooperative Extension	10.0	12.0	12.0	12.48	12.48	11.00	11.00	11.00
Soil Conservation	3.0	2.0	2.0	1.00	1.00	1.00	1.00	1.00
Health	93.5	97.5	102.6	104.74	107.74	101.74	101.74	101.74
Social Services	191.1	194.1	199.6	199.70	205.21	200.44	200.44	200.44
Transportation and Nutrition	28.1	30.0	30.1	31.01	31.11	29.95	29.95	29.95
Veterans' Services	3.0	3.0	3.0	3.00	3.00	3.00	3.00	3.00
Library	65.1	64.5	65.9	65.95	66.63	55.65	54.27	54.27
Parks & Recreation	23.4	25.4	27.4	27.90	29.70	26.90	26.90	26.90
Water & Sewer	88.1	93.2	99.4	109.10	110.63	92.76	92.76	92.76
Solid Waste	21.6	21.6	21.7	21.55	22.15	20.59	20.59	20.59
Storm Water	1.3	1.3	1.3	2.05	2.15	2.05	2.05	2.05
Total	946.3	978.2	1,013.4	1,041.65	1,064.06	975.90	982.81	978.81

Positions by Program Function - FY2010



Full-time Equivalent Positions by Program Function - 2008-2010

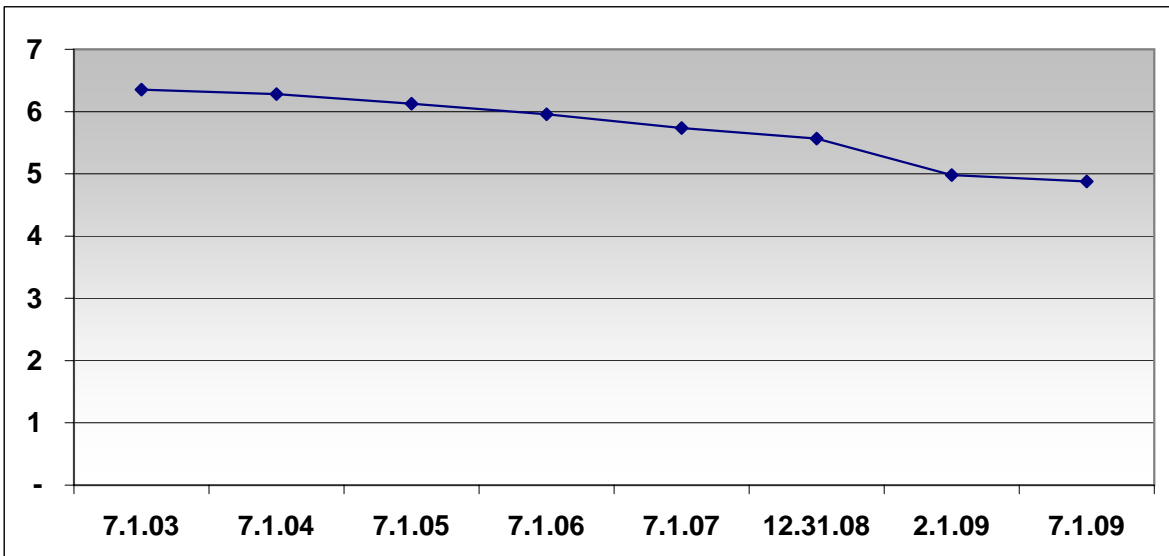




Positions by Program Function

Full-Time Equivalent Positions					FY2010 Recom- mended
	FY2009				
	Before Cuts	After Cuts	Variance	Percent	
General Government	130.46	110.84	(19.62)	-15.0%	114.13
Public Safety - Sheriff	258.55	247.55	(11.00)	-4.3%	248.55
Public Safety - Other	74.60	66.43	(8.17)	-11.0%	66.43
Econ. & Physical Dev.	19.48	16.00	(3.48)	-17.9%	16.00
Human Services	347.06	335.13	(11.93)	-3.4%	335.13
Cultural & Recreational	96.33	82.55	(13.78)	-14.3%	81.17
Public Works	137.58	117.40	(20.18)	-14.7%	117.40
Total	<u>1,064.06</u>	<u>975.90</u>	<u>(88.16)</u>	<u>-8.3%</u>	<u>978.81</u>

County Employees per 1,000 Population



Year	County Population	Full-Time Equivalent	Positions
			Per 1,000 Pop.
7.1.03	143,769	913.10	6.35
7.1.04	150,637	946.30	6.28
7.1.05	159,721	978.20	6.12
7.1.06	170,167	1,013.40	5.96
7.1.07	181,652	1,041.65	5.73
12.31.08	191,142	1,064.06	5.57
2.1.09	195,874	975.90	4.98
7.1.09	200,606	978.81	4.88

General Fund

Budget Overview

	FY 07-08	FY 08-09		FY 09-10		% Inc.
	Actual	Current	Estimate	Request	Recomm.	/ Dec.
Revenues						
Property Taxes	(121,427,057)	(145,946,493)	(145,143,000)	(153,632,340)	(153,632,340)	5.3%
Property Taxes (Prior)	(2,526,340)	(2,709,200)	(2,816,590)	(3,047,451)	(3,047,451)	12.5%
Local Option Sales Tax	(37,304,526)	(37,273,557)	(34,138,294)	(28,810,820)	(28,810,820)	-22.7%
Other Taxes	(590,740)	(575,600)	(630,807)	(611,000)	(611,000)	6.2%
Real Estate Sector	(7,384,462)	(6,032,300)	(3,756,420)	(2,889,000)	(2,889,000)	-52.1%
Intergovernmental	(20,555,144)	(21,811,594)	(21,850,988)	(22,252,302)	(22,260,135)	2.1%
State ADM & Lottery	(4,813,403)	(7,033,245)	(5,269,286)	(6,578,976)	(6,578,976)	-6.5%
Services and Sales	(4,506,336)	(4,280,345)	(4,497,063)	(4,606,970)	(4,610,970)	7.7%
Investment Earnings	(9,313,749)	(3,905,606)	(3,229,000)	(2,160,000)	(2,160,000)	-44.7%
Miscellaneous (w/ Hospital)	(3,674,485)	(3,330,112)	(1,919,507)	(1,977,847)	(1,978,847)	-40.6%
Interfund Transfers	(4,674,732)	(3,948,000)	-	-	-	-100.0%
Fund Balance Appropriated	-	(2,450,178)	-	(825,176)	-	-100.0%
Total Revenues	(216,770,975)	(239,296,230)	(223,250,955)	(227,391,882)	(226,579,539)	-5.3%

Add Back Fund Balance Appr.	-	2,450,178	-	825,176	-	
Revenues w/o Fund Bal. Appr.	(216,770,975)	(236,846,052)	(223,250,955)	(226,566,706)	(226,579,539)	-4.3%
Property Tax Increase		-			6,105,340	-
Revenues w/o Property Tax Increase		(236,846,052)			(220,474,199)	-6.9%
FY09 Current Budget vs FY10 Recommended					(16,371,853)	

Expenditures

General Government

Board of Commissioners	837,008	555,142	712,314	543,232	543,232	-2.1%
Central Administration	673,550	1,551,952	1,372,774	769,218	769,218	-50.4%
County Dues and Memberships	118,160	128,599	125,854	127,773	97,773	-24.0%
Internal Audit	91,361	98,126	94,813	94,173	93,963	-4.2%
Legal	323,113	335,714	322,295	321,164	321,164	-4.3%
Personnel	715,173	828,358	721,126	705,136	704,401	-15.0%
Finance	881,988	930,890	848,869	836,179	836,179	-10.2%
Tax Administration	3,828,902	4,242,376	3,889,794	3,514,820	3,514,820	-17.1%
Court Facilities	2,039,489	2,192,362	2,071,878	2,044,499	1,911,613	-12.8%
Elections	1,023,674	997,011	933,405	1,030,462	990,151	-0.7%
Register of Deeds	1,164,074	1,205,450	1,056,696	1,159,242	1,034,242	-14.2%
Information Technology	1,968,826	2,641,962	2,050,485	1,723,987	1,700,066	-35.7%
General Services	256,808	645,608	232,001	196,543	191,983	-70.3%
Total General Government	13,922,128	16,353,550	14,432,304	13,066,428	12,708,805	-22.3%

Public Safety

Law Enforcement	19,223,516	20,854,311	18,798,112	20,566,035	20,153,466	-3.4%
Communications	1,827,771	5,290,056	2,937,423	4,387,160	4,387,161	-17.1%
Homeland Security	302,348	317,020	258,286	188,384	188,362	-40.6%
Fire Services	960,188	1,300,883	1,179,847	1,241,634	1,241,634	-4.6%
Inspections	2,306,582	2,129,837	1,960,029	1,649,026	1,633,326	-23.3%
Outside Agencies:						
Medical Examiner	40,950	40,000	60,000	40,000	40,000	0.0%
Emergency Medical Services	3,559,102	3,554,321	3,554,321	3,376,606	3,376,606	-5.0%
Other Misc Outside Agencies	-	990	990	1,000	1,000	1.0%
Juvenile Detention	115,917	129,425	94,249	122,725	122,725	-5.2%
American Red Cross	5,000	5,000	5,000	50,000	4,500	-10.0%
Total Public Safety	28,341,373	33,621,843	28,848,257	31,622,570	31,148,780	-7.4%

Economic Development

Planning	577,436	677,106	552,496	513,910	513,910	-24.1%
Economic Development	524,455	1,259,866	982,017	1,668,387	1,603,587	27.3%
Cooperative Extension	1,124,314	1,249,701	1,043,654	1,092,854	1,085,578	-13.1%
Soil Conservation	73,479	77,269	73,440	77,871	77,871	0.8%
Outside Agencies:						
Forest Management	55,028	58,725	58,725	68,248	68,248	16.2%
New Ventures	10,000	10,000	10,000	25,000	9,000	-10.0%
Total Economic Development	2,364,713	3,332,667	2,720,331	3,446,270	3,358,194	0.8%

Budget Overview

General Fund

	FY 07-08	FY 08-09		FY 09-10		% Inc.
	Actual	Current	Estimate	Request	Recomm.	/ Dec.
Expenditures (continued)						
Human Services						
Public Health	7,886,518	9,082,709	7,911,212	8,117,507	8,065,994	-11.2%
Social Services	27,624,343	28,500,771	26,713,922	26,010,163	26,007,711	-8.7%
Transportation and Nutrition Serv	1,546,065	1,574,175	1,507,154	1,305,976	1,305,976	-17.0%
Veterans' Services	224,992	294,638	281,943	284,441	280,441	-4.8%
Outside Agencies:						
Mental Health	707,649	874,841	602,850	834,252	834,252	-4.6%
Other Misc Outside Agencies	1,000	2,387	1,000	2,175	2,175	-8.9%
Health Quest	100,000	25,000	25,000	50,000	22,500	-10.0%
United Family Services	-	50,000	25,000	22,500	22,500	-55.0%
Community Health Services	-	-	-	25,000	-	-
Charlotte Area Trans Service	70,712	112,613	106,512	98,859	98,859	-12.2%
Juvenile Justice Del Prev	278,670	310,004	266,460	247,438	247,438	-20.2%
Disproportionate Minority	60,457	6,551	-	-	-	-100.0%
Turning Point	25,000	25,000	25,000	25,000	22,500	-10.0%
Union Diversified Industries	28,500	28,500	28,500	28,500	25,650	-10.0%
Community Shelter	15,625	12,500	12,500	12,500	11,250	-10.0%
Community Action	76,338	76,338	76,338	68,704	68,704	-10.0%
Council on Aging	302,243	302,244	302,244	302,244	298,994	-1.1%
CMC - Union	22,913	75,000	35,000	35,000	35,000	-53.3%
Criminal Justice Partnership	119,302	125,407	125,407	125,407	125,407	0.0%
Total Human Services	39,090,327	41,478,678	38,046,042	37,595,666	37,475,351	-9.7%
Education						
Union County Pubic Schools						
Current Expense	70,864,000	77,296,271	77,296,271	83,848,324	83,848,324	8.5%
Capital Outlay	11,000,000	9,800,000	5,871,958	-	-	-100.0%
Occupancy Costs	212,649	426,092	213,507	175,065	175,065	-58.9%
Debt Service	39,894,086	47,006,055	46,503,922	49,488,752	49,488,752	5.3%
Outside Agencies:						
Community College (Debt Srv)	353,586	356,074	354,659	351,604	351,604	-1.3%
Community College (Oper)	1,136,550	1,200,000	1,164,000	1,100,000	1,100,000	-8.3%
Literacy Council	2,500	2,500	2,500	2,250	2,250	-10.0%
Total Education	123,463,371	136,086,992	131,406,817	134,965,995	134,965,995	-0.8%
Cultural and Recreational						
Library	4,823,821	5,043,590	4,456,783	4,125,566	4,125,565	-18.2%
Parks and Recreation	1,815,549	2,869,249	2,291,261	1,750,679	1,681,030	-41.4%
Outside Agencies:						
Arts Council	55,000	55,000	55,000	49,500	49,500	-10.0%
Historical Properties	24,497	126,071	22,773	26,208	20,308	-83.9%
A.Jackson Historical Found.	55,000	5,000	5,000	5,000	4,500	-10.0%
Total Cultural and Recreational	6,773,867	8,098,910	6,830,817	5,956,953	5,880,903	-27.4%
Contingency / Nondepartmental	-	323,590	-	738,000	1,041,511	221.9%
Total Expenditures	213,955,779	239,296,230	222,284,568	227,391,882	226,579,539	-5.3%
Net Revenues/(Expenditures)	(2,815,196)	-	(966,387)	-	-	-

Union County Pubic Schools	87,096,271	83,848,324	-3.7%
County Departments/Agencies/SPCC	97,265,370	88,515,354	-9.0%
Public Assistance - Medicaid	2,922,863	-	-100.0%
Debt Service	52,011,726	54,215,861	4.2%
Total Expenditures	239,296,230	226,579,539	-5.3%

General Fund

Department and Agency Summaries

	FY 07-08	FY 08-09		FY 09-10		% Inc. / Dec.
	Actual	Current	Estimate	Request	Recomm.	
Board of Commissioners						
Expenditures						
Personnel	125,704	133,955	133,834	134,071	134,071	0.1%
Operating	711,304	578,480	578,480	409,161	409,161	-29.3%
Capital	-	-	-	-	-	-
Other	-	(157,293)	-	-	-	-100.0%
Total	837,008	555,142	712,314	543,232	543,232	-2.1%
Revenues	-	-	-	-	-	-
Net County Cost	837,008	555,142	712,314	543,232	543,232	-2.1%
Positions						
Full-time Equivalency	-	-	-	-	-	-
Part-time Equivalency	-	-	-	-	-	-
Central Administration						
Expenditures						
Personnel	511,963	743,599	692,517	682,533	682,533	-8.2%
Operating	151,812	680,257	680,257	86,685	86,685	-87.3%
Capital	9,775	-	-	-	-	-
Other	-	128,096	-	-	-	-100.0%
Total	673,550	1,551,952	1,372,774	769,218	769,218	-50.4%
Revenues	(13,756)	(25,000)	-	-	-	-100.0%
Net County Cost	659,794	1,526,952	1,372,774	769,218	769,218	-49.6%
Positions						
Full-time Equivalency	8.00	8.00	6.00	6.00	6.00	-25.0%
Part-time Equivalency	0.05	0.05	0.05	0.21	0.21	320.0%
County Dues and Memberships						
Expenditures						
Personnel	-	-	-	-	-	-
Operating	118,160	125,854	125,854	127,773	97,773	-22.3%
Capital	-	-	-	-	-	-
Other	-	2,745	-	-	-	-100.0%
Total	118,160	128,599	125,854	127,773	97,773	-24.0%
Revenues	-	-	-	-	-	-
Net County Cost	118,160	128,599	125,854	127,773	97,773	-24.0%
Positions						
Full-time Equivalency	-	-	-	-	-	-
Part-time Equivalency	-	-	-	-	-	-
Internal Audit						
Expenditures						
Personnel	85,964	90,813	90,103	89,142	89,142	-1.8%
Operating	5,397	4,710	4,710	5,031	4,821	2.4%
Capital	-	-	-	-	-	-
Other	-	2,603	-	-	-	-100.0%
Total	91,361	98,126	94,813	94,173	93,963	-4.2%
Revenues	-	-	-	-	-	-
Net County Cost	91,361	98,126	94,813	94,173	93,963	-4.2%
Positions						
Full-time Equivalency	1.00	1.00	1.00	1.00	1.00	0.0%
Part-time Equivalency	-	-	-	-	-	-

Department and Agency Summaries

General Fund

	FY 07-08	FY 08-09		FY 09-10		% Inc. / Dec.
	Actual	Current	Estimate	Request	Recomm.	
Legal						
Expenditures						
Personnel	281,475	289,821	287,504	284,736	284,736	-1.8%
Operating	41,638	34,791	34,791	36,428	36,428	4.7%
Capital	-	-	-	-	-	-
Other	-	11,102	-	-	-	-100.0%
Total	323,113	335,714	322,295	321,164	321,164	-4.3%
Revenues	-	-	-	-	-	-
Net County Cost	323,113	335,714	322,295	321,164	321,164	-4.3%
Positions						
Full-time Equivalency	3.00	3.00	3.00	3.00	3.00	0.0%
Part-time Equivalency	0.09	0.09	-	-	-	-100.0%
Personnel						
Expenditures						
Personnel	558,352	607,746	603,050	574,597	574,597	-5.5%
Operating	156,821	118,076	118,076	130,539	129,804	9.9%
Capital	-	-	-	-	-	-
Other	-	102,536	-	-	-	-100.0%
Total	715,173	828,358	721,126	705,136	704,401	-15.0%
Revenues	-	-	-	-	-	-
Net County Cost	715,173	828,358	721,126	705,136	704,401	-15.0%
Positions						
Full-time Equivalency	8.00	8.00	7.00	7.00	7.00	-12.5%
Part-time Equivalency	-	-	-	-	-	-
Finance						
Expenditures						
Personnel	714,677	720,783	702,474	685,044	685,044	-5.0%
Operating	167,312	146,395	146,395	151,135	151,135	3.2%
Capital	-	-	-	-	-	-
Other	-	63,712	-	-	-	-100.0%
Total	881,989	930,890	848,869	836,179	836,179	-10.2%
Revenues	(273)	(300)	(300)	(300)	(300)	0.0%
Net County Cost	881,716	930,590	848,569	835,879	835,879	-10.2%
Positions						
Full-time Equivalency	9.00	9.00	8.00	8.00	8.00	-11.1%
Part-time Equivalency	0.20	0.20	-	-	-	-100.0%
Tax Administration						
Expenditures						
Personnel	2,933,995	2,959,037	2,936,933	2,686,862	2,686,862	-9.2%
Operating	894,907	952,861	952,861	827,958	827,958	-13.1%
Capital	-	-	-	-	-	-
Other	-	330,478	-	-	-	-100.0%
Total	3,828,902	4,242,376	3,889,794	3,514,820	3,514,820	-17.1%
Revenues	(77,973)	(99,700)	(95,776)	(115,050)	(115,051)	15.4%
Net County Cost	3,750,929	4,142,676	3,794,018	3,399,770	3,399,769	-17.9%
Positions						
Full-time Equivalency	54.00	53.00	44.00	44.00	44.00	-17.0%
Part-time Equivalency	2.26	1.82	0.50	0.50	0.50	-72.5%

General Fund

Department and Agency Summaries

	FY 07-08	FY 08-09		FY 09-10		% Inc. / Dec.
	Actual	Current	Estimate	Request	Recomm.	
Court Facilities						
Expenditures						
Personnel	-	-	-	-	-	-
Operating	723,200	637,699	637,699	621,209	619,657	-2.8%
Capital	-	-	-	-	-	-
Other	1,316,289	1,554,663	1,434,179	1,423,290	1,291,956	-16.9%
Total	2,039,489	2,192,362	2,071,878	2,044,499	1,911,613	-12.8%
Revenues	-	-	-	-	-	-
Net County Cost	2,039,489	2,192,362	2,071,878	2,044,499	1,911,613	-12.8%
Positions						
Full-time Equivalency	-	-	-	-	-	-
Part-time Equivalency	-	-	-	-	-	-
Elections						
Expenditures						
Personnel	513,968	524,440	509,098	515,349	515,349	-1.7%
Operating	509,706	424,307	424,307	515,113	514,802	21.3%
Capital	-	-	-	-	-	-
Other	-	48,264	-	-	(40,000)	-182.9%
Total	1,023,674	997,011	933,405	1,030,462	990,151	-0.7%
Revenues	(133,790)	(46,430)	(250,641)	(242,395)	(242,395)	422.1%
Net County Cost	889,884	950,581	682,764	788,067	747,756	-21.3%
Positions						
Full-time Equivalency	6.65	6.65	6.65	6.65	6.65	0.0%
Part-time Equivalency	3.65	3.65	3.64	6.77	6.77	85.5%
Register of Deeds						
Expenditures						
Personnel	682,255	710,172	705,117	671,358	671,358	-5.5%
Operating	481,819	351,579	351,579	487,884	362,884	3.2%
Capital	-	-	-	-	-	-
Other	-	143,699	-	-	-	-100.0%
Total	1,164,074	1,205,450	1,056,696	1,159,242	1,034,242	-14.2%
Revenues	(1,491,147)	(1,470,000)	(1,050,292)	(1,000,000)	(1,000,000)	-32.0%
Net County Cost	(327,073)	(264,550)	6,404	159,242	34,242	-112.9%
Positions						
Full-time Equivalency	13.00	13.00	12.00	12.00	12.00	-7.7%
Part-time Equivalency	0.49	0.36	-	-	-	-100.0%
Information Technology						
Expenditures						
Personnel	829,393	864,665	857,802	823,763	823,763	-4.7%
Operating	1,107,834	910,436	910,436	945,010	921,090	1.2%
Capital	31,600	327,033	327,033	-	-	-100.0%
Other	-	539,828	(44,786)	(44,786)	(44,787)	-108.3%
Total	1,968,827	2,641,962	2,050,485	1,723,987	1,700,066	-35.7%
Revenues	(1,622)	(1,630)	(839)	(850)	(850)	-47.9%
Net County Cost	1,967,205	2,640,332	2,049,646	1,723,137	1,699,216	-35.6%
Positions						
Full-time Equivalency	11.00	12.00	10.00	10.00	10.00	-16.7%
Part-time Equivalency	-	-	-	-	-	-

Department and Agency Summaries

General Fund

	FY 07-08	FY 08-09		FY 09-10		% Inc. / Dec.
	Actual	Current	Estimate	Request	Recomm.	
General Services						
Expenditures						
Personnel	667,866	694,254	687,584	673,717	673,717	-3.0%
Operating	883,082	815,909	815,909	823,272	818,712	0.3%
Capital	77,967	125,771	125,771	-	-	-100.0%
Other	(1,372,107)	(990,326)	(1,397,263)	(1,300,446)	(1,300,446)	31.3%
Total	256,808	645,608	232,001	196,543	191,983	-70.3%
Revenues	(14,642)	(5,900)	(2,213)	(2,213)	(2,213)	-62.5%
Net County Cost	242,166	639,708	229,788	194,330	189,770	-70.3%
Positions						
Full-time Equivalency	10.00	10.65	9.00	9.00	9.00	-15.5%
Part-time Equivalency	0.47	-	-	-	-	-
Law Enforcement						
Expenditures						
Personnel	13,217,198	14,486,748	14,159,778	14,653,410	14,472,263	-0.1%
Operating	4,029,665	3,521,883	3,521,883	3,833,797	3,702,370	5.1%
Capital	1,327,779	454,172	454,172	1,165,584	1,115,895	145.7%
Other	648,874	2,391,508	662,279	913,244	862,938	-63.9%
Total	19,223,516	20,854,311	18,798,112	20,566,035	20,153,466	-3.4%
Revenues	(2,245,167)	(2,603,158)	(2,601,924)	(2,790,074)	(2,795,074)	7.4%
Net County Cost	16,978,349	18,251,153	16,196,188	17,775,961	17,358,392	-4.9%
Positions						
Full-time Equivalency	239.70	256.70	245.70	250.70	246.70	-3.9%
Part-time Equivalency	2.45	1.85	1.85	1.85	1.85	0.0%
Communications						
Expenditures						
Personnel	1,480,940	1,994,106	1,826,323	2,075,922	2,075,922	4.1%
Operating	290,796	404,862	404,862	440,441	440,442	8.8%
Capital	56,035	706,238	706,238	-	-	-100.0%
Other	-	2,184,850	-	1,870,797	1,870,797	-14.4%
Total	1,827,771	5,290,056	2,937,423	4,387,160	4,387,161	-17.1%
Revenues	(1,607,746)	(43,462)	(97,291)	-	-	-100.0%
Net County Cost	220,025	5,246,594	2,840,132	4,387,160	4,387,161	-16.4%
Positions						
Full-time Equivalency	40.20	42.05	38.85	38.85	38.85	-7.6%
Part-time Equivalency	1.49	1.43	1.43	1.43	1.43	0.0%
Homeland Security						
Expenditures						
Personnel	268,635	258,838	237,248	166,796	166,796	-35.6%
Operating	33,713	21,038	21,038	21,588	21,566	2.5%
Capital	-	-	-	-	-	-
Other	-	37,144	-	-	-	-100.0%
Total	302,348	317,020	258,286	188,384	188,362	-40.6%
Revenues	(37,090)	(10,500)	(46,766)	(10,500)	(10,500)	0.0%
Net County Cost	265,258	306,520	211,520	177,884	177,862	-42.0%
Positions						
Full-time Equivalency	4.00	4.00	3.00	3.00	3.00	-25.0%
Part-time Equivalency	-	-	-	-	-	-

General Fund

Department and Agency Summaries

	FY 07-08	FY 08-09		FY 09-10		% Inc. / Dec.
	Actual	Current	Estimate	Request	Recomm.	
Fire Services						
Expenditures						
Personnel	295,297	280,811	277,932	282,974	282,974	0.8%
Operating	99,324	127,171	127,171	151,854	151,854	19.4%
Capital	30,187	-	-	-	-	-
Other	535,380	892,901	774,744	806,806	806,806	-9.6%
Total	960,188	1,300,883	1,179,847	1,241,634	1,241,634	-4.6%
Revenues	(10,800)	(10,800)	(16,832)	(16,832)	(16,832)	55.9%
Net County Cost	949,388	1,290,083	1,163,015	1,224,802	1,224,802	-5.1%
Positions						
Full-time Equivalency	5.00	4.35	4.35	4.35	4.35	0.0%
Part-time Equivalency	-	-	-	-	-	-
Inspections						
Expenditures						
Personnel	1,968,510	1,723,647	1,709,712	1,380,291	1,379,571	-20.0%
Operating	260,160	172,168	172,168	191,298	176,318	2.4%
Capital	-	-	-	-	-	-
Other	77,912	234,022	78,149	77,437	77,437	-66.9%
Total	2,306,582	2,129,837	1,960,029	1,649,026	1,633,326	-23.3%
Revenues	(3,647,542)	(2,654,000)	(1,320,830)	(824,500)	(824,500)	-68.9%
Net County Cost	(1,340,960)	(524,163)	639,199	824,526	808,826	-254.3%
Positions						
Full-time Equivalency	28.00	21.00	17.00	17.00	17.00	-19.0%
Part-time Equivalency	0.47	0.62	-	-	-	-100.0%
Public Safety Outside Agency: Medical Examiner						
Expenditures						
Personnel	-	-	-	-	-	-
Operating	40,950	60,000	60,000	40,000	40,000	-33.3%
Capital	-	-	-	-	-	-
Other	-	(20,000)	-	-	-	-100.0%
Total	40,950	40,000	60,000	40,000	40,000	0.0%
Revenues	-	-	-	-	-	-
Net County Cost	40,950	40,000	60,000	40,000	40,000	0.0%
Positions						
Full-time Equivalency	-	-	-	-	-	-
Part-time Equivalency	-	-	-	-	-	-
Public Safety Outside Agency: Emergency Medical Services						
Expenditures						
Personnel	-	-	-	-	-	-
Operating	-	-	-	-	-	-
Capital	-	-	-	-	-	-
Other	3,559,102	3,554,321	3,554,321	3,376,606	3,376,606	-5.0%
Total	3,559,102	3,554,321	3,554,321	3,376,606	3,376,606	-5.0%
Revenues	(190,486)	(100,000)	(200,000)	(200,000)	(200,000)	100.0%
Net County Cost	3,368,616	3,454,321	3,354,321	3,176,606	3,176,606	-8.0%
Positions						
Full-time Equivalency	-	-	-	-	-	-
Part-time Equivalency	-	-	-	-	-	-

Department and Agency Summaries

General Fund

	FY 07-08	FY 08-09		FY 09-10		% Inc.
	Actual	Current	Estimate	Request	Recomm.	/ Dec.
Public Safety Outside Agency: Other Miscellaneous Outside Agencies						
Expenditures						
Personnel	-	-	-	-	-	-
Operating	-	-	-	-	-	-
Capital	-	-	-	-	-	-
Other	-	990	990	1,000	1,000	1.0%
Total	-	990	990	1,000	1,000	1.0%
Revenues	-	-	-	-	-	-
Net County Cost	-	990	990	1,000	1,000	1.0%
Positions						
Full-time Equivalency	-	-	-	-	-	-
Part-time Equivalency	-	-	-	-	-	-
Public Safety Outside Agency: Juvenile Detention						
Expenditures						
Personnel	-	-	-	-	-	-
Operating	21,009	23,628	23,628	22,725	22,725	-3.8%
Capital	-	-	-	-	-	-
Other	94,908	105,797	70,621	100,000	100,000	-5.5%
Total	115,917	129,425	94,249	122,725	122,725	-5.2%
Revenues	-	-	-	-	-	-
Net County Cost	115,917	129,425	94,249	122,725	122,725	-5.2%
Positions						
Full-time Equivalency	-	-	-	-	-	-
Part-time Equivalency	-	-	-	-	-	-
Public Safety Outside Agency: American Red Cross						
Expenditures						
Personnel	-	-	-	-	-	-
Operating	-	-	-	-	-	-
Capital	-	-	-	-	-	-
Other	5,000	5,000	5,000	50,000	4,500	-10.0%
Total	5,000	5,000	5,000	50,000	4,500	-10.0%
Revenues	-	-	-	-	-	-
Net County Cost	5,000	5,000	5,000	50,000	4,500	-10.0%
Positions						
Full-time Equivalency	-	-	-	-	-	-
Part-time Equivalency	-	-	-	-	-	-
Planning						
Expenditures						
Personnel	399,247	416,984	408,691	370,142	370,142	-11.2%
Operating	161,680	132,016	132,017	131,530	131,530	-0.4%
Capital	-	-	-	-	-	-
Other	16,509	128,106	11,788	12,238	12,238	-90.4%
Total	577,436	677,106	552,496	513,910	513,910	-24.1%
Revenues	(6,966)	(8,000)	(2,000)	(3,000)	(3,000)	-62.5%
Net County Cost	570,470	669,106	550,496	510,910	510,910	-23.6%
Positions						
Full-time Equivalency	6.00	6.00	4.00	4.00	4.00	-33.3%
Part-time Equivalency	-	-	-	-	-	-

General Fund

Department and Agency Summaries

	FY 07-08	FY 08-09		FY 09-10		% Inc. / Dec.
	Actual	Current	Estimate	Request	Recomm.	
Economic Development						
Expenditures						
Personnel	5,314	6,324	6,324	6,918	6,918	9.4%
Operating	5,201	5,102	5,102	2,000	2,000	-60.8%
Capital	-	-	-	-	-	-
Other	513,940	1,248,440	970,591	1,659,469	1,594,669	27.7%
Total	524,455	1,259,866	982,017	1,668,387	1,603,587	27.3%
Revenues	-	-	-	-	-	-
Net County Cost	524,455	1,259,866	982,017	1,668,387	1,603,587	27.3%
Positions						
Full-time Equivalency	-	-	-	-	-	-
Part-time Equivalency	-	-	-	-	-	-
Cooperative Extension						
Expenditures						
Personnel	147,482	156,037	154,862	103,104	103,104	-33.9%
Operating	424,462	345,021	345,022	423,673	416,397	20.7%
Capital	-	-	-	-	-	-
Other	552,371	748,643	543,770	566,077	566,077	-24.4%
Total	1,124,315	1,249,701	1,043,654	1,092,854	1,085,578	-13.1%
Revenues	(123,579)	(131,728)	(152,482)	(129,000)	(129,000)	-2.1%
Net County Cost	1,000,736	1,117,973	891,172	963,854	956,578	-14.4%
Positions						
Full-time Equivalency	12.00	12.00	11.00	11.00	11.00	-8.3%
Part-time Equivalency	0.48	0.48	-	-	-	-100.0%
Soil Conservation						
Expenditures						
Personnel	67,412	71,092	70,579	72,682	72,682	2.2%
Operating	6,067	2,862	2,861	5,189	5,189	81.3%
Capital	-	-	-	-	-	-
Other	-	3,315	-	-	-	-100.0%
Total	73,479	77,269	73,440	77,871	77,871	0.8%
Revenues	(25,413)	(25,835)	(25,835)	(25,835)	(25,835)	0.0%
Net County Cost	48,066	51,434	47,605	52,036	52,036	1.2%
Positions						
Full-time Equivalency	1.00	1.00	1.00	1.00	1.00	0.0%
Part-time Equivalency	-	-	-	-	-	-
Economic Development Outside Agency: Forest Management						
Expenditures						
Personnel	-	-	-	-	-	-
Operating	-	-	-	-	-	-
Capital	-	-	-	-	-	-
Other	55,028	58,725	58,725	68,248	68,248	16.2%
Total	55,028	58,725	58,725	68,248	68,248	16.2%
Revenues	-	-	-	-	-	-
Net County Cost	55,028	58,725	58,725	68,248	68,248	16.2%
Positions						
Full-time Equivalency	-	-	-	-	-	-
Part-time Equivalency	-	-	-	-	-	-

Department and Agency Summaries

General Fund

	FY 07-08	FY 08-09		FY 09-10		% Inc. / Dec.
	Actual	Current	Estimate	Request	Recomm.	
Economic Development Outside Agency: New Ventures						
Expenditures						
Personnel	-	-	-	-	-	-
Operating	-	-	-	-	-	-
Capital	-	-	-	-	-	-
Other	10,000	10,000	10,000	25,000	9,000	-10.0%
Total	10,000	10,000	10,000	25,000	9,000	-10.0%
Revenues	-	-	-	-	-	-
Net County Cost	10,000	10,000	10,000	25,000	9,000	-10.0%
Positions						
Full-time Equivalency	-	-	-	-	-	-
Part-time Equivalency	-	-	-	-	-	-
Public Health						
Expenditures						
Personnel	6,221,249	6,953,396	6,327,383	6,595,673	6,591,539	-5.2%
Operating	1,631,399	1,581,911	1,581,911	1,521,367	1,473,988	-6.8%
Capital	30,987	-	-	-	-	-
Other	2,884	547,402	1,918	467	467	-99.9%
Total	7,886,519	9,082,709	7,911,212	8,117,507	8,065,994	-11.2%
Revenues	(4,413,278)	(4,374,675)	(4,294,233)	(4,174,746)	(4,174,746)	-4.6%
Net County Cost	3,473,241	4,708,034	3,616,979	3,942,761	3,891,248	-17.3%
Positions						
Full-time Equivalency	103.10	106.10	100.10	100.10	100.10	-5.7%
Part-time Equivalency	1.64	1.64	1.64	1.64	1.64	0.0%
Social Services						
Expenditures						
Personnel	10,493,448	10,980,921	10,772,680	11,480,110	11,480,110	4.5%
Operating	11,928,182	12,743,246	12,743,246	13,345,680	13,343,228	4.7%
Capital	-	-	-	-	-	-
Other	5,202,713	4,776,604	3,197,996	1,184,373	1,184,373	-75.2%
Total	27,624,343	28,500,771	26,713,922	26,010,163	26,007,711	-8.7%
Revenues	(15,388,537)	(16,458,992)	(16,229,970)	(17,052,300)	(17,052,460)	3.6%
Net County Cost	12,235,806	12,041,779	10,483,952	8,957,863	8,955,251	-25.6%
Positions						
Full-time Equivalency	193.20	198.20	195.45	195.45	195.45	-1.4%
Part-time Equivalency	6.50	7.01	4.99	4.99	4.99	-28.8%
Transportation and Nutrition Services						
Expenditures						
Personnel	1,028,383	1,079,467	1,070,442	1,004,297	1,004,297	-7.0%
Operating	662,602	680,468	680,468	607,800	607,800	-10.7%
Capital	190,511	105,038	105,038	47,400	47,400	-54.9%
Other	(335,431)	(290,798)	(348,794)	(353,521)	(353,521)	21.6%
Total	1,546,065	1,574,175	1,507,154	1,305,976	1,305,976	-17.0%
Revenues	(1,003,812)	(800,619)	(914,238)	(742,423)	(742,423)	-7.3%
Net County Cost	542,253	773,556	592,916	563,553	563,553	-27.1%
Positions						
Full-time Equivalency	19.75	19.75	17.25	17.25	17.25	-12.7%
Part-time Equivalency	11.26	11.36	12.70	12.70	12.70	11.8%

General Fund

Department and Agency Summaries

	FY 07-08	FY 08-09		FY 09-10		% Inc. / Dec.
	Actual	Current	Estimate	Request	Recomm.	
Veterans' Services						
Expenditures						
Personnel	162,357	186,513	185,166	186,671	186,671	0.1%
Operating	62,635	56,777	56,777	57,770	57,770	1.7%
Capital	-	-	-	-	-	-
Other	-	51,348	40,000	40,000	36,000	-29.9%
Total	224,992	294,638	281,943	284,441	280,441	-4.8%
Revenues	(2,000)	(2,000)	(2,000)	(2,000)	(2,000)	0.0%
Net County Cost	222,992	292,638	279,943	282,441	278,441	-4.9%
Positions						
Full-time Equivalency	3.00	3.00	3.00	3.00	3.00	0.0%
Part-time Equivalency	-	-	-	-	-	-

Human Services Outside Agency: Mental Health

Expenditures						
Personnel	-	-	-	-	-	-
Operating	168,095	181,850	181,850	180,019	180,019	-1.0%
Capital	-	-	-	-	-	-
Other	539,554	692,991	421,000	654,233	654,233	-5.6%
Total	707,649	874,841	602,850	834,252	834,252	-4.6%
Revenues	(371,834)	(125,560)	(120,904)	(123,604)	(123,604)	-1.6%
Net County Cost	335,815	749,281	481,946	710,648	710,648	-5.2%
Positions						
Full-time Equivalency	-	-	-	-	-	-
Part-time Equivalency	-	-	-	-	-	-

Human Services Outside Agency: Other Miscellaneous Outside Agencies

Expenditures						
Personnel	-	-	-	-	-	-
Operating	-	-	-	-	-	-
Capital	-	-	-	-	-	-
Other	1,000	2,387	1,000	2,175	2,175	-8.9%
Total	1,000	2,387	1,000	2,175	2,175	-8.9%
Revenues	-	-	-	-	-	-
Net County Cost	1,000	2,387	1,000	2,175	2,175	-8.9%
Positions						
Full-time Equivalency	-	-	-	-	-	-
Part-time Equivalency	-	-	-	-	-	-

Human Services Outside Agency: Health Quest

Expenditures						
Personnel	-	-	-	-	-	-
Operating	-	-	-	-	-	-
Capital	-	-	-	-	-	-
Other	100,000	25,000	25,000	50,000	22,500	-10.0%
Total	100,000	25,000	25,000	50,000	22,500	-10.0%
Revenues	-	-	-	-	-	-
Net County Cost	100,000	25,000	25,000	50,000	22,500	-10.0%
Positions						
Full-time Equivalency	-	-	-	-	-	-
Part-time Equivalency	-	-	-	-	-	-

Department and Agency Summaries

General Fund

	FY 07-08	FY 08-09		FY 09-10		% Inc. / Dec.
	Actual	Current	Estimate	Request	Recomm.	
Human Services Outside Agency: United Family Services						
Expenditures						
Personnel	-	-	-	-	-	-
Operating	-	-	-	-	-	-
Capital	-	-	-	-	-	-
Other	-	50,000	25,000	22,500	22,500	-55.0%
Total	-	50,000	25,000	22,500	22,500	-55.0%
Revenues	-	-	-	-	-	-
Net County Cost	-	50,000	25,000	22,500	22,500	-55.0%
Positions						
Full-time Equivalency	-	-	-	-	-	-
Part-time Equivalency	-	-	-	-	-	-

Human Services Outside Agency: Community Health Services of Union County

Expenditures						
Personnel	-	-	-	-	-	-
Operating	-	-	-	-	-	-
Capital	-	-	-	-	-	-
Other	-	-	-	25,000	-	-
Total	-	-	-	25,000	-	-
Revenues	-	-	-	-	-	-
Net County Cost	-	-	-	25,000	-	-
Positions						
Full-time Equivalency	-	-	-	-	-	-
Part-time Equivalency	-	-	-	-	-	-

Human Services Outside Agency: Charlotte Area Transportation Services (CATS)

Expenditures						
Personnel	-	-	-	-	-	-
Operating	-	-	-	-	-	-
Capital	-	-	-	-	-	-
Other	70,712	112,613	106,512	98,859	98,859	-12.2%
Total	70,712	112,613	106,512	98,859	98,859	-12.2%
Revenues	-	-	-	-	-	-
Net County Cost	70,712	112,613	106,512	98,859	98,859	-12.2%
Positions						
Full-time Equivalency	-	-	-	-	-	-
Part-time Equivalency	-	-	-	-	-	-

Human Services Outside Agency: Juvenile Justice Delinquency Prevention Programs

Expenditures						
Personnel	-	-	-	-	-	-
Operating	7,891	15,500	15,500	7,900	7,900	-49.0%
Capital	-	-	-	-	-	-
Other	270,779	294,504	250,960	239,538	239,538	-18.7%
Total	278,670	310,004	266,460	247,438	247,438	-20.2%
Revenues	(278,632)	(310,004)	(266,460)	(247,438)	(247,438)	-20.2%
Net County Cost	38	-	-	-	-	-
Positions						
Full-time Equivalency	-	-	-	-	-	-
Part-time Equivalency	-	-	-	-	-	-

General Fund

Department and Agency Summaries

	<u>FY 07-08</u>	<u>FY 08-09</u>		<u>FY 09-10</u>		<u>% Inc. / Dec.</u>
	<u>Actual</u>	<u>Current</u>	<u>Estimate</u>	<u>Request</u>	<u>Recomm.</u>	
Human Services Outside Agency: Disproportionate Minority Contract Program (DMC)						
Expenditures						
Personnel	-	-	-	-	-	-
Operating	60,457	-	-	-	-	-
Capital	-	-	-	-	-	-
Other	-	6,551	-	-	-	-100.0%
Total	60,457	6,551	-	-	-	-100.0%
Revenues	(59,737)	(6,552)	-	-	-	-100.0%
Net County Cost	720	(1)	-	-	-	-100.0%
Positions						
Full-time Equivalency	-	-	-	-	-	-
Part-time Equivalency	-	-	-	-	-	-

Human Services Outside Agency: Turning Point

Expenditures						
Personnel	-	-	-	-	-	-
Operating	-	-	-	-	-	-
Capital	-	-	-	-	-	-
Other	25,000	25,000	25,000	25,000	22,500	-10.0%
Total	25,000	25,000	25,000	25,000	22,500	-10.0%
Revenues	-	-	-	-	-	-
Net County Cost	25,000	25,000	25,000	25,000	22,500	-10.0%
Positions						
Full-time Equivalency	-	-	-	-	-	-
Part-time Equivalency	-	-	-	-	-	-

Human Services Outside Agency: Union Diversified Industries

Expenditures						
Personnel	-	-	-	-	-	-
Operating	-	-	-	-	-	-
Capital	-	-	-	-	-	-
Other	28,500	28,500	28,500	28,500	25,650	-10.0%
Total	28,500	28,500	28,500	28,500	25,650	-10.0%
Revenues	-	-	-	-	-	-
Net County Cost	28,500	28,500	28,500	28,500	25,650	-10.0%
Positions						
Full-time Equivalency	-	-	-	-	-	-
Part-time Equivalency	-	-	-	-	-	-

Human Services Outside Agency: Community Shelter

Expenditures						
Personnel	-	-	-	-	-	-
Operating	-	-	-	-	-	-
Capital	-	-	-	-	-	-
Other	15,625	12,500	12,500	12,500	11,250	-10.0%
Total	15,625	12,500	12,500	12,500	11,250	-10.0%
Revenues	-	-	-	-	-	-
Net County Cost	15,625	12,500	12,500	12,500	11,250	-10.0%
Positions						
Full-time Equivalency	-	-	-	-	-	-
Part-time Equivalency	-	-	-	-	-	-

Department and Agency Summaries

General Fund

	FY 07-08	FY 08-09		FY 09-10		% Inc. / Dec.
	Actual	Current	Estimate	Request	Recomm.	
Human Services Outside Agency: Community Action						
Expenditures						
Personnel	-	-	-	-	-	-
Operating	-	-	-	-	-	-
Capital	-	-	-	-	-	-
Other	76,338	76,338	76,338	68,704	68,704	-10.0%
Total	76,338	76,338	76,338	68,704	68,704	-10.0%
Revenues	-	-	-	-	-	-
Net County Cost	76,338	76,338	76,338	68,704	68,704	-10.0%
Positions						
Full-time Equivalency	-	-	-	-	-	-
Part-time Equivalency	-	-	-	-	-	-
Human Services Outside Agency: Council on Aging						
Expenditures						
Personnel	-	-	-	-	-	-
Operating	-	-	-	-	-	-
Capital	-	-	-	-	-	-
Other	302,243	302,244	302,244	302,244	298,994	-1.1%
Total	302,243	302,244	302,244	302,244	298,994	-1.1%
Revenues	(269,743)	(269,744)	(269,744)	(269,744)	(269,744)	0.0%
Net County Cost	32,500	32,500	32,500	32,500	29,250	-10.0%
Positions						
Full-time Equivalency	-	-	-	-	-	-
Part-time Equivalency	-	-	-	-	-	-
Human Services Outside Agency: CMC - Union						
Expenditures						
Personnel	-	-	-	-	-	-
Operating	-	-	-	-	-	-
Capital	-	-	-	-	-	-
Other	22,913	75,000	35,000	35,000	35,000	-53.3%
Total	22,913	75,000	35,000	35,000	35,000	-53.3%
Revenues	(2,429,732)	(2,750,000)	(1,400,000)	(1,400,000)	(1,400,000)	-49.1%
Net County Cost	(2,406,819)	(2,675,000)	(1,365,000)	(1,365,000)	(1,365,000)	-49.0%
Positions						
Full-time Equivalency	-	-	-	-	-	-
Part-time Equivalency	-	-	-	-	-	-
Human Services Outside Agency: Criminal Justice Partnership						
Expenditures						
Personnel	-	-	-	-	-	-
Operating	-	-	-	-	-	-
Capital	-	-	-	-	-	-
Other	119,302	125,407	125,407	125,407	125,407	0.0%
Total	119,302	125,407	125,407	125,407	125,407	0.0%
Revenues	(119,302)	(125,407)	(125,407)	(125,407)	(125,407)	0.0%
Net County Cost	-	-	-	-	-	-
Positions						
Full-time Equivalency	-	-	-	-	-	-
Part-time Equivalency	-	-	-	-	-	-

General Fund

Department and Agency Summaries

	FY 07-08	FY 08-09		FY 09-10		% Inc. / Dec.
	Actual	Current	Estimate	Request	Recomm.	
Union County Schools						
Expenditures						
Current Expense	70,864,000	77,296,271	77,296,271	83,848,324	83,848,324	8.5%
Capital Outlay	11,000,000	9,800,000	5,871,958	-	-	-100.0%
Occupancy Costs	212,649	426,092	213,507	175,065	175,065	-58.9%
Debt Service	39,894,086	47,006,055	46,503,922	49,488,752	49,488,752	5.3%
Total	121,970,735	134,528,418	129,885,658	133,512,141	133,512,141	-0.8%
Revenues						
ADM / Lottery	(4,813,403)	(7,033,245)	(5,269,286)	(6,578,976)	(6,578,976)	-6.5%
Debt Service Reserve	(3,278,862)	-	-	-	-	-
Debt Proceeds Interest	(4,333,188)	(809,815)	(265,000)	-	-	-100.0%
Total	(12,425,453)	(7,843,060)	(5,534,286)	(6,578,976)	(6,578,976)	-16.1%
Net County Cost	109,545,282	126,685,358	124,351,372	126,933,165	126,933,165	0.2%

Education Outside Agency: Community College (Debt Service)

Expenditures						
Personnel	-	-	-	-	-	-
Operating	-	-	-	-	-	-
Capital	-	-	-	-	-	-
Other	353,586	356,074	354,659	351,604	351,604	-1.3%
Total	353,586	356,074	354,659	351,604	351,604	-1.3%
Revenues	-	-	-	-	-	-
Net County Cost	353,586	356,074	354,659	351,604	351,604	-1.3%

Positions						
Full-time Equivalency	-	-	-	-	-	-
Part-time Equivalency	-	-	-	-	-	-

Education Outside Agency: Community College (Operating)

Expenditures						
Personnel	-	-	-	-	-	-
Operating	-	-	-	-	-	-
Capital	-	-	-	-	-	-
Other	1,136,550	1,200,000	1,164,000	1,100,000	1,100,000	-8.3%
Total	1,136,550	1,200,000	1,164,000	1,100,000	1,100,000	-8.3%
Revenues	-	-	-	-	-	-
Net County Cost	1,136,550	1,200,000	1,164,000	1,100,000	1,100,000	-8.3%

Positions						
Full-time Equivalency	-	-	-	-	-	-
Part-time Equivalency	-	-	-	-	-	-

Education Outside Agency: Literacy Council

Expenditures						
Personnel	-	-	-	-	-	-
Operating	-	-	-	-	-	-
Capital	-	-	-	-	-	-
Other	2,500	2,500	2,500	2,250	2,250	-10.0%
Total	2,500	2,500	2,500	2,250	2,250	-10.0%
Revenues	-	-	-	-	-	-
Net County Cost	2,500	2,500	2,500	2,250	2,250	-10.0%

Positions						
Full-time Equivalency	-	-	-	-	-	-
Part-time Equivalency	-	-	-	-	-	-

Department and Agency Summaries

General Fund

	FY 07-08	FY 08-09		FY 09-10		% Inc. / Dec.
	Actual	Current	Estimate	Request	Recomm.	
Library						
Expenditures						
Personnel	3,116,313	3,087,285	3,062,095	2,770,247	2,770,247	-10.3%
Operating	1,484,967	1,168,764	1,168,764	1,139,283	1,139,282	-2.5%
Capital	5,181	7,138	7,138	-	-	-100.0%
Other	217,359	780,403	218,786	216,036	216,036	-72.3%
Total	4,823,820	5,043,590	4,456,783	4,125,566	4,125,565	-18.2%
Revenues	(469,417)	(445,195)	(450,252)	(363,238)	(370,910)	-16.7%
Net County Cost	4,354,403	4,598,395	4,006,531	3,762,328	3,754,655	-18.3%
Positions						
Full-time Equivalency	54.10	54.10	46.10	45.10	45.10	-16.6%
Part-time Equivalency	11.85	12.53	9.55	9.17	9.17	-26.8%
Parks and Recreation						
Expenditures						
Personnel	1,008,224	1,157,982	1,106,641	1,143,979	1,141,830	-1.4%
Operating	439,874	393,877	393,877	364,938	364,938	-7.3%
Capital	162,416	220,946	220,946	-	-	-100.0%
Other	205,035	1,096,444	569,797	241,762	174,262	-84.1%
Total	1,815,549	2,869,249	2,291,261	1,750,679	1,681,030	-41.4%
Revenues	(605,305)	(600,460)	(601,613)	(591,121)	(591,121)	-1.6%
Net County Cost	1,210,244	2,268,789	1,689,648	1,159,558	1,089,909	-52.0%
Positions						
Full-time Equivalency	18.00	20.00	17.00	17.00	17.00	-15.0%
Part-time Equivalency	9.90	9.70	9.90	9.90	9.90	2.1%
Cultural and Recreational Outside Agency: Arts Council						
Expenditures						
Personnel	-	-	-	-	-	-
Operating	-	-	-	-	-	-
Capital	-	-	-	-	-	-
Other	55,000	55,000	55,000	49,500	49,500	-10.0%
Total	55,000	55,000	55,000	49,500	49,500	-10.0%
Revenues	-	-	-	-	-	-
Net County Cost	55,000	55,000	55,000	49,500	49,500	-10.0%
Positions						
Full-time Equivalency	-	-	-	-	-	-
Part-time Equivalency	-	-	-	-	-	-
Cultural and Recreational Outside Agency: Historical Properties						
Expenditures						
Personnel	-	-	-	-	-	-
Operating	12,997	13,773	13,773	12,208	12,208	-11.4%
Capital	-	-	-	-	-	-
Other	11,500	112,298	9,000	14,000	8,100	-92.8%
Total	24,497	126,071	22,773	26,208	20,308	-83.9%
Revenues	(654)	-	-	-	-	-
Net County Cost	23,843	126,071	22,773	26,208	20,308	-83.9%
Positions						
Full-time Equivalency	-	-	-	-	-	-
Part-time Equivalency	-	-	-	-	-	-

General Fund

Department and Agency Summaries

	<u>FY 07-08</u>	<u>FY 08-09</u>		<u>FY 09-10</u>		<u>% Inc.</u>
	<u>Actual</u>	<u>Current</u>	<u>Estimate</u>	<u>Request</u>	<u>Recomm.</u>	<u>/ Dec.</u>
Cultural and Recreational Outside Agency: Andrew Jackson Historical Foundation						
Expenditures						
Personnel	-	-	-	-	-	-
Operating	-	-	-	-	-	-
Capital	-	-	-	-	-	-
Other	55,000	5,000	5,000	5,000	4,500	-10.0%
Total	<u>55,000</u>	<u>5,000</u>	<u>5,000</u>	<u>5,000</u>	<u>4,500</u>	<u>-10.0%</u>
Revenues	-	-	-	-	-	-
Net County Cost	<u>55,000</u>	<u>5,000</u>	<u>5,000</u>	<u>5,000</u>	<u>4,500</u>	<u>-10.0%</u>
Positions						
Full-time Equivalency	-	-	-	-	-	-
Part-time Equivalency	-	-	-	-	-	-
General Fund Nondepartmental						
Expenditures						
Personnel	-	75,518	-	150,000	150,000	98.6%
Operating	-	-	-	88,000	88,000	-
Capital	-	-	-	-	-	-
Other	-	248,072	-	500,000	803,511	223.9%
Total	<u>-</u>	<u>323,590</u>	<u>-</u>	<u>738,000</u>	<u>1,041,511</u>	<u>221.9%</u>
Revenues	-	-	-	-	-	-
Net County Cost	<u>-</u>	<u>323,590</u>	<u>-</u>	<u>738,000</u>	<u>1,041,511</u>	<u>221.9%</u>
Positions						
Full-time Equivalency	-	-	-	-	-	-
Part-time Equivalency	-	-	-	-	-	-

Budget Overview

Other Annual Operating Funds

	FY 07-08	FY 08-09		FY 09-10		% Inc. / Dec.
	Actual	Current	Estimate	Request	Recomm.	
Emergency Telephone System Fund						
Expenditures						
Personnel	255,442	66,123	66,123	63,727	63,727	-3.6%
Operating	356,685	519,567	519,567	554,404	554,404	6.7%
Capital	1,760,216	80,770	80,770	561,173	561,173	594.8%
Other	1,395,870	688,604	-	65,161	65,161	-90.5%
Total	3,768,213	1,355,064	666,460	1,244,465	1,244,465	-8.2%
Revenues	(1,397,776)	(1,355,064)	(1,244,465)	(1,244,465)	(1,244,465)	-8.2%
Net Rev./(Expenditure)	2,370,437	-	(578,005)	-	-	-
Positions						
Full-time Equivalency	4.00	1.15	1.15	1.15	1.15	0.0%
Part-time Equivalency	-	-	-	-	-	-
Water and Sewer Operating Fund						
Expenditures						
Personnel	5,656,838	5,897,637	5,546,390	5,763,699	5,763,699	-2.3%
Operating	9,059,925	9,547,620	8,833,166	9,015,383	9,015,383	-5.6%
Capital	617,810	475,033	563,915	262,000	262,000	-44.8%
Other	7,331,106	11,165,165	7,795,253	7,783,946	7,783,946	-30.3%
Total	22,665,679	27,085,455	22,738,724	22,825,028	22,825,028	-15.7%
Revenues	(37,617,319)	(34,516,302)	(28,293,862)	(26,395,520)	(26,395,520)	-23.5%
IFT To W&S CPO	14,500,638	7,700,000	6,359,282	2,207,576	2,207,576	-
Fund Balance (Appr.)/Contr.	-	(269,153)	-	1,362,916	1,362,916	-606.4%
Net Rev./(Expenditure)	(451,002)	-	804,144	-	-	-
Positions						
Full-time Equivalency	106.20	108.15	93.50	93.50	93.50	-13.5%
Part-time Equivalency	3.70	3.93	0.71	0.71	0.71	-81.9%
Solid Waste Operating Fund						
Expenditures						
Personnel	924,909	962,299	909,821	1,002,486	1,002,486	4.2%
Operating	3,367,566	3,784,790	3,604,790	3,602,078	3,602,078	-4.8%
Capital	194,808	47,361	47,361	250,000	250,000	427.9%
Other	-	105,107	-	-	-	-100.0%
Total	4,487,283	4,899,557	4,561,972	4,854,564	4,854,564	-0.9%
Revenues	(4,411,067)	(4,880,514)	(4,773,266)	(4,732,040)	(4,732,040)	-3.0%
IFT To / (From) Reserve	2,221,046	-	151,563	(137,516)	(137,516)	-
Fund Balance (Appr.)/Contr.	-	(19,043)	-	14,992	14,992	-178.7%
Net Rev./(Expenditure)	2,297,262	-	(59,731)	-	-	-
Positions						
Full-time Equivalency	13.75	15.35	14.10	14.10	14.10	-8.1%
Part-time Equivalency	8.00	8.00	7.69	7.69	7.69	-3.9%
Stormwater Operating Fund						
Expenditures						
Personnel	172,117	207,516	195,198	207,810	207,810	0.1%
Operating	32,046	95,345	25,821	72,081	72,081	-24.4%
Capital	-	-	-	-	-	-
Other	-	5,115	-	-	-	-100.0%
Total	204,163	307,976	221,019	279,891	279,891	-9.1%
Revenues	(163,791)	(285,775)	(193,787)	(284,797)	(284,797)	-0.3%
Fund Balance (Appr.)/Contr.	-	(22,201)	-	4,906	4,906	-122.1%
Net Rev./(Expenditure)	40,372	-	27,232	-	-	-
Positions						
Full-time Equivalency	2.05	2.15	2.05	2.05	2.05	-4.7%
Part-time Equivalency	-	-	-	-	-	-

Water & Sewer Fund

Financial Summary

	FY 2008	FY 2009		FY 2010
	Actual	Current Budget	Estimated	Total
Expenditures				
5000 IFT to W/S CPO	14,500,638	6,359,282	6,359,282	2,207,576
5000 IFT to Stormwater Operating	160,496	193,787	193,787	284,797
5100 Personnel	5,656,838	5,897,637	5,546,390	5,763,699
5200 Materials and Resale	2,861,011	2,927,110	2,927,081	3,159,516
5300 Purchased Services	5,416,912	5,192,562	5,190,962	5,144,925
5400 Insurance & Indirect Cost	782,003	715,983	715,123	710,942
5500 Capital Outlay	617,810	563,915	563,915	262,000
5600 Operating Leases	164,153	164,154	164,154	164,154
5700 Debt Service	7,006,457	7,437,312	7,437,312	7,334,995
5900 Contingency/Non-Departmental	-	5,333,713	-	-
Total Expenditures	37,166,318	34,785,455	29,098,006	25,032,604
Revenues				
Capital Contributions	(112,458)	(100,000)	(280,841)	(250,000)
Water Service Charges	(13,163,433)	(13,187,500)	(12,033,000)	(12,113,000)
Sewer Service Charges	(10,487,111)	(11,102,941)	(10,437,900)	(10,437,900)
Non-Dept Service Charges	(580,251)	(564,000)	(645,000)	(645,000)
Water Tap Fees (Capacity Fees)	(1,501,018)	(1,200,000)	(900,000)	(500,000)
Sewer Tap Fees (Capacity Fees)	(8,106,843)	(6,534,300)	(2,010,000)	(1,010,000)
Investment Income	(3,311,781)	(1,711,311)	(1,904,000)	(1,407,000)
Other	(354,424)	(116,250)	(83,121)	(32,620)
Total Revenues	(37,617,319)	(34,516,302)	(28,293,862)	(26,395,520)
Net Expenditure / (Revenue)	(451,002)	269,153	804,144	(1,362,916)
Fund Balance	-	(269,153)	-	1,362,916
Net Expenditure / (Revenue)	(451,002)	-	804,144	-
Cash and Investments	24,981,763		24,177,619	25,540,535
Working Capital Requirement (12m)	23,639,016		24,177,619	25,540,536
Cash and Investments - Available	1,342,748		0	(0)
Total Personnel	5,656,838	5,897,637	5,546,390	5,763,699
Contributed Capital / Capacity Fees	(9,607,861)	(7,734,300)	(2,910,000)	(1,510,000)
Is Contributed Capital Funded?	-	NO	-	
Working Capital Requirement:				
Personnel & Operating	14,880,917	14,897,446	14,543,710	14,943,236
Depreciation	8,758,099	9,633,909	9,633,909	10,597,300
Total	23,639,016	24,531,355	24,177,619	25,540,536
Debt Service Coverage	1.87	1.60	1.46	1.36
FTE Position Count	109.90	112.08	94.21	94.21
Summary (excluding Contr Cap):				
Revenue	(28,009,458)	(26,782,002)	(25,383,862)	(24,885,520)
Personnel & Operating	14,880,917	14,897,446	14,543,710	14,943,236
Capital	617,810	563,915	563,915	262,000
Debt	7,006,457	7,437,312	7,437,312	7,334,995
Net Operating Margin	(5,504,275)	(3,883,329)	(2,838,925)	(2,345,289)
IFT's	14,661,134	6,553,069	6,553,069	2,492,373
Contingency	-	5,333,713	-	-
Fund Balance Appropriated	-	(269,153)	-	1,362,916
Net Expenditure / (Revenue)	9,156,859	7,734,300	3,714,144	1,510,000

Financial Summary

Solid Waste Fund

	FY 2008	FY 2009		FY 2010
	Actual	Current Budget	Estimated	Total
Expenditures				
Personnel	924,909	962,299	909,821	1,002,486
Operating	3,367,566	3,784,790	3,604,790	3,602,078
Capital	194,808	47,361	47,361	250,000
Contingency	-	105,107	-	-
Total Expenditures	4,487,282	4,899,557	4,561,972	4,854,564
Revenues				
Federal, State, Local, Taxes, Fees	(230,170)	(184,040)	(225,520)	(278,630)
Revenue - Operations	(4,074,440)	(4,546,308)	(4,484,494)	(4,388,410)
Other Revenue	(106,456)	(150,166)	(63,252)	(65,000)
Total Revenues	(4,411,067)	(4,880,514)	(4,773,266)	(4,732,040)
				-
Other Financing Uses (Sources)				
IFT to Solid Waste Reserves	2,221,046		151,563	-
IFT from Solid Waste Reserves	-	-		(137,516)
Total Other Uses (Sources)	2,221,046	-	151,563	(137,516)
Net Expenditure / (Revenue)	2,297,262	19,043	(59,731)	(14,992)
Fund Balance	-	(19,043)	-	14,992
Net Expenditure / (Revenue)	2,297,262	-	(59,731)	-
Cash and Investments	718,760		778,491	793,483
Working Capital Requirement (1/6th)	741,468		778,490	793,483
Cash and Investments - Available	(22,708)		0	0
Total Personnel	924,909	962,299	909,821	1,002,486
Working Capital Requirement:				
Personnel & Operating	4,292,475	4,747,089	4,514,611	4,604,564
Depreciation	156,331	156,331	156,331	156,331
Total	4,448,806	4,903,420	4,670,942	4,760,895
FTE Position Count	21.75	23.35	21.79	21.79
Summary:				
Revenue	(4,411,067)	(4,880,514)	(4,773,266)	(4,732,040)
Personnel & Operating	4,292,475	4,747,089	4,514,611	4,604,564
Capital	194,808	47,361	47,361	250,000
Debt	-	-	-	-
Net Operating Margin	76,216	(86,064)	(211,294)	122,524
IFT Source	-	-	-	(137,516)
IFT Use	2,221,046	-	151,563	-
Contingency	-	105,107	-	-
Fund Balance Appropriated	-	(19,043)	-	14,992
Net Expenditure / (Revenue)	2,297,262	-	(59,731)	-
	-	-	-	-
Solid Waste Capital Reserve				
Total Assets	7,575,192		7,726,755	7,589,239
Total Liabilities	(3,875,976)		(3,953,496)	(4,032,565)
Net Assets	3,699,216		3,773,260	3,556,674
	Audit 6-30-08		Est 6-30-09	Est 6-30-10

Stormwater Fund

Financial Summary

	FY 2008	FY2009		FY 2010
	Actual	Current Budget	Estimated	Total
STORMWATER				
Expenditures				
Personnel	172,117	207,516	195,198	207,810
Operating	32,046	25,821	25,821	72,081
Capital	-	-	-	-
Contingency	-	74,639	-	-
Total Expenditures	204,163	307,976	221,019	279,891
Revenues				
Revenues	(3,295)	-	-	-
IFT's from Water & Sewer Fd	(160,496)	(285,775)	(193,787)	(284,797)
Total Revenues	(163,791)	(285,775)	(193,787)	(284,797)
Net Expenditure / (Revenue)	40,372	22,201	27,232	(4,906)
Fund Balance	-	(22,201)	-	4,906
Net Expenditure / (Revenue)	40,372	-	27,232	-
Cash and Investments	46,024		18,792	23,698
Working Capital Requirement (1/12th)	17,387		18,792	23,698
Cash and Investments - Available	28,637		0	0
Total Personnel	172,117	207,516	195,198	207,810
<u>Working Capital Requirement:</u>				
Personnel & Operating	204,163	233,337	221,019	279,891
Depreciation	4,481	4,481	4,481	4,481
Total	208,644	237,818	225,500	284,372
<u>FTE Position Count</u>	2.05	2.15	2.05	2.05
<u>Summary:</u>				
Revenue	(3,295)	-	-	-
Personnel & Operating	204,163	233,337	221,019	279,891
Capital	-	-	-	-
Debt	-	-	-	-
Net Operating Margin	200,868	233,337	221,019	279,891
IFT Source	(160,496)	(285,775)	(193,787)	(284,797)
IFT Use	-	-	-	-
Contingency	-	74,639	-	-
Fund Balance Appropriated	-	(22,201)	-	4,906
Net Expenditure / (Revenue)	40,372	-	27,232	-
	-	-	-	-

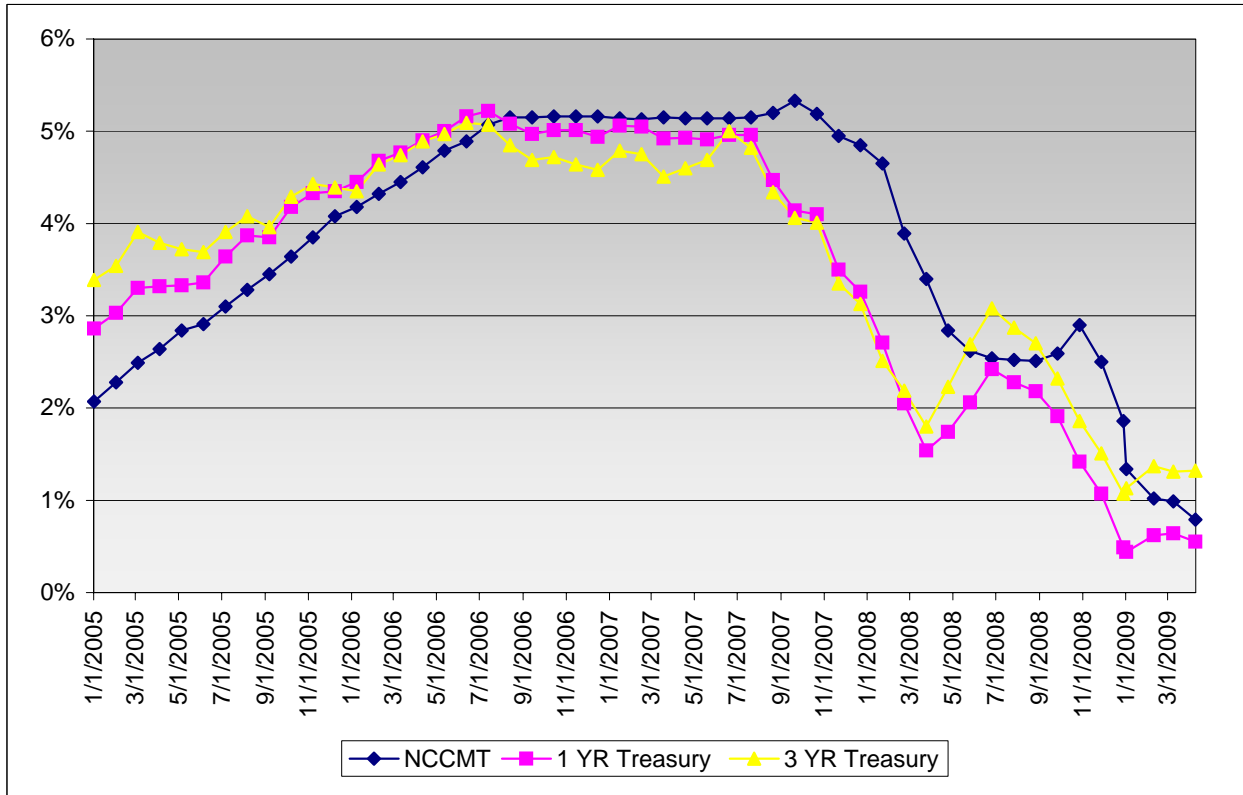
VOLUNTEER FIRE DEPARTMENTS

DEPARTMENTS	*FY08-09*	FUND	*****FY09-10*****						
	FEE/TAX RATE	BALANCE 6/30/09	COUNTY SUBSIDY	FIRE FEE / FIRE TAX	FEE/TAX RATE	OTHER SOURCES	TOTAL BUDGET	SHORT-FALL	RECOMM
ALLENS CROSSRDS	50.00	-	21,600	49,125	50.00	16,825	165,960	78,410	78,410
BAKERS	40.21	-	21,600	285,039	50.00	75,650	425,000	42,711	0
BEAVER LANE	50.00	-	21,600	112,542	50.00	39,100	230,700	57,458	57,458
FAIRVIEW	45.31	-	21,600	80,005	50.00	18,000	133,100	13,495	13,495
GRIFFITH RD	50.00	-	21,600	32,721	50.00	20,986	90,082	14,775	14,775
HEMBY BRIDGE (TAX)	<u>0.0493</u>	-	0	1,096,690	<u>0.0531</u>	55,410	1,152,100	0	0
JACKSON	50.00	-	21,600	60,582	50.00	27,600	126,587	16,805	0
LANES CREEK	50.00	2,100	21,600	52,440	50.00	9,600	122,877	37,137	37,137
NEW SALEM	50.00	-	68,400	115,178	50.00	19,900	291,026	87,548	87,548
PROVIDENCE	50.00	-	21,600	57,344	50.00	259,500	422,650	84,206	0
SANDY RIDGE	50.00	-	21,600	70,911	50.00	20,150	144,000	31,339	31,339
SPRINGS (TAX)	<u>0.0306</u>	11,667	0	335,184	<u>0.0326</u>	32,764	379,615	0	0
STACK RD	50.00	1,000	21,600	61,269	50.00	41,300	142,600	17,431	17,431
STALLINGS (FEE)	50.00	-	0	21,299	50.00	0	21,299	0	0
STALLINGS (TAX)	<u>0.0406</u>	-	0	967,930	<u>0.0471</u>	45,089	1,013,019	(0)	0
UNIONVILLE	43.73	-	37,200	162,454	50.00	60,200	278,855	19,001	0
WAXHAW (TAX)	<u>0.0248</u>	110,000	0	530,790	<u>0.0329</u>	30,665	671,455	0	0
WESLEY CHAP. (TAX)	<u>0.0191</u>	-	0	1,262,377	<u>0.0241</u>	85,654	1,348,031	0	0
WINGATE	50.00	-	21,600	83,388	50.00	31,020	262,021	126,013	126,013
Total Expenditures		124,767	343,200	5,437,267		889,414	7,420,977	626,329	463,606
Net County Cost	N/A	N/A	343,200	N/A	N/A	N/A	343,200	626,329	343,200

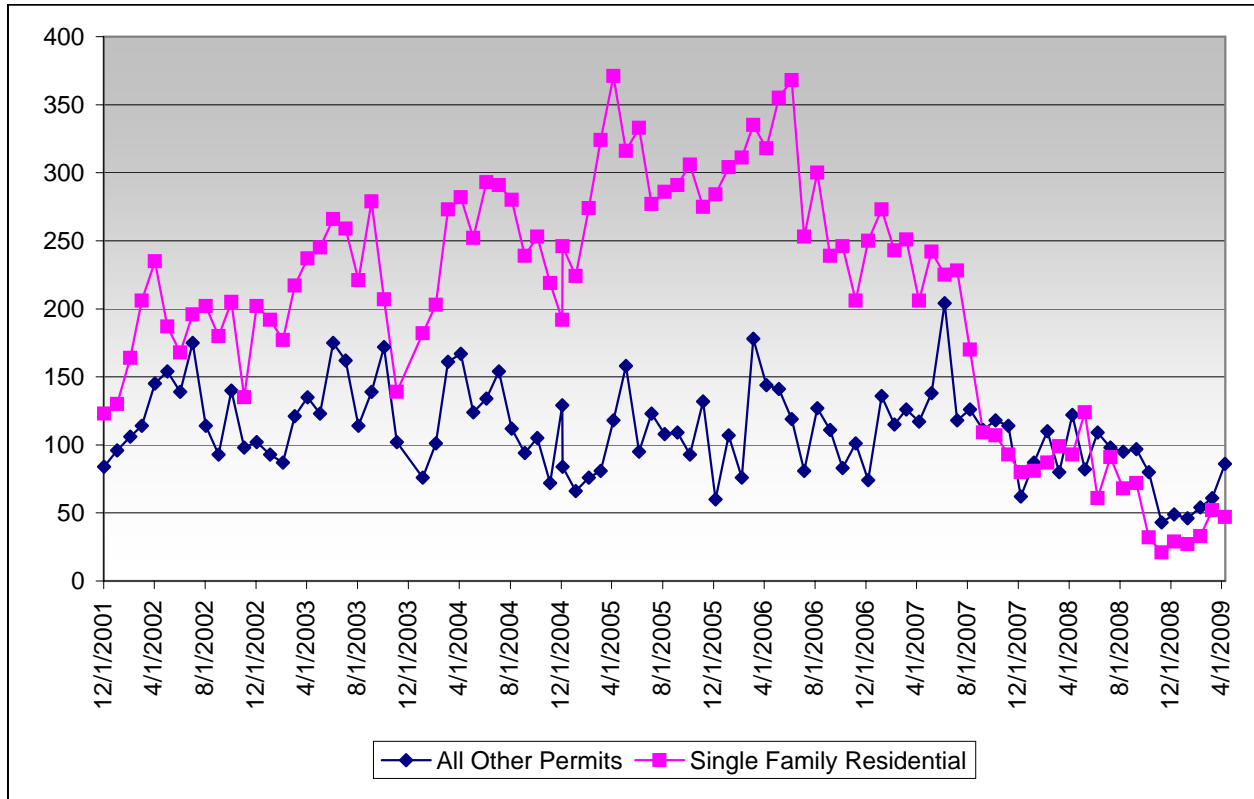
Sales Tax Allocations:
 HEMBY BRIDGE (TAX)
 SPRINGS (TAX)
 STALLINGS (TAX)
 WAXHAW (TAX)
 WESLEY CHAP. (TAX)

	Grand Total	Pay VFD sales tax	Fund Shortfall
28%	186,151	55,410	130,741
9%	58,672	17,464	41,208
23%	151,477	45,089	106,388
12%	78,832	23,465	55,367
28%	184,956	55,054	129,902
	<u>660,089</u>	<u>196,483</u>	<u>463,606</u>

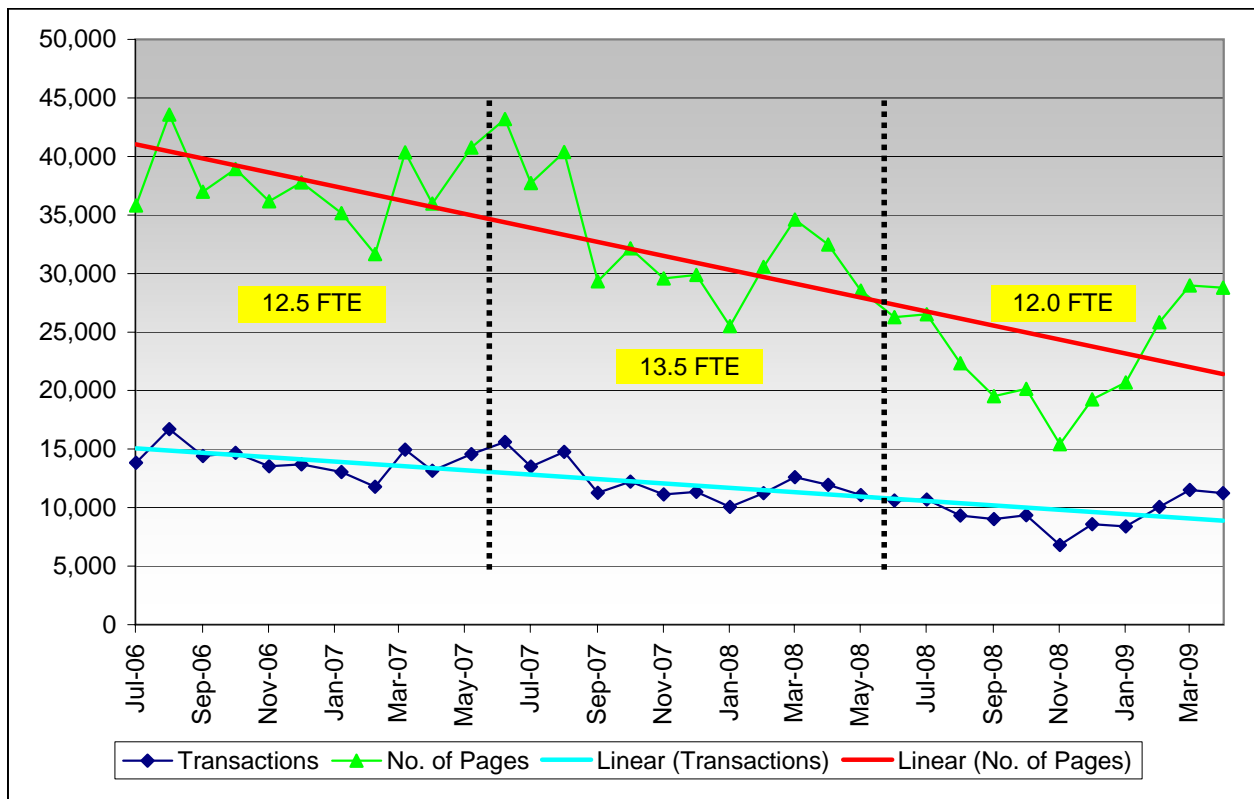
Investment Returns – Interest Rate History




County Inspection Permits



Register of Deeds - Transactions and Pages Processed





Line Item Detail - Table of Contents

Department and Agency Summaries	Dept. No.	Page
General Fund		
Nondepartmental Revenues		
Ad Valorem - Current	101	1
Ad Valorem - Current Miscellaneous	101	1
Ad Valorem - Prior	102	1
Ad Valorem - Prior Miscellaneous	102	1
Ad Valorem - Prior Written Off	103	1
Local Option Sales Taxes	230	1
Other Taxes & Licenses	240, 252	1
Intergovernmental - Nondepartmental	251, 261	1
General Government		
Board of Commissioners	401	1
Central Administration	405	2
County Dues and Memberships	406	2
Internal Audit	407	3
Legal	408	3
Personnel	409	4
Finance	413	4
Tax Administration - Assessment	414	5
Tax Administration - Collection	415	5
Court Facilities	416	7
Elections	417	8
Register of Deeds	418	9
Information Technology	421	10
GIS Department	422	10
General Services - Purchasing	424	11
General Services - Garage	425	11
Facilities - Courthouse & Road Signs	426	11
Public Safety		
Law Enforcement	431	18
Communications	432	27
Homeland Security	433	28
Fire Services	434	29
Inspections	435	30
Medical Examiner	436	31
Emergency Medical Services	437	31
Other Miscellaneous Outside Agencies	438	33
Juvenile Detention	439	33
American Red Cross	440	33
Economic & Physical Development		
Planning	491	33
Economic Development	492	34
Cooperative Extension	495	35
Soil Conservation	496	37
Forest Management	497	38
Community Development	498	38
New Ventures Business Development	499	38
Human Services		
Public Health	511	38
Mental Health	520	57
Social Services	531	57
Other Human Services	560	63
Health Quest	564	64
United Family Services	566	64
Community Health Service of Union County	567	64
Charlotte Area Transit System (CATS)	569	64
JCPC - Juvenile Crime Prevention Council	570	64
JCPC - Positive Impact	571	64
Disproportionate Minority	573	65

Line Item Detail - Table of Contents

Department and Agency Summaries	Dept. No.	Page
General Fund (continued)		
Human Services (continued)		
JCPC - Union County Group Homes	575	65
JCPC - Community Support Services	578	65
Turning Point	580	65
Nutrition & Transportation Services	581/587	65
Veterans' Services	582	67
UDI (Sheltered Workshop)	583	68
Community Shelter	584	68
Community Action	585	68
Council on Aging	586	68
Union Regional Medical Center	588	68
Criminal Justice Partnership	589	68
Education		
Schools - Current Expenses	591	68
Schools - Capital Outlay	592	68
Schools - Debt Services	592	68
Community College	597	69
Community College - Operations	598	70
Literacy Council	599	70
Cultural and Recreational		
Library	611	70
Parks and Recreation	613	71
Arts Council	614	75
Historical Properties	615	75
A. Jackson Historical Foundation	619	75
Budgetary		
Contingency	920	76
Nondepartmental	930	76
Fund Balance Appropriated	991	1
Emergency Telephone System Fund		
Emergency Telephone System	432	77
Nondepartmental	930	77
Fund Balance Appropriated	991	77
Proprietary Funds		
Water and Sewer Fund		
Water and Sewer Operations	711	79
Water Debt Service	913	79
Sewer Debt Service	914	79
Water Sewer Debt Service - Revenue Bonds	915	79
Contingency	920	79
Nondepartmental	930	79
Interfund Transfers	980	79
Fund Balance Appropriated	991	79
Solid Waste Fund		
Solid Waste	472	95
Nondepartmental	930	95
Interfund Transfers	980	95
Fund Balance Appropriated	991	95
Stormwater Fund		
Stormwater	491	101
Nondepartmental	930	101
Fund Balance Appropriated	991	101

Union County, NC - FY2010 Budget Worksheet							May 15th, 2009				
Line No.	Dept Code	Dept Org. #	Rev Exp	Obj. Code	Proj. Code	Account Description	FY2008	FY2009		FY2010	
							Actual	Budget Before Cuts	Yr End Estimate	Depart. Request	Manager Recomm.
1	101	10410100	60	4110		AD VALOREM TAXES	(110,503,165)	(136,702,904)	(134,366,000)	(142,751,640)	(142,751,640)
2	101	10410100	60	4111		AD VALOREM TAXES - AUTO	(10,571,031)	(8,882,089)	(10,356,000)	(10,455,700)	(10,455,700)
3	101	10410100	60	4120		AD VALOREM LATE LISTING	-	-	-	-	-
4	101	10410100	60	4130		ANIMAL TAXES	-	-	-	-	-
5	101	10410100	60	4140		AD VALOREM INTEREST	(323,354)	(310,000)	(366,000)	(370,000)	(370,000)
6	101	10410100	60	4141		AD VALOREM INTEREST - AUTO	(52,731)	(51,500)	(55,000)	(55,000)	(55,000)
7	101	10410100	60	4149		AD VALOREM OVERPAYMENTS	23,224	-	-	-	-
8	101	10410100	60	4890		MISC REVENUE-OVERAGE/SHORTAGE	101	-	-	-	-
9							(121,426,956)	(145,946,493)	(145,143,000)	(153,632,340)	(153,632,340)
10	102	10410200	60	4110		AD VALOREM TAXES	(1,417,367)	(1,500,000)	(1,500,000)	(1,600,000)	(1,600,000)
11	102	10410200	60	4111		AD VALOREM TAXES - AUTO	(795,347)	(861,000)	(1,000,000)	(1,100,000)	(1,100,000)
12	102	10410200	60	4120		AD VALOREM LATE LISTING	-	-	-	-	-
13	102	10410200	60	4130		ANIMAL TAXES	(33)	-	-	-	-
14	102	10410200	60	4140		AD VALOREM INTEREST	(204,663)	(208,000)	(205,000)	(210,000)	(210,000)
15	102	10410200	60	4141		AD VALOREM INTEREST - AUTO	(53,604)	(58,100)	(63,000)	(65,000)	(65,000)
16	102	10410200	60	41452		ADVERTISING COST RECOVERY-P	-	-	-	-	-
17	103	10410300	60	4111		AD VALOREM TAXES - AUTO	(43,966)	(50,000)	(36,000)	(40,000)	(40,000)
18							(2,514,979)	(2,677,100)	(2,804,000)	(3,015,000)	(3,015,000)
19	230	10423000	60	4150		LOCAL SALES TAX-1 CENT	(12,882,217)	(13,280,627)	(34,138,294)	(28,810,820)	(28,810,820)
20	230	10423000	60	4151		LOCAL SALES TAX-1/2 CENT (40)	(8,830,996)	(9,311,097)	-	-	-
21	230	10423000	60	4152		LOCAL SALES TAX-1/2 CENT (42)	(8,768,677)	(9,209,573)	-	-	-
22	230	10423000	60	4153		LOCAL SALES TAX-1/2 CENT (44)	(6,822,637)	(5,472,260)	-	-	-
23							(37,304,526)	(37,273,557)	(34,138,294)	(28,810,820)	(28,810,820)
24	240	10424000	60	4160		REAL PROP TRANSFER TAX (ROD)	(1,845,013)	(1,507,300)	(1,131,000)	(805,000)	(805,000)
25	240	10424000	60	4161		CABLE TV FRANCHISE FEE	(526,434)	(508,830)	(557,000)	(557,000)	(557,000)
26	240	10424000	60	4165		GROSS RECEIPTS RENTAL TAX	(64,306)	(66,770)	(62,000)	(54,000)	(54,000)
27	240	10424000	60	4167		GROSS RECEIPTS - HEAVY EQUIP.	-	-	-	-	-
28							(2,435,753)	(2,082,900)	(1,750,000)	(1,416,000)	(1,416,000)
29	251	10425100	60	4220		INTANGIBLE TAXES URIG-SSR	-	-	-	-	-
30	251	10425100	60	4221		FOOD STAMP PURCH TAX URIG-SSR	-	-	-	-	-
31	251	10425100	60	4222		SENIOR CIT TAX EXEMPT URIG-SSR	-	-	-	-	-
32	251	10425100	60	4223		INVENTORY TAX EXEMPT URIG-SSR	-	-	-	-	-
33	251	10425100	60	4231		ABC PROF DISTR-MONROE URIG-SSR	(104,168)	(85,400)	(90,000)	(90,000)	(90,000)
34	251	10425100	60	4232		ABC PROF DISTR-WAXHAW URIG-SSR	(500)	-	-	-	-
35	252	10425200	60	4281		PYMT IN LIEU OF TAXES URIG-LSR	(4,087)	(4,100)	(6,164)	(6,000)	(6,000)
36	261	10426100	60	4250		COURT FACILITIES FEES RIG-SSR	(279,382)	(272,000)	(255,000)	(255,000)	(255,000)
37							(388,137)	(361,500)	(351,164)	(351,000)	(351,000)
38	912	10491200	60	4040		IFT FROM GENERAL CAP PROJ FD	-	(3,948,000)	-	-	-
39							-	(3,948,000)	-	-	-
40	912	10491200	60	4730		INST FING PROCEEDS	-	-	-	-	-
41	912	10491200	60	4780		INTERFUND LOAN PROCEEDS	-	-	-	-	-
42	912	10491200	60	4780	1	INTERFUND LOAN PROCEEDS	-	-	-	-	-
43	912	10491200	60	4781		INTERFUND LOAN INTEREST	-	-	-	-	-
44							-	-	-	-	-
45	930	10493000	60	4810		INVEST EARNINGS	(4,085,021)	(3,095,791)	(2,964,000)	(2,160,000)	(2,160,000)
46	930	10493000	60	4812		INVEST EARNINGS-COPS PROCEEDS	(173)	-	-	-	-
47	930	10493000	60	4813		INVEST ACCRUAL/GAIN/LOSSES	(895,368)	-	-	-	-
48	930	10493000	60	4815		INVEST EARNINGS-REFUNDING	-	-	-	-	-
49	930	10493000	60	4816		INVEST EARNINGS-C2IG	-	-	-	-	-
50							(4,980,562)	(3,095,791)	(2,964,000)	(2,160,000)	(2,160,000)
51	930	10493000	60	4820		MISC REVENUE-SALE OF PROPERTY	(151,564)	(112,000)	(25,000)	(150,000)	(150,000)
52	930	10493000	60	4850		MISC REVENUE-INSURANCE REFUNDS	-	-	-	-	-
53	930	10493000	60	4851		MISC REVENUE-OTHER REFUNDS	(819)	-	(2,370)	-	-
54	930	10493000	60	4860		MISC REVENUE-RENT INCOME	(300)	-	-	-	-
55	930	10493000	60	4892		MISC REVENUE-NSF CHECK FEE	-	-	-	-	-
56	930	10493000	60	4894		MISC REVENUE-OTHER (FR 76&77)	(73,076)	-	-	-	-
57	930	10493000	60	4895		MISC REVENUE-OTHER MISC	(9,947)	-	-	-	-
58	930	10493000	60	4896		MISC REVENUE-TO BE CHARGED BCK	-	-	-	-	-
59	930	10493000	60	4899		MISC REVENUE-TO BE RECODED	(18,931)	-	-	-	-
60							(254,636)	(112,000)	(27,370)	(150,000)	(150,000)
61	991	10499100	60	4991		FUND BALANCE APPROPRIATED	-	(2,450,178)	-	(825,176)	-
62							-	(2,450,178)	-	(825,176)	-
63						Total Non-Department Revenue	(169,305,549)	(197,947,519)	(187,177,828)	(190,360,336)	(189,535,160)
64											
65	401	10540100	51	5128		TRAVEL ALLOWANCE	37,682	37,682	37,682	37,538	37,538
66	401	10540100	51	5170		BOARD MEMBER COMPENSATION	45,287	45,039	45,039	44,974	44,974
67	401	10540100	51	5181		FICA CONTRIBUTIONS	5,510	5,559	5,438	6,312	6,312
68	401	10540100	51	5183		HEALTH INSURANCE	35,071	41,381	41,381	38,880	38,880
69	401	10540100	51	5184		HEALTH INSURANCE - RETIREES	-	-	-	-	-
70	401	10540100	51	51842		HEALTH INSURANCE - OPEB	-	2,013	2,013	4,027	4,027
71	401	10540100	51	5186		WORKERS COMPENSATION	-	-	-	-	-
72	401	10540100	51	5187		DENTAL INSURANCE	1,801	1,922	1,922	2,340	2,340
73	401	10540100	51	5189		OTHER FRINGE BENEFITS	-	-	-	-	-
74	401	10540100	51	5190		LIFE INSURANCE - EMPLOYEES	354	359	359	-	-
75						51 Total	125,704	133,955	133,834	134,071	134,071
76	401	10540100	52	5220		FOOD AND PROVISIONS	10,419	6,000	6,000	6,000	6,000
77	401	10540100	52	5233		PERIODICALS BOOKS & OTHER PUB	-	350	350	350	350
78	401	10540100	52	5260		PRINTING AND OFFICE SUPPLIES	11,257	6,800	6,800	6,800	6,800

Union County, NC - FY2010 Budget Worksheet							May 15th, 2009				
Line	Dept	Dept	Rev	Obj.	Proj.	Account	FY2008	FY2009		FY2010	
No.	Code	Org. #	Exp	Code	Code	Description	Actual	Budget	Yr End	Dept.	Manager
								Before Cuts	Estimate	Request	Recomm.
79	401	10540100	52	5265		OFFICE COMPUTER EQUIPMENT	-	2,500	2,500	-	-
80	401	10540100	52	5290		TOOLS AND SUPPLIES	-	-	-	-	-
81	401	10540100	52	5299		MISCELLANEOUS	70	-	-	-	-
82	401	10540100	52	5311		TRAVEL	2,045	1,000	1,000	2,500	2,500
83	401	10540100	52	5312		TRAVEL SUBSISTENCE	5,290	1,500	1,500	4,000	4,000
84	401	10540100	52	5321		TELEPHONE AND COMMUNICATIONS	621	250	250	-	-
85	401	10540100	52	5325		POSTAGE	2,481	4,000	4,000	5,400	5,400
86	401	10540100	52	5330		UTILITIES	-	-	-	-	-
87	401	10540100	52	5352		MAINT & REPAIRS-EQUIPMENT	-	165	165	500	500
88	401	10540100	52	5357		IDC-PROP MGNT OPER CHARGES	49,599	46,891	46,891	44,287	44,287
89	401	10540100	52	5370		ADVERTISING/EMPL.RECONGNITION	8,564	5,500	5,500	5,500	5,500
90	401	10540100	52	5381		PROFESSIONAL SERVICES	9,200	36,500	36,500	14,400	14,400
91	401	10540100	52	5382		LEGAL SERVICES	584,875	445,000	445,000	295,000	295,000
92	401	10540100	52	5383		MEDICAL SERVICES	-	100	100	100	100
93	401	10540100	52	5395		EDUCATION EXPENSES	760	1,500	1,500	4,000	4,000
94	401	10540100	52	5410		RENTAL OF REAL PROPERTY	500	100	100	-	-
95	401	10540100	52	5430		RENTAL OF EQUIPMENT	800	500	500	500	500
96	401	10540100	52	5450		INSURANCE AND BONDING	24,772	19,824	19,824	19,824	19,824
97	401	10540100	52	5491		DUES AND MEMBERSHIPS	50	-	-	-	-
98			52	Total			711,304	578,480	578,480	409,161	409,161
99	401	10540100	55	5510		OFFICE FURNITURE AND EQUIPMENT	-	-	-	-	-
100	401	10540100	55	5570		LAND AND IMPROVEMENTS	-	-	-	-	-
101			55	Total			-	-	-	-	-
102	401	10540100	56	5699		PAYMENTS TO OTHER AGENCIES	-	-	-	-	-
103	401	10540100	56	5920		CONTINGENCY	-	(157,293)	-	-	-
104			56	Total			-	(157,293)	-	-	-
105	401	10440100	60	4840		MISC REVENUE-CONTR/DONATIONS	-	-	-	-	-
106			60	Total			-	-	-	-	-
107	401	Total					837,008	555,142	712,314	543,232	543,232
108	405	10540500	51	5121		SALARIES & WAGES	362,478	536,281	485,443	481,695	481,695
109	405	10540500	51	5122		SALARIES & WAGES-OVERTIME	-	-	-	500	500
110	405	10540500	51	5126		SALARIES & WAGES-TEMP AND PART	12,321	22,803	22,559	20,000	20,000
111	405	10540500	51	5128		TRAVEL ALLOWANCE	9,517	16,940	16,940	16,800	16,800
112	405	10540500	51	5132		SEPARATION ALLOWANCE	8,482	11,359	11,359	11,283	11,283
113	405	10540500	51	5134		401-K SUPP RET PLAN -OTHER	18,124	24,272	24,272	24,110	24,110
114	405	10540500	51	5181		FICA CONTRIBUTIONS	28,503	36,798	36,798	39,703	39,703
115	405	10540500	51	5182		RET CONTRIB.- OTHER EMPLOYEES	17,725	23,738	23,738	23,579	23,579
116	405	10540500	51	5183		HEALTH INSURANCE	36,461	43,438	43,438	46,656	46,656
117	405	10540500	51	5184		HEALTH INSURANCE - RETIREES	4,940	5,940	5,940	6,534	6,534
118	405	10540500	51	51841		HEALTH INSURANCE - RETIREES	3,167	3,431	3,431	3,649	3,649
119	405	10540500	51	51842		HEALTH INSURANCE - OPEB	-	2,416	2,416	4,832	4,832
120	405	10540500	51	5185		UNEMPLOYMENT CLAIMS	1,768	11,882	11,882	-	-
121	405	10540500	51	5186		WORKERS COMPENSATION	-	-	-	-	-
122	405	10540500	51	5187		DENTAL INSURANCE	1,942	2,066	2,066	2,808	2,808
123	405	10540500	51	5188		DENTAL INS - RETIREES UNDER 65	374	384	384	384	384
124	405	10540500	51	5189		OTHER FRINGE BENEFITS	5,600	1,000	1,000	-	-
125	405	10540500	51	5190		LIFE INSURANCE - EMPLOYEES	562	851	851	-	-
126	405	10540500	51	5192		PERSONNEL EXPENSE-CONTINGENCY	-	-	-	-	-
127			51	Total			511,963	743,599	692,517	682,533	682,533
128	405	10540500	52	5220		FOOD AND PROVISIONS	1,809	1,300	1,300	1,300	1,300
129	405	10540500	52	5233		PERIODICALS BOOKS & OTHER PUB	912	800	800	1,000	1,000
130	405	10540500	52	5260		PRINTING AND OFFICE SUPPLIES	16,712	5,300	5,300	5,500	5,500
131	405	10540500	52	5265		OFFICE COMPUTER EQUIPMENT	17,805	-	-	33,560	33,560
132	405	10540500	52	5299		MISCELLANEOUS	-	-	-	-	-
133	405	10540500	52	5311		TRAVEL	1,759	1,800	1,800	2,500	2,500
134	405	10540500	52	5312		TRAVEL SUBSISTENCE	3,461	1,000	1,000	2,000	2,000
135	405	10540500	52	5321		TELEPHONE AND COMMUNICATIONS	3,107	2,650	2,650	1,365	1,365
136	405	10540500	52	5325		POSTAGE	1,172	1,700	1,700	1,500	1,500
137	405	10540500	52	5352		MAINT & REPAIRS-EQUIPMENT	2,762	-	-	-	-
138	405	10540500	52	5354		MAINT AGREEMNTS-COMP.SOFTWARE	1,655	1,620	1,620	1,620	1,620
139	405	10540500	52	5357		IDC-PROP MGNT OPER CHARGES	35,595	30,825	30,825	29,113	29,113
140	405	10540500	52	5370		ADVERTISING/EMPL.RECONGNITION	20	405	405	500	500
141	405	10540500	52	5381		PROFESSIONAL SERVICES	34,610	1,800	1,800	150	150
142	405	10540500	52	5382		LEGAL SERVICES	-	-	-	-	-
143	405	10540500	52	5383		MEDICAL SERVICES	183	150	150	150	150
144	405	10540500	52	5384		SETTLEMENT CHARGES/FEES	-	625,000	625,000	-	-
145	405	10540500	52	5393		TEMPORARY HELP SERVICES	-	-	-	-	-
146	405	10540500	52	5395		EDUCATION EXPENSES	1,155	1,000	1,000	1,500	1,500
147	405	10540500	52	5430		RENTAL OF EQUIPMENT	258	280	280	300	300
148	405	10540500	52	5450		INSURANCE AND BONDING	2,880	2,627	2,627	2,627	2,627
149	405	10540500	52	5451		INSURANCE DEDUCTIBLE	25,000	-	-	-	-
150	405	10540500	52	5491		DUES AND MEMBERSHIPS	957	2,000	2,000	2,000	2,000
151			52	Total			151,812	680,257	680,257	86,685	86,685
152	405	10540500	55	5510		OFFICE FURNITURE AND EQUIPMENT	9,775	-	-	-	-
153			55	Total			9,775	-	-	-	-
154	405	10540500	56	5920		CONTINGENCY	-	128,096	-	-	-
155			56	Total			-	128,096	-	-	-
156	405	10440500	60	4290		DEPT INTERGOV RECEIPTS RIG-LSR	-	-	-	-	-

Union County, NC - FY2010 Budget Worksheet							May 15th, 2009				
Line	Dept	Dept	Rev	Obj.	Proj.	Account	FY2008	FY2009		FY2010	
No.	Code	Org. #	Exp	Code	Code	Description	Actual	Before Cuts	Yr End	Request	Manager
								Estimate		Recomm.	
157	405	10440500	60	4406		ST GRANT-MISC EQUIPMENT	(13,757)	-	-	-	-
158	405	10440500	60	4850		MISC REVENUE-INSURANCE REFUNDS	-	(25,000)	-	-	-
159			60	Total			(13,757)	(25,000)	-	-	-
160	405	Total					659,794	1,526,952	1,372,774	769,218	769,218
161	406	10540600	52	5491		DUES AND MEMBERSHIPS	118,160	125,854	125,854	127,773	97,773
162			52	Total			118,160	125,854	125,854	127,773	97,773
163	406	10540600	56	5920		CONTINGENCY	-	2,745	-	-	-
164			56	Total			-	2,745	-	-	-
165	406	Total					118,160	128,599	125,854	127,773	97,773
166	407	10540700	51	5121		SALARIES & WAGES	64,181	66,457	65,747	65,495	65,495
167	407	10540700	51	5122		SALARIES & WAGES-OVERTIME	-	-	-	-	-
168	407	10540700	51	5128		TRAVEL ALLOWANCE	-	1,058	1,058	1,500	1,500
169	407	10540700	51	5132		SEPARATION ALLOWANCE	1,502	1,539	1,539	1,533	1,533
170	407	10540700	51	5134		401-K SUPP RET PLAN -OTHER	3,209	3,287	3,287	3,275	3,275
171	407	10540700	51	5181		FICA CONTRIBUTIONS	4,486	4,805	4,805	5,087	5,087
172	407	10540700	51	5182		RET CONTRIB.- OTHER EMPLOYEES	3,139	3,215	3,215	3,203	3,203
173	407	10540700	51	5183		HEALTH INSURANCE	8,885	9,520	9,520	7,776	7,776
174	407	10540700	51	51842		HEALTH INSURANCE - OPEB	-	403	403	805	805
175	407	10540700	51	5186		WORKERS COMPENSATION	-	-	-	-	-
176	407	10540700	51	5187		DENTAL INSURANCE	450	413	413	468	468
177	407	10540700	51	5189		OTHER FRINGE BENEFITS	-	-	-	-	-
178	407	10540700	51	5190		LIFE INSURANCE - EMPLOYEES	113	116	116	-	-
179			51	Total			85,964	90,813	90,103	89,142	89,142
180	407	10540700	52	5220		FOOD AND PROVISIONS	60	58	58	65	65
181	407	10540700	52	5233		PERIODICALS BOOKS & OTHER PUB	189	36	36	150	150
182	407	10540700	52	5260		PRINTING AND OFFICE SUPPLIES	59	150	150	175	175
183	407	10540700	52	5311		TRAVEL	1,166	610	610	610	400
184	407	10540700	52	5312		TRAVEL SUBSISTENCE	413	475	475	475	475
185	407	10540700	52	5321		TELEPHONE AND COMMUNICATIONS	352	288	288	275	275
186	407	10540700	52	5325		POSTAGE	84	-	-	43	43
187	407	10540700	52	5352		MAINT & REPAIRS-EQUIPMENT	-	-	-	-	-
188	407	10540700	52	5354		MAINT AGREEMNTS-COMP.SOFTWARE	-	-	-	-	-
189	407	10540700	52	5357		IDC-PROP MGNT OPER CHARGES	1,769	1,688	1,688	1,594	1,594
190	407	10540700	52	5370		ADVERTISING/EMPL.RECONGNITION	-	-	-	-	-
191	407	10540700	52	5381		PROFESSIONAL SERVICES	57	61	61	60	60
192	407	10540700	52	5382		LEGAL SERVICES	-	-	-	-	-
193	407	10540700	52	5383		MEDICAL SERVICES	-	25	25	25	25
194	407	10540700	52	5395		EDUCATION EXPENSES	795	925	925	1,150	1,150
195	407	10540700	52	5430		RENTAL OF EQUIPMENT	-	-	-	-	-
196	407	10540700	52	5450		INSURANCE AND BONDING	323	249	249	249	249
197	407	10540700	52	5491		DUES AND MEMBERSHIPS	130	145	145	160	160
198			52	Total			5,397	4,710	4,710	5,031	4,821
199	407	10540700	56	5920		CONTINGENCY	-	2,603	-	-	-
200			56	Total			-	2,603	-	-	-
201	407	Total					91,361	98,126	94,813	94,173	93,963
202	408	10540800	51	5121		SALARIES & WAGES	200,860	213,656	211,372	210,562	210,562
203	408	10540800	51	5126		SALARIES & WAGES-TEMP AND PART	14,458	3,071	3,038	-	-
204	408	10540800	51	5128		TRAVEL ALLOWANCE	4,840	4,840	4,840	4,800	4,800
205	408	10540800	51	5132		SEPARATION ALLOWANCE	4,700	4,946	4,946	4,927	4,927
206	408	10540800	51	5134		401-K SUPP RET PLAN -OTHER	10,043	10,569	10,569	10,528	10,528
207	408	10540800	51	5181		FICA CONTRIBUTIONS	15,431	15,284	15,284	16,475	16,475
208	408	10540800	51	5182		RET CONTRIB.- OTHER EMPLOYEES	9,822	10,336	10,336	10,296	10,296
209	408	10540800	51	5183		HEALTH INSURANCE	19,836	24,298	24,298	23,328	23,328
210	408	10540800	51	51842		HEALTH INSURANCE - OPEB	-	1,208	1,208	2,416	2,416
211	408	10540800	51	5186		WORKERS COMPENSATION	-	-	-	-	-
212	408	10540800	51	5187		DENTAL INSURANCE	1,136	1,240	1,240	1,404	1,404
213	408	10540800	51	5189		OTHER FRINGE BENEFITS	-	-	-	-	-
214	408	10540800	51	5190		LIFE INSURANCE - EMPLOYEES	349	373	373	-	-
215			51	Total			281,475	289,821	287,504	284,736	284,736
216	408	10540800	52	5220		FOOD AND PROVISIONS	443	179	179	183	183
217	408	10540800	52	5233		PERIODICALS BOOKS & OTHER PUB	15,295	14,957	14,957	14,000	14,000
218	408	10540800	52	5260		PRINTING AND OFFICE SUPPLIES	3,352	1,993	1,993	2,500	2,500
219	408	10540800	52	5265		OFFICE COMPUTER EQUIPMENT	974	101	101	-	-
220	408	10540800	52	5290		TOOLS AND SUPPLIES	-	-	-	-	-
221	408	10540800	52	5311		TRAVEL	502	764	764	1,000	1,000
222	408	10540800	52	5312		TRAVEL SUBSISTENCE	1,328	655	655	1,500	1,500
223	408	10540800	52	5321		TELEPHONE AND COMMUNICATIONS	-	-	-	-	-
224	408	10540800	52	5325		POSTAGE	240	167	167	250	250
225	408	10540800	52	5352		MAINT & REPAIRS-EQUIPMENT	202	-	-	-	-
226	408	10540800	52	5354		MAINT AGREEMNTS-COMP.SOFTWARE	295	-	-	-	-
227	408	10540800	52	5357		IDC-PROP MGNT OPER CHARGES	13,539	12,905	12,905	12,189	12,189
228	408	10540800	52	5370		ADVERTISING/EMPL.RECONGNITION	936	-	-	-	-
229	408	10540800	52	5381		PROFESSIONAL SERVICES	147	-	-	-	-
230	408	10540800	52	5382		LEGAL SERVICES	-	-	-	-	-
231	408	10540800	52	5383		MEDICAL SERVICES	75	75	75	75	75
232	408	10540800	52	5393		TEMPORARY HELP SERVICES	-	-	-	-	-
233	408	10540800	52	5395		EDUCATION EXPENSES	1,074	649	649	2,000	2,000
234	408	10540800	52	5450		INSURANCE AND BONDING	1,221	931	931	931	931

Union County, NC - FY2010 Budget Worksheet							May 15th, 2009				
Line	Dept	Dept	Rev	Obj.	Proj.	Account	FY2008	FY2009		FY2010	
								Budget	Yr End	Dept.	Manager
No.	Code	Org. #	Exp	Code	Code	Description	Actual	Before Cuts	Estimate	Request	Recomm.
235	408	10540800	52	5491		DUES AND MEMBERSHIPS	2,015	1,415	1,415	1,800	1,800
236			52 Total				41,638	34,791	34,791	36,428	36,428
237	408	10540800	55	5510		OFFICE FURNITURE AND EQUIPMENT	-	-	-	-	-
238			55 Total				-	-	-	-	-
239	408	10540800	56	5920		CONTINGENCY	-	11,102	-	-	-
240			56 Total				-	11,102	-	-	-
241	408 Total						323,113	335,714	322,295	321,164	321,164
242	409	10540900	51	5121		SALARIES & WAGES	406,126	439,279	434,583	414,199	414,199
243	409	10540900	51	5126		SALARIES & WAGES-TEMP AND PART	-	-	-	-	-
244	409	10540900	51	5128		TRAVEL ALLOWANCE	4,840	4,840	4,840	4,800	4,800
245	409	10540900	51	5132		SEPARATION ALLOWANCE	9,504	10,110	10,110	9,692	9,692
246	409	10540900	51	5134		401-K SUPP RET PLAN -OTHER	20,306	21,602	21,602	20,710	20,710
247	409	10540900	51	5139		COMMUTING - NONCASH	-	-	-	-	-
248	409	10540900	51	5181		FICA CONTRIBUTIONS	29,613	31,468	31,468	32,053	32,053
249	409	10540900	51	5182		RET CONTRIB.- OTHER EMPLOYEES	19,859	21,127	21,127	20,254	20,254
250	409	10540900	51	5183		HEALTH INSURANCE	55,943	63,196	63,196	53,718	53,718
251	409	10540900	51	5184		HEALTH INSURANCE - RETIREES	4,940	5,940	5,940	6,534	6,534
252	409	10540900	51	51841		HEALTH INSURANCE - RETIREES	2,923	3,141	3,141	3,339	3,339
253	409	10540900	51	51842		HEALTH INSURANCE - OPEB	-	2,819	2,819	5,638	5,638
254	409	10540900	51	5186		WORKERS COMPENSATION	-	-	-	-	-
255	409	10540900	51	5187		DENTAL INSURANCE	3,210	3,071	3,071	3,276	3,276
256	409	10540900	51	5188		DENTAL INS - RETIREES UNDER 65	374	384	384	384	384
257	409	10540900	51	5189		OTHER FRINGE BENEFITS	-	-	-	-	-
258	409	10540900	51	5190		LIFE INSURANCE - EMPLOYEES	715	769	769	-	-
259			51 Total				558,353	607,746	603,050	574,597	574,597
260	409	10540900	52	5220		FOOD AND PROVISIONS	2,206	1,376	1,376	1,400	1,400
261	409	10540900	52	5232		AUDIO VISUAL SUPPLIES	446	6	6	201	201
262	409	10540900	52	5233		PERIODICALS BOOKS & OTHER PUB	1,282	2,321	2,321	3,230	3,230
263	409	10540900	52	5239		MEDICAL SUPPLIES AND EQUIPMENT	-	124	124	101	101
264	409	10540900	52	5260		PRINTING AND OFFICE SUPPLIES	11,858	8,527	8,527	13,500	13,500
265	409	10540900	52	5265		OFFICE COMPUTER EQUIPMENT	516	-	-	-	-
266	409	10540900	52	5290		TOOLS AND SUPPLIES	316	(4)	(4)	-	-
267	409	10540900	52	5311		TRAVEL	543	272	272	1,526	1,526
268	409	10540900	52	5312		TRAVEL SUBSISTENCE	833	550	550	3,053	3,053
269	409	10540900	52	5321		TELEPHONE AND COMMUNICATIONS	1,399	1,025	1,025	2,000	1,500
270	409	10540900	52	5325		POSTAGE	2,370	4,414	4,414	3,177	3,177
271	409	10540900	52	5352		MAINT & REPAIRS-EQUIPMENT	-	-	-	-	-
272	409	10540900	52	5353		MAINT & REPAIRS-FUEL GAS	430	212	212	450	245
273	409	10540900	52	5354		MAINT AGREEMNTS-COMP.SOFTWARE	17,367	13,908	13,908	14,000	14,000
274	409	10540900	52	5357		IDC-PROP MGNT OPER CHARGES	52,506	49,629	49,629	46,874	46,874
275	409	10540900	52	5358		M&R-VEHICLE-ROUTINE INTERDEPT	222	834	834	841	841
276	409	10540900	52	5370		ADVERTISING/EMPL.RECOGNITION	11,304	14,057	14,057	13,862	13,862
277	409	10540900	52	5381		PROFESSIONAL SERVICES	20,748	6,373	6,373	10,620	10,620
278	409	10540900	52	5382		LEGAL SERVICES	8,299	1,965	1,965	1,000	1,000
279	409	10540900	52	5383		MEDICAL SERVICES	227	125	125	180	150
280	409	10540900	52	5395		EDUCATION EXPENSES	18,780	8,033	8,033	10,100	10,100
281	409	10540900	52	5430		RENTAL OF EQUIPMENT	-	-	-	-	-
282	409	10540900	52	5450		INSURANCE AND BONDING	3,580	2,824	2,824	2,824	2,824
283	409	10540900	52	5491		DUES AND MEMBERSHIPS	1,590	1,505	1,505	1,600	1,600
284	409	10540900	52	5492		UNCOLLECTIBLE ACCOUNTS	-	-	-	-	-
285			52 Total				156,821	118,076	118,076	130,539	129,804
286	409	10540900	55	5510		OFFICE FURNITURE AND EQUIPMENT	-	-	-	-	-
287			55 Total				-	-	-	-	-
288	409	10540900	56	5920		CONTINGENCY	-	102,536	-	-	-
289			56 Total				-	102,536	-	-	-
290	409	10440900	60	4327		FED GRANT-FEMA	-	-	-	-	-
291	409	10440900	60	4892		MISC REVENUE-NSF CHECK FEE	-	-	-	-	-
292			60 Total				-	-	-	-	-
293	409 Total						715,173	828,358	721,126	705,136	704,401
294	413	10541300	51	5121		SALARIES & WAGES	530,159	535,946	517,637	493,109	493,109
295	413	10541300	51	5122		SALARIES & WAGES-OVERTIME	156	-	-	7,000	7,000
296	413	10541300	51	5126		SALARIES & WAGES-TEMP AND PART	-	-	-	-	-
297	413	10541300	51	5128		TRAVEL ALLOWANCE	4,840	4,840	4,840	4,800	4,800
298	413	10541300	51	5132		SEPARATION ALLOWANCE	12,409	12,113	12,113	11,703	11,703
299	413	10541300	51	5134		401-K SUPP RET PLAN -OTHER	26,516	25,882	25,882	25,005	25,005
300	413	10541300	51	5181		FICA CONTRIBUTIONS	37,869	37,157	37,157	38,626	38,626
301	413	10541300	51	5182		RET CONTRIB.- OTHER EMPLOYEES	25,933	25,313	25,313	24,455	24,455
302	413	10541300	51	5183		HEALTH INSURANCE	68,868	64,622	64,622	62,208	62,208
303	413	10541300	51	5184		HEALTH INSURANCE - RETIREES	-	3,960	3,960	4,356	4,356
304	413	10541300	51	51841		HEALTH INSURANCE - RETIREES	2,923	3,141	3,141	3,339	3,339
305	413	10541300	51	51842		HEALTH INSURANCE - OPEB	-	3,221	3,221	6,443	6,443
306	413	10541300	51	5185		UNEMPLOYMENT CLAIMS	-	-	-	-	-
307	413	10541300	51	5186		WORKERS COMPENSATION	-	-	-	-	-
308	413	10541300	51	5187		DENTAL INSURANCE	4,071	3,433	3,433	3,744	3,744
309	413	10541300	51	5188		DENTAL INS - RETIREES UNDER 65	-	256	256	256	256
310	413	10541300	51	5189		OTHER FRINGE BENEFITS	-	-	-	-	-
311	413	10541300	51	5190		LIFE INSURANCE - EMPLOYEES	933	899	899	-	-
312			51 Total				714,677	720,783	702,474	685,044	685,044

Union County, NC - FY2010 Budget Worksheet							May 15th, 2009				
Line	Dept	Dept	Rev	Obj.	Proj.	Account	FY2008	FY2009		FY2010	
								Budget	Yr End	Depart.	Manager
No.	Code	Org. #	Exp	Code	Code	Description	Actual	Before Cuts	Estimate	Request	Recomm.
313	413	10541300	52	5220		FOOD AND PROVISIONS	1,109	500	500	500	500
314	413	10541300	52	5233		PERIODICALS BOOKS & OTHER PUB	2,669	3,000	3,000	3,000	3,000
315	413	10541300	52	5260		PRINTING AND OFFICE SUPPLIES	7,687	7,000	7,000	8,000	8,000
316	413	10541300	52	5265		OFFICE COMPUTER EQUIPMENT	4,199	-	-	-	-
317	413	10541300	52	5290		TOOLS AND SUPPLIES	1,015	-	-	-	-
318	413	10541300	52	5299		MISCELLANEOUS	12	-	-	-	-
319	413	10541300	52	5311		TRAVEL	1,702	1,000	1,000	2,000	2,000
320	413	10541300	52	5312		TRAVEL SUBSISTENCE	3,283	1,000	1,000	2,500	2,500
321	413	10541300	52	5321		TELEPHONE AND COMMUNICATIONS	1,788	2,200	2,200	1,220	1,220
322	413	10541300	52	5325		POSTAGE	8,306	8,500	8,500	8,500	8,500
323	413	10541300	52	5330		UTILITIES	-	-	-	-	-
324	413	10541300	52	5351		MAINT & REPAIRS-BUILDINGS	-	-	-	-	-
325	413	10541300	52	5352		MAINT & REPAIRS-EQUIPMENT	-	1,000	1,000	1,000	1,000
326	413	10541300	52	5354		MAINT AGREEMNTS-COMP.SOFTWARE	4,206	3,700	3,700	4,000	4,000
327	413	10541300	52	5357		IDC-PROP MGNT OPER CHARGES	30,630	24,728	24,728	20,648	20,648
328	413	10541300	52	5370		ADVERTISING/EMPL.RECONGNITION	-	-	-	-	-
329	413	10541300	52	5381		PROFESSIONAL SERVICES	92,917	88,000	88,000	92,000	92,000
330	413	10541300	52	5382		LEGAL SERVICES	-	-	-	-	-
331	413	10541300	52	5383		MEDICAL SERVICES	233	250	250	250	250
332	413	10541300	52	5393		TEMPORARY HELP SERVICES	-	-	-	-	-
333	413	10541300	52	5395		EDUCATION EXPENSES	2,485	1,000	1,000	3,000	3,000
334	413	10541300	52	5430		RENTAL OF EQUIPMENT	316	350	350	350	350
335	413	10541300	52	5450		INSURANCE AND BONDING	3,424	2,767	2,767	2,767	2,767
336	413	10541300	52	5491		DUES AND MEMBERSHIPS	1,325	1,400	1,400	1,400	1,400
337	413	10541300	52	5492		UNCOLLECTIBLE ACCOUNTS	6	-	-	-	-
338	413	10541309	52	5352		MAINT & REPAIRS-EQUIPMENT	-	-	-	-	-
339	413	10541309	52	5354		MAINT AGREEMNTS-COMP.SOFTWARE	-	-	-	-	-
340				52 Total			167,312	146,395	146,395	151,135	151,135
341	413	10541300	55	5510		OFFICE FURNITURE AND EQUIPMENT	-	-	-	-	-
342				55 Total			-	-	-	-	-
343	413	10541300	56	5920		CONTINGENCY	-	63,712	-	-	-
344				56 Total			-	63,712	-	-	-
345	413	10441300	60	4510		DEPT SRV CHRGS	(273)	(300)	(300)	(300)	(300)
346	413	10441300	60	4890		MISC REVENUE-OVERAGE/SHORTAGE	-	-	-	-	-
347				60 Total			(273)	(300)	(300)	(300)	(300)
348	413 Total						881,716	930,590	848,569	835,879	835,879
349	414	10541400	51	5121		SALARIES & WAGES	1,588,003	1,586,489	1,569,530	1,412,323	1,412,323
350	414	10541400	51	5122		SALARIES & WAGES-OVERTIME	649	17	17	-	-
351	414	10541400	51	5126		SALARIES & WAGES-TEMP AND PART	26,076	3,924	3,882	-	-
352	414	10541400	51	5128		TRAVEL ALLOWANCE	4,840	4,840	4,840	4,800	4,800
353	414	10541400	51	5132		SEPARATION ALLOWANCE	37,174	36,230	36,230	33,048	33,048
354	414	10541400	51	5134		401-K SUPP RET PLAN -OTHER	79,433	77,415	77,415	70,616	70,616
355	414	10541400	51	5139		COMMUTING - NONCASH	-	-	-	-	-
356	414	10541400	51	5170		BOARD MEMBER COMPENSATION	4,740	14,820	14,820	2,400	2,400
357	414	10541400	51	5181		FICA CONTRIBUTIONS	120,429	117,058	117,058	108,594	108,594
358	414	10541400	51	5182		RET CONTRIB.- OTHER EMPLOYEES	77,684	75,712	75,712	69,063	69,063
359	414	10541400	51	5183		HEALTH INSURANCE	256,430	268,681	268,681	256,608	256,608
360	414	10541400	51	5184		HEALTH INSURANCE - RETIREES	26,565	27,588	27,588	30,347	30,347
361	414	10541400	51	51841		HEALTH INSURANCE - RETIREES	11,276	14,124	14,124	16,660	16,660
362	414	10541400	51	51842		HEALTH INSURANCE - OPEB	-	13,289	13,289	26,577	26,577
363	414	10541400	51	5185		UNEMPLOYMENT CLAIMS	-	11,123	11,123	-	-
364	414	10541400	51	5186		WORKERS COMPENSATION	-	-	-	-	-
365	414	10541400	51	5187		DENTAL INSURANCE	16,755	14,873	14,873	15,444	15,444
366	414	10541400	51	5188		DENTAL INS - RETIREES UNDER 65	1,644	1,408	1,408	1,408	1,408
367	414	10541400	51	5189		OTHER FRINGE BENEFITS	-	-	-	-	-
368	414	10541400	51	5190		LIFE INSURANCE - EMPLOYEES	2,790	2,725	2,725	-	-
369	414	10541500	51	5121		SALARIES & WAGES	468,212	468,329	463,323	415,887	415,887
370	414	10541500	51	5122		SALARIES & WAGES-OVERTIME	-	-	-	-	-
371	414	10541500	51	5126		SALARIES & WAGES-TEMP AND PART	8,189	9,063	8,966	9,379	9,379
372	414	10541500	51	5132		SEPARATION ALLOWANCE	10,956	10,705	10,705	9,732	9,732
373	414	10541500	51	5134		401-K SUPP RET PLAN -OTHER	23,411	22,876	22,876	20,794	20,794
374	414	10541500	51	5139		COMMUTING - NONCASH	-	-	-	-	-
375	414	10541500	51	5181		FICA CONTRIBUTIONS	35,472	34,246	34,246	32,533	32,533
376	414	10541500	51	5182		RET CONTRIB.- OTHER EMPLOYEES	22,896	22,372	22,372	20,337	20,337
377	414	10541500	51	5183		HEALTH INSURANCE	78,457	82,464	82,464	85,536	85,536
378	414	10541500	51	5184		HEALTH INSURANCE - RETIREES	15,313	17,820	17,820	19,602	19,602
379	414	10541500	51	51841		HEALTH INSURANCE - RETIREES	8,783	9,422	9,422	10,015	10,015
380	414	10541500	51	51842		HEALTH INSURANCE - OPEB	-	4,430	4,430	8,859	8,859
381	414	10541500	51	5185		UNEMPLOYMENT CLAIMS	-	-	-	-	-
382	414	10541500	51	5186		WORKERS COMPENSATION	-	-	-	-	-
383	414	10541500	51	5187		DENTAL INSURANCE	5,835	5,040	5,040	5,148	5,148
384	414	10541500	51	5188		DENTAL INS - RETIREES UNDER 65	1,158	1,152	1,152	1,152	1,152
385	414	10541500	51	5189		OTHER FRINGE BENEFITS	-	-	-	-	-
386	414	10541500	51	5190		LIFE INSURANCE - EMPLOYEES	825	802	802	-	-
387	414	10541500	51	5192		PERSONNEL EXPENSE-CONTINGENCY	-	-	-	-	-
388				51 Total			2,933,995	2,959,037	2,936,933	2,686,862	2,686,862
389	414	10541400	52	5211		CLEANING & JANITORIAL SUPPLIES	-	-	-	-	-
390	414	10541400	52	5212		WEARING APPARREL	1,804	-	-	-	-

Union County, NC - FY2010 Budget Worksheet							May 15th, 2009				
Line No.	Dept Code	Dept Org. #	Rev Exp	Obj. Code	Proj. Code	Account Description	FY2008 Actual	FY2009		FY2010	
								Budget Before Cuts	Yr End Estimate	Depart. Request	Manager Recomm.
391	414	10541400	52	5220		FOOD AND PROVISIONS	1,986	4,333	4,333	1,930	1,930
392	414	10541400	52	5232		AUDIO VISUAL SUPPLIES	-	-	-	-	-
393	414	10541400	52	5233		PERIODICALS BOOKS & OTHER PUB	4,927	3,322	3,322	3,895	3,895
394	414	10541400	52	5239		MEDICAL SUPPLIES AND EQUIPMENT	237	507	507	400	400
395	414	10541400	52	5260		PRINTING AND OFFICE SUPPLIES	52,381	53,865	53,865	53,865	53,865
396	414	10541400	52	5265		OFFICE COMPUTER EQUIPMENT	15,625	4,107	4,107	2,944	2,944
397	414	10541400	52	5290		TOOLS AND SUPPLIES	21	159	159	200	200
398	414	10541400	52	5299		MISCELLANEOUS	-	-	-	-	-
399	414	10541400	52	5311		TRAVEL	1,610	1,697	1,697	1,000	1,000
400	414	10541400	52	5312		TRAVEL SUBSISTENCE	21,327	9,115	9,115	9,150	9,150
401	414	10541400	52	5321		TELEPHONE AND COMMUNICATIONS	6,409	5,800	5,800	3,500	3,500
402	414	10541400	52	5325		POSTAGE	65,406	505	505	700	700
403	414	10541400	52	5352		MAINT & REPAIRS-EQUIPMENT	2,328	4,440	4,440	4,342	4,342
404	414	10541400	52	5353		MAINT & REPAIRS-FUEL GAS	17,852	11,026	11,026	10,943	10,943
405	414	10541400	52	5354		MAINT AGREEMNTS-COMP.SOFTWARE	73,536	74,966	74,966	47,400	47,400
406	414	10541400	52	5355		MAINT & REPAIRS-INSUR REFUNDS	-	-	-	-	-
407	414	10541400	52	5357		IDC-PROP MGNT OPER CHARGES	62,314	94,182	94,182	88,954	88,954
408	414	10541400	52	5358		MAINT & REPAIRS-VEH INTERDEPT	6,581	9,906	9,906	9,983	9,983
409	414	10541400	52	5359		MAINT & REPAIRS-VEH INT-PREVAC	160	-	-	-	-
410	414	10541400	52	5360		M&R-VEHICLE-NONPREVENTABLES	1,659	-	-	-	-
411	414	10541400	52	5370		ADVERTISING/EMPL.RECONGNITION	2,049	1,182	1,182	1,050	1,050
412	414	10541400	52	5381		PROFESSIONAL SERVICES	237,267	230,964	230,964	205,524	205,524
413	414	10541400	52	5382		LEGAL SERVICES	-	10,634	10,634	50,000	50,000
414	414	10541400	52	5383		MEDICAL SERVICES	500	450	450	600	600
415	414	10541400	52	5393		TEMPORARY HELP SERVICES	-	-	-	-	-
416	414	10541400	52	5395		EDUCATION EXPENSES	11,606	5,226	5,226	4,965	4,965
417	414	10541400	52	5430		RENTAL OF EQUIPMENT	5,052	2,136	2,136	2,130	2,130
418	414	10541400	52	5450		INSURANCE AND BONDING	17,464	13,990	13,990	13,990	13,990
419	414	10541400	52	5491		DUES AND MEMBERSHIPS	4,966	3,758	3,758	3,652	3,652
420	414	10541400	52	5492		UNCOLLECTIBLE ACCOUNTS	-	25	25	-	-
421	414	10541500	52	5211		CLEANING & JANITORIAL SUPPLIES	-	-	-	-	-
422	414	10541500	52	5220		FOOD AND PROVISIONS	396	615	615	700	700
423	414	10541500	52	5233		PERIODICALS BOOKS & OTHER PUB	485	150	150	620	620
424	414	10541500	52	5239		MEDICAL SUPPLIES AND EQUIPMENT	206	164	164	164	164
425	414	10541500	52	5260		PRINTING AND OFFICE SUPPLIES	22,866	25,600	25,600	25,600	25,600
426	414	10541500	52	5265		OFFICE COMPUTER EQUIPMENT	3,022	-	-	1,380	1,380
427	414	10541500	52	5290		TOOLS AND SUPPLIES	-	-	-	-	-
428	414	10541500	52	5299		MISCELLANEOUS	-	-	-	-	-
429	414	10541500	52	5311		TRAVEL	-	49	49	200	200
430	414	10541500	52	5312		TRAVEL SUBSISTENCE	3,314	2,166	2,166	2,625	2,625
431	414	10541500	52	5321		TELEPHONE AND COMMUNICATIONS	414	80	80	200	200
432	414	10541500	52	5325		POSTAGE	128,961	135,705	135,705	135,705	135,705
433	414	10541500	52	5351		MAINT & REPAIRS-BUILDINGS	-	-	-	-	-
434	414	10541500	52	5352		MAINT & REPAIRS-EQUIPMENT	4,092	4,259	4,259	4,255	4,255
435	414	10541500	52	5354		MAINT AGREEMNTS-COMP.SOFTWARE	45,396	49,372	49,372	50,854	50,854
436	414	10541500	52	5357		IDC-PROP MGNT OPER CHARGES	52,767	49,802	49,802	47,037	47,037
437	414	10541500	52	5370		ADVERTISING/EMPL.RECONGNITION	4,707	6,000	6,000	6,000	6,000
438	414	10541500	52	5381		PROFESSIONAL SERVICES	1,899	122,813	122,813	2,530	2,530
439	414	10541500	52	5382		LEGAL SERVICES	-	-	-	20,000	20,000
440	414	10541500	52	5383		MEDICAL SERVICES	300	150	150	150	150
441	414	10541500	52	5395		EDUCATION EXPENSES	2,190	1,739	1,739	900	900
442	414	10541500	52	5410		RENTAL OF REAL PROPERTY	-	-	-	-	-
443	414	10541500	52	5430		RENTAL OF EQUIPMENT	4,580	4,584	4,584	4,601	4,601
444	414	10541500	52	5450		INSURANCE AND BONDING	3,715	2,806	2,806	2,806	2,806
445	414	10541500	52	5491		DUES AND MEMBERSHIPS	529	512	512	514	514
446			52	Total			894,907	952,861	952,861	827,958	827,958
447	414	10541400	55	5510		OFFICE FURNITURE AND EQUIPMENT	-	-	-	-	-
448	414	10541400	55	5540		VEHICLES	-	-	-	-	-
449	414	10541400	55	5550		OTHER EQUIPMENT	-	-	-	-	-
450	414	10541500	55	5510		OFFICE FURNITURE AND EQUIPMENT	-	-	-	-	-
451			55	Total			-	-	-	-	-
452	414	10541400	56	5035		IFT TO REAPPRAISAL FUND	-	-	-	-	-
453	414	10541400	56	5920		CONTINGENCY	-	275,400	-	-	-
454	414	10541500	56	5920		CONTINGENCY	-	55,078	-	-	-
455			56	Total			-	330,478	-	-	-
456	414	10441400	60	4035		IFT FROM REAPPRAISAL FUND	-	-	-	-	-
457	414	10441400	60	4290		DEPT INTERGOV RECEIPTS RIG-LSR	-	-	-	-	-
458	414	10441400	60	4327		FED GRANT-FEMA	-	-	-	-	-
459	414	10441400	60	4560		DEPT SERVICE CHARGES-RESALE	(2,487)	(2,600)	(1,700)	(1,700)	(1,700)
460	414	10441400	60	4892		MISC REVENUE-NSF CHECK FEE	-	-	-	-	-
461	414	10441500	60	41451		ADVERTISING COST RECOVERY	(5,089)	(5,800)	(5,400)	(5,400)	(5,400)
462	414	10441500	60	41452		ADVERTISING COST RECOVERY	(6,157)	(6,300)	(7,051)	(7,051)	(7,051)
463	414	10441500	60	4146		FORECLOSURE FEE	(115)	(20,000)	(139)	(20,000)	(20,000)
464	414	10441500	60	4290		DEPT INTERGOV RECEIPTS RIG-LSR	(23,878)	(24,500)	(42,242)	(42,241)	(42,242)
465	414	10441500	60	4293		DEPT INTERGOV REC/MVTX RIG-LSR	(39,879)	(40,000)	(38,158)	(38,158)	(38,158)
466	414	10441500	60	4510		DEPT SRV CHRGS	-	-	-	-	-
467	414	10441500	60	4892		MISC REVENUE-NSF CHECK FEE	(368)	(500)	(1,086)	(500)	(500)
468			60	Total			(77,973)	(99,700)	(95,776)	(115,050)	(115,051)

Union County, NC - FY2010 Budget Worksheet							May 15th, 2009				
Line	Dept	Dept	Rev	Obj.	Proj.	Account	FY2008	FY2009		FY2010	
No.	Code	Org. #	Exp	Code	Code	Description	Actual	Before Cuts	Yr End Estimate	Request	Manager
469	414	Total					3,750,929	4,142,676	3,794,018	3,399,770	3,399,769
470	416	10541610	51	5126		SALARIES & WAGES-TEMP AND PART	-	-	-	-	-
471	416	10541610	51	5181		FICA CONTRIBUTIONS	-	-	-	-	-
472	416	10541616	51	5126		SALARIES & WAGES-TEMP AND PART	-	-	-	-	-
473	416	10541616	51	5181		FICA CONTRIBUTIONS	-	-	-	-	-
474			51	Total			-	-	-	-	-
475	416	10541610	52	5233		PERIODICALS BOOKS & OTHER PUB	604	635	635	635	635
476	416	10541610	52	5260		PRINTING AND OFFICE SUPPLIES	26,025	4,330	4,330	4,330	3,833
477	416	10541610	52	5290		TOOLS AND SUPPLIES	-	-	-	-	-
478	416	10541610	52	5321		TELEPHONE AND COMMUNICATIONS	1,916	-	-	-	-
479	416	10541610	52	5330		UTILITIES	-	-	-	-	-
480	416	10541610	52	5357		IDC-PROP MGNT OPER CHARGES	1,351	1,286	1,286	1,215	1,215
481	416	10541611	52	5220		FOOD AND PROVISIONS	869	735	735	735	735
482	416	10541611	52	5233		PERIODICALS BOOKS & OTHER PUB	535	1,305	1,305	1,305	1,305
483	416	10541611	52	5260		PRINTING AND OFFICE SUPPLIES	26	1,000	1,000	1,480	1,104
484	416	10541611	52	5321		TELEPHONE AND COMMUNICATIONS	-	-	-	237	237
485	416	10541611	52	5357		IDC-PROP MGNT OPER CHARGES	27,293	-	-	-	-
486	416	10541612	52	5233		PERIODICALS BOOKS & OTHER PUB	763	2,000	2,000	2,000	2,000
487	416	10541612	52	5260		PRINTING AND OFFICE SUPPLIES	3,913	4,500	4,500	7,000	7,000
488	416	10541612	52	5290		TOOLS AND SUPPLIES	-	-	-	-	-
489	416	10541613	52	5220		FOOD AND PROVISIONS	-	885	885	-	-
490	416	10541613	52	5260		PRINTING AND OFFICE SUPPLIES	1,232	50	50	1,000	900
491	416	10541613	52	5290		TOOLS AND SUPPLIES	30	-	-	-	-
492	416	10541614	52	5290		TOOLS AND SUPPLIES	-	-	-	-	-
493	416	10541614	52	5357		IDC-PROP MGNT OPER CHARGES	595,765	565,480	565,480	546,868	546,868
494	416	10541614	52	5450		INSURANCE AND BONDING	19,821	12,793	12,793	12,793	12,793
495	416	10541614	52	5480		IDC-COST ALLOCATN PLAN CHARGES	-	-	-	-	-
496	416	10541614	52	5491		DUES AND MEMBERSHIPS	-	-	-	-	-
497	416	10541615	52	5260		PRINTING AND OFFICE SUPPLIES	-	1,560	1,560	1,540	1,386
498	416	10541615	52	5290		TOOLS AND SUPPLIES	1,422	(20)	(20)	-	-
499	416	10541616	52	5389		OTHER PROF SRVS	600	-	-	600	600
500	416	10541616	52	5450		INSURANCE AND BONDING	-	-	-	-	-
501	416	10541617	52	5220		FOOD AND PROVISIONS	3,601	4,000	4,000	3,000	3,000
502	416	10541617	52	5233		PERIODICALS BOOKS & OTHER PUB	168	-	-	-	-
503	416	10541617	52	5260		PRINTING AND OFFICE SUPPLIES	1,938	-	-	500	500
504	416	10541617	52	5290		TOOLS AND SUPPLIES	-	-	-	-	-
505	416	10541617	52	5395		EDUCATION EXPENSES	-	1,800	1,800	2,000	2,000
506	416	10541617	52	5398		TRANSPORTATION	200	700	700	1,000	1,000
507	416	10541617	52	5491		DUES AND MEMBERSHIPS	60	-	-	-	-
508	416	10541618	52	5220		FOOD AND PROVISIONS	1,177	1,900	1,900	1,900	1,900
509	416	10541618	52	5260		PRINTING AND OFFICE SUPPLIES	1,986	2,350	2,350	2,350	1,925
510	416	10541620	52	5357		IDC-PROP MGNT OPER CHARGES	31,906	30,410	30,410	28,721	28,721
511			52	Total			723,200	637,699	637,699	621,209	619,657
512	416	10541610	55	5510		OFFICE FURNITURE AND EQUIPMENT	-	-	-	-	-
513	416	10541610	55	5580		BUILDINGS AND IMPROVEMENTS	-	-	-	-	-
514	416	10541611	55	5510		OFFICE FURNITURE AND EQUIPMENT	-	-	-	-	-
515	416	10541611	55	5550		OTHER EQUIPMENT	-	-	-	-	-
516	416	10541612	55	5510		OFFICE FURNITURE AND EQUIPMENT	-	-	-	-	-
517	416	10541615	55	5510		OFFICE FURNITURE AND EQUIPMENT	-	-	-	-	-
518			55	Total			-	-	-	-	-
519	416	10541610	56	5920		CONTINGENCY	-	(1,286)	-	-	-
520	416	10541611	56	5920		CONTINGENCY	-	717	-	-	-
521	416	10541612	56	5630		PAYMENTS TO OTHER GOV UNITS	86,353	201,334	201,334	201,334	70,000
522	416	10541612	56	5920		CONTINGENCY	-	4,000	-	-	-
523	416	10541614	56	5920		CONTINGENCY	-	108,263	-	-	-
524	416	10541617	56	5920		CONTINGENCY	-	1,065	-	-	-
525	416	10541618	56	5920		CONTINGENCY	-	-	-	-	-
526	416	10541619	56	5730		INST FIN PRINCIPAL	675,377	675,377	675,377	675,377	675,377
527	416	10541619	56	5731		INST FIN INTEREST	587,465	560,613	560,613	545,079	545,079
528	416	10541619	56	57311		INST FIN INTEREST CREDIT	(34,912)	(4,325)	(4,325)	-	-
529	416	10541619	56	5732		INST FIN SERVICE CHARGES	1,191	1,180	1,180	1,500	1,500
530	416	10541619	56	5739		INST FIN BUDGETARY	-	-	-	-	-
531	416	10541619	56	5920		CONTINGENCY	-	4,725	-	-	-
532	416	10591200	56	5710		GO BOND PRINCIPAL	-	-	-	-	-
533	416	10591200	56	5711		GO BOND INTEREST	-	-	-	-	-
534	416	10591200	56	5712		GO BOND SERVICE CHARGES	816	-	-	-	-
535	416	10591200	56	5715		GO BOND ISSUE COSTS	-	-	-	-	-
536	416	10591200	56	5730		INST FIN PRINCIPAL	-	-	-	-	-
537	416	10591200	56	5731		INST FIN INTEREST	-	-	-	-	-
538	416	10591200	56	5732		INST FIN SERVICE CHARGES	-	-	-	-	-
539	416	10591200	56	5735		INST FIN ISSUANCE COSTS	-	-	-	-	-
540	416	10591200	56	5739		INST FIN REMIT TO ESCROW	-	-	-	-	-
541	416	10591200	56	5762		GO CP BAN SERVICE CHARGES	-	-	-	-	-
542	416	10591200	56	5765		GO CP BAN ISSUANCE COSTS	-	-	-	-	-
543	416	10591200	56	5920		CONTINGENCY	-	3,000	-	-	-
544			56	Total			1,316,289	1,554,663	1,434,179	1,423,290	1,291,956
545	416	Total					2,039,489	2,192,362	2,071,878	2,044,499	1,911,613
546	417	10541700	51	5121		SALARIES & WAGES	262,780	252,291	240,718	247,064	247,064

Union County, NC - FY2010 Budget Worksheet							May 15th, 2009				
Line	Dept	Dept	Rev	Obj.	Proj.	Account	FY2008	FY2009		FY2010	
								Budget	Yr End	Dept.	Manager
No.	Code	Org. #	Exp	Code	Code	Description	Actual	Before Cuts	Estimate	Request	Recomm.
547	417	10541700	51	5122		SALARIES & WAGES-OVERTIME	101	406	402	-	-
548	417	10541700	51	5126		SALARIES & WAGES-TEMP AND PART	14,395	8,929	8,834	-	-
549	417	10541700	51	5127		SALARIES & WAGES-PART-TIME ELE	-	-	-	-	-
550	417	10541700	51	5132		SEPARATION ALLOWANCE	6,087	5,714	5,714	5,781	5,781
551	417	10541700	51	5133		401-K SUPP RET PLAN -LEO	-	-	-	-	-
552	417	10541700	51	5134		401-K SUPP RET PLAN -OTHER	13,007	12,209	12,209	12,353	12,353
553	417	10541700	51	5170		BOARD MEMBER COMPENSATION	7,475	7,800	5,200	7,800	7,800
554	417	10541700	51	5180		RET CONTRIB-LAW ENFORCEMENT	-	-	-	-	-
555	417	10541700	51	5181		FICA CONTRIBUTIONS	18,129	19,965	19,965	19,497	19,497
556	417	10541700	51	5182		RET CONTRIB. - OTHER EMPLOYEES	12,721	11,940	11,940	12,081	12,081
557	417	10541700	51	5183		HEALTH INSURANCE	24,053	24,652	24,652	31,104	31,104
558	417	10541700	51	5184		HEALTH INSURANCE - RETIREES	1,976	5,940	5,940	6,534	6,534
559	417	10541700	51	51841		HEALTH INSURANCE - RETIREES	3,196	3,911	3,911	4,170	4,170
560	417	10541700	51	51842		HEALTH INSURANCE - OPEB	-	1,611	1,611	3,221	3,221
561	417	10541700	51	5185		UNEMPLOYMENT CLAIMS	500	105	105	-	-
562	417	10541700	51	5186		WORKERS COMPENSATION	-	-	-	-	-
563	417	10541700	51	5187		DENTAL INSURANCE	1,815	1,593	1,593	1,872	1,872
564	417	10541700	51	5188		DENTAL INS - RETIREES UNDER 65	149	384	384	384	384
565	417	10541700	51	5189		OTHER FRINGE BENEFITS	-	-	-	-	-
566	417	10541700	51	5190		LIFE INSURANCE - EMPLOYEES	427	409	409	-	-
567	417	10541702	51	5126		SALARIES & WAGES-TEMP AND PART	-	-	-	-	-
568	417	10541702	51	5127		SALARIES & WAGES-PART-TIME ELE	-	-	-	-	-
569	417	10541702	51	5181		FICA CONTRIBUTIONS	-	-	-	-	-
570	417	10541709	51	5121		SALARIES & WAGES	-	-	-	-	-
571	417	10541709	51	5122		SALARIES & WAGES-OVERTIME	13,502	23,241	22,993	4,650	4,650
572	417	10541709	51	5126		SALARIES & WAGES-TEMP AND PART	117,055	76,902	76,080	57,387	57,387
573	417	10541709	51	5127		SALARIES & WAGES-PART-TIME ELE	383	54,349	54,349	89,833	89,833
574	417	10541709	51	5132		SEPARATION ALLOWANCE	382	520	520	-	-
575	417	10541709	51	5133		401-K SUPP RET PLAN -LEO	-	-	-	-	-
576	417	10541709	51	5134		401-K SUPP RET PLAN -OTHER	817	1,111	1,111	-	-
577	417	10541709	51	5180		RET CONTRIB-LAW ENFORCEMENT	-	-	-	-	-
578	417	10541709	51	5181		FICA CONTRIBUTIONS	13,338	8,368	8,368	11,618	11,618
579	417	10541709	51	5182		RET CONTRIB. - OTHER EMPLOYEES	799	1,086	1,086	-	-
580	417	10541709	51	5183		HEALTH INSURANCE	805	926	926	-	-
581	417	10541709	51	5187		DENTAL INSURANCE	61	60	60	-	-
582	417	10541709	51	5190		LIFE INSURANCE - EMPLOYEES	13	18	18	-	-
583				51 Total			513,968	524,440	509,098	515,349	515,349
584	417	10541700	52	5220		FOOD AND PROVISIONS	1,304	1,588	1,588	1,178	1,178
585	417	10541700	52	5233		PERIODICALS BOOKS & OTHER PUB	385	525	525	332	332
586	417	10541700	52	5260		PRINTING AND OFFICE SUPPLIES	12,367	99,232	99,232	6,200	6,200
587	417	10541700	52	5265		OFFICE COMPUTER EQUIPMENT	3,131	2,988	2,988	-	-
588	417	10541700	52	5290		TOOLS AND SUPPLIES	77	78	78	78	78
589	417	10541700	52	5311		TRAVEL	2,011	2,000	2,000	2,000	2,000
590	417	10541700	52	5312		TRAVEL SUBSISTENCE	4,607	5,385	5,385	7,100	7,100
591	417	10541700	52	5321		TELEPHONE AND COMMUNICATIONS	1,969	2,812	2,812	5,600	5,600
592	417	10541700	52	5325		POSTAGE	20,725	15,660	15,660	15,660	15,660
593	417	10541700	52	5352		MAINT & REPAIRS-EQUIPMENT	47,175	49,093	49,093	58,500	58,500
594	417	10541700	52	5353		MAINT & REPAIRS-FUEL GAS	48	190	190	100	100
595	417	10541700	52	5354		MAINT AGREEMNTS-COMP.SOFTWARE	-	-	-	-	-
596	417	10541700	52	5355		MAINT & REPAIRS-INSUR REFUNDS	-	-	-	-	-
597	417	10541700	52	5357		IDC-PROP MGMT OPER CHARGES	80,027	71,288	71,288	62,725	62,725
598	417	10541700	52	5358		MAINT & REPAIRS-VEH INTERDEPT	-	-	-	-	-
599	417	10541700	52	5370		ADVERTISING/EMPL.RECONGNITION	479	(6)	(6)	-	-
600	417	10541700	52	5381		PROFESSIONAL SERVICES	589	1,322	1,322	1,588	1,588
601	417	10541700	52	5382		LEGAL SERVICES	-	-	-	400	400
602	417	10541700	52	5383		MEDICAL SERVICES	325	275	275	275	275
603	417	10541700	52	5393		TEMPORARY HELP SERVICES	-	-	-	-	-
604	417	10541700	52	5395		EDUCATION EXPENSES	3,355	1,555	1,555	1,770	1,770
605	417	10541700	52	5410		RENTAL OF REAL PROPERTY	-	-	-	-	-
606	417	10541700	52	5430		RENTAL OF EQUIPMENT	2,040	1,859	1,859	2,040	2,040
607	417	10541700	52	5450		INSURANCE AND BONDING	7,669	5,272	5,272	5,272	5,272
608	417	10541700	52	5491		DUES AND MEMBERSHIPS	463	665	665	495	495
609	417	10541701	52	5260		PRINTING AND OFFICE SUPPLIES	-	-	-	-	-
610	417	10541701	52	5290		TOOLS AND SUPPLIES	-	-	-	-	-
611	417	10541701	52	5381		PROFESSIONAL SERVICES	-	-	-	-	-
612	417	10541702	52	5260		PRINTING AND OFFICE SUPPLIES	-	-	-	-	-
613	417	10541703	52	5260		PRINTING AND OFFICE SUPPLIES	-	-	-	-	-
614	417	10541703	52	5290		TOOLS AND SUPPLIES	-	-	-	-	-
615	417	10541704	52	5325		POSTAGE	-	-	-	-	-
616	417	10541705	52	5260		PRINTING AND OFFICE SUPPLIES	-	-	-	-	-
617	417	10541706	52	5260		PRINTING AND OFFICE SUPPLIES	-	-	-	-	-
618	417	10541709	52	5220		FOOD AND PROVISIONS	956	797	797	1,000	1,000
619	417	10541709	52	5260		PRINTING AND OFFICE SUPPLIES	116,506	68,378	68,378	151,930	151,930
620	417	10541709	52	5290		TOOLS AND SUPPLIES	8,876	13,498	13,498	13,500	13,500
621	417	10541709	52	5311		TRAVEL	3,165	1,782	1,782	5,900	5,900
622	417	10541709	52	5321		TELEPHONE AND COMMUNICATIONS	8,389	5,300	5,300	6,550	6,550
623	417	10541709	52	5325		POSTAGE	466	7,030	7,030	2,050	2,050
624	417	10541709	52	5352		MAINT & REPAIRS-EQUIPMENT	-	-	-	-	-

Union County, NC - FY2010 Budget Worksheet							May 15th, 2009				
Line	Dept	Dept	Rev	Obj.	Proj.	Account	FY2008	FY2009		FY2010	
								Budget	Yr End	Dept.	Manager
No.	Code	Org. #	Exp	Code	Code	Description	Actual	Before Cuts	Estimate	Request	Recomm.
625	417	10541709	52	5353		MAINT & REPAIRS-FUEL GAS	89	-	-	-	-
626	417	10541709	52	5370		ADVERTISING/EMPL.RECOGNITION	2,820	711	711	3,000	3,000
627	417	10541709	52	5381		PROFESSIONAL SERVICES	27,723	10,613	10,613	32,600	32,600
628	417	10541709	52	5393		TEMPORARY HELP SERVICES	142,995	51,267	51,267	118,120	117,809
629	417	10541709	52	5410		RENTAL OF REAL PROPERTY	8,975	3,150	3,150	9,150	9,150
630	417	10541709	52	5430		RENTAL OF EQUIPMENT	-	-	-	-	-
631						52 Total	509,706	424,307	424,307	515,113	514,802
632	417	10541700	55	5510		OFFICE FURNITURE AND EQUIPMENT	-	-	-	-	-
633	417	10541700	55	5550		OTHER EQUIPMENT	-	-	-	-	-
634	417	10541700	55	5580		BUILDINGS AND IMPROVEMENTS	-	-	-	-	-
635						55 Total	-	-	-	-	-
636	417	10541700	56	5730		INST FIN PRINCIPAL	-	-	-	-	-
637	417	10541700	56	5920		CONTINGENCY	-	(4,533)	-	-	-
638	417	10541709	56	5920		CONTINGENCY	-	52,797	-	-	(40,000)
639						56 Total	-	48,264	-	-	(40,000)
640	417	10441700	60	4290		DEPT INTERGOV RECEIPTS RIG-LSR	(18,750)	(1,000)	(19,225)	(19,225)	(19,225)
641	417	10441700	60	4308		FED GRANT-HAVA	(79,621)	(62,530)	(231,139)	(56,000)	(56,000)
642	417	10441700	60	4406		ST GRANT-MISC EQUIPMENT	-	-	-	-	-
643	417	10441700	60	4408		ST GRANT	-	-	-	-	-
644	417	10441700	60	4510		DEPT SERVICE CHARGES	(429)	(500)	(277)	(300)	(300)
645	417	10441700	60	4730		INST FING PROCEEDS	-	-	-	-	-
646	417	10441700	60	4850		MISC REVENUE-INSURANCE REFUNDS	-	-	-	-	-
647	417	10441700	60	4892		MISC REVENUE-NSF CHECK FEE	-	-	-	-	-
648	417	10441700	60	4920		CONTINGENCY	-	17,600	-	-	-
649	417	10441701	60	4408		ST GRANT-GENERAL	-	-	-	-	-
650	417	10441702	60	4408		ST GRANT-GENERAL	-	-	-	-	-
651	417	10441703	60	4408		ST GRANT-GENERAL	-	-	-	-	-
652	417	10441704	60	4408		ST GRANT-GENERAL	-	-	-	-	-
653	417	10441705	60	4408		ST GRANT-GENERAL	-	-	-	-	-
654	417	10441706	60	4408		ST GRANT-GENERAL	-	-	-	-	-
655	417	10441709	60	4290		DEPT INTERGOV RECEIPTS RIG-LSR	(32,333)	-	-	(166,370)	(166,370)
656	417	10441709	60	4510		DEPT SRV CHRGS	(2,658)	-	-	(500)	(500)
657						60 Total	(133,790)	(46,430)	(250,641)	(242,395)	(242,395)
658	417	Total					889,884	950,581	682,764	788,067	747,756
659	418	10541800	51	5121		SALARIES & WAGES	447,495	468,033	463,030	441,256	441,256
660	418	10541800	51	5122		SALARIES & WAGES-OVERTIME	2,260	-	-	-	-
661	418	10541800	51	5123		SALARIES & WAGES ...	-	-	-	-	-
662	418	10541800	51	5126		SALARIES & WAGES-TEMP AND PART	9,100	4,800	4,748	-	-
663	418	10541800	51	5132		SEPARATION ALLOWANCE	10,525	10,774	10,774	10,325	10,325
664	418	10541800	51	5134		401-K SUPP RET PLAN -OTHER	22,488	23,020	23,020	22,063	22,063
665	418	10541800	51	5181		FICA CONTRIBUTIONS	34,070	34,522	34,522	33,756	33,756
666	418	10541800	51	5182		RET CONTRIB. - OTHER EMPLOYEES	21,993	22,514	22,514	21,577	21,577
667	418	10541800	51	5183		HEALTH INSURANCE	91,549	96,404	96,404	93,312	93,312
668	418	10541800	51	5184		HEALTH INSURANCE - RETIREES	7,355	8,844	8,844	9,728	9,728
669	418	10541800	51	51841		HEALTH INSURANCE - RETIREES	5,846	6,282	6,282	6,677	6,677
670	418	10541800	51	51842		HEALTH INSURANCE - OPEB	-	4,832	4,832	9,664	9,664
671	418	10541800	51	5185		UNEMPLOYMENT CLAIMS	-	7,748	7,748	-	-
672	418	10541800	51	5186		WORKERS COMPENSATION	-	-	-	-	-
673	418	10541800	51	5187		DENTAL INSURANCE	5,741	5,206	5,206	5,616	5,616
674	418	10541800	51	5188		DENTAL INS - RETIREES UNDER 65	374	384	384	384	384
675	418	10541800	51	5189		OTHER FRINGE BENEFITS	22,678	16,000	16,000	17,000	17,000
676	418	10541800	51	5190		LIFE INSURANCE - EMPLOYEES	783	809	809	-	-
677	418	10541800	51	5192		PERSONNEL EXPENSE-CONTINGENCY	-	-	-	-	-
678						51 Total	682,255	710,172	705,117	671,358	671,358
679	418	10541800	52	5220		FOOD AND PROVISIONS	2,123	2,106	2,106	2,100	2,100
680	418	10541800	52	5233		PERIODICALS BOOKS & OTHER PUB	200	100	100	100	100
681	418	10541800	52	5260		PRINTING AND OFFICE SUPPLIES	22,553	28,549	28,549	30,851	30,851
682	418	10541800	52	5265		OFFICE COMPUTER EQUIPMENT	6,439	1,497	1,497	-	-
683	418	10541800	52	5290		TOOLS AND SUPPLIES	-	-	-	-	-
684	418	10541800	52	5299		MISCELLANEOUS	27	-	-	-	-
685	418	10541800	52	5311		TRAVEL	2,177	1,574	1,574	2,000	2,000
686	418	10541800	52	5312		TRAVEL SUBSISTENCE	3,629	3,281	3,281	4,000	4,000
687	418	10541800	52	5321		TELEPHONE AND COMMUNICATIONS	490	522	522	560	560
688	418	10541800	52	5325		POSTAGE	6,842	5,361	5,361	5,500	5,500
689	418	10541800	52	5352		MAINT & REPAIRS-EQUIPMENT	7,040	6,557	6,557	4,500	4,500
690	418	10541800	52	5354		MAINT AGREEMNTS-COMP.SOFTWARE	-	-	-	-	-
691	418	10541800	52	5357		IDC-PROP MGNT OPER CHARGES	60,643	85,558	85,558	80,808	80,808
692	418	10541800	52	5370		ADVERTISING/EMPL.RECOGNITION	-	-	-	-	-
693	418	10541800	52	5381		PROFESSIONAL SERVICES	357,187	204,092	204,092	349,501	224,501
694	418	10541800	52	5382		LEGAL SERVICES	-	-	-	-	-
695	418	10541800	52	5383		MEDICAL SERVICES	200	200	200	200	200
696	418	10541800	52	5395		EDUCATION EXPENSES	2,184	2,400	2,400	3,000	3,000
697	418	10541800	52	5430		RENTAL OF EQUIPMENT	5,915	5,475	5,475	-	-
698	418	10541800	52	5450		INSURANCE AND BONDING	3,401	3,464	3,464	3,464	3,464
699	418	10541800	52	5451		INSURANCE DEDUCTIBLE	-	-	-	-	-
700	418	10541800	52	5491		DUES AND MEMBERSHIPS	770	843	843	1,300	1,300
701	418	10541800	52	5492		UNCOLLECTIBLE ACCOUNTS	-	-	-	-	-
702						52 Total	481,819	351,579	351,579	487,884	362,884

Union County, NC - FY2010 Budget Worksheet							May 15th, 2009				
Line	Dept	Dept	Rev	Obj.	Proj.	Account	FY2008	FY2009		FY2010	
No.	Code	Org. #	Exp	Code	Code	Description	Actual	Budget Before Cuts	Yr End Estimate	Dept. Request	Manager Recomm.
703	418	10541800	55	5510		OFFICE FURNITURE AND EQUIPMENT	-	-	-	-	-
704			55 Total				-	-	-	-	-
705	418	10541800	56	5920		CONTINGENCY	-	143,699	-	-	-
706			56 Total				-	143,699	-	-	-
707	418	10441800	60	4500		DEPT PERMIT CHARGES	(1,373,860)	(1,356,000)	(950,000)	(900,000)	(900,000)
708	418	10441800	60	4510		DEPT SRV CHRGS	(116,647)	(114,000)	(100,000)	(100,000)	(100,000)
709	418	10441800	60	4890		MISC REVENUE-OVERAGE/SHORTAGE	(161)	-	(172)	-	-
710	418	10441800	60	4892		MISC REVENUE-NSF CHECK FEE	(480)	-	(120)	-	-
711			60 Total				(1,491,148)	(1,470,000)	(1,050,292)	(1,000,000)	(1,000,000)
712	418 Total						(327,073)	(264,550)	6,404	159,242	34,242
713	421	10542100	51	5121		SALARIES & WAGES	454,088	468,151	463,147	460,958	460,958
714	421	10542100	51	5122		SALARIES & WAGES-OVERTIME	20	-	-	200	200
715	421	10542100	51	5126		SALARIES & WAGES-TEMP AND PART	-	-	-	-	-
716	421	10542100	51	5128		TRAVEL ALLOWANCE	4,840	4,960	4,960	4,800	4,800
717	421	10542100	51	5132		SEPARATION ALLOWANCE	10,626	10,838	10,838	10,791	10,791
718	421	10542100	51	5134		401-K SUPP RET PLAN -OTHER	22,705	23,157	23,157	23,058	23,058
719	421	10542100	51	5181		FICA CONTRIBUTIONS	33,719	34,187	34,187	35,646	35,646
720	421	10542100	51	5182		RET CONTRIB. - OTHER EMPLOYEES	22,206	22,648	22,648	22,551	22,551
721	421	10542100	51	5183		HEALTH INSURANCE	47,943	55,053	55,053	54,432	54,432
722	421	10542100	51	51842		HEALTH INSURANCE - OPEB	-	2,819	2,819	5,638	5,638
723	421	10542100	51	5185		UNEMPLOYMENT CLAIMS	-	2,300	2,300	-	-
724	421	10542100	51	5186		WORKERS COMPENSATION	-	-	-	-	-
725	421	10542100	51	5187		DENTAL INSURANCE	3,152	2,893	2,893	3,276	3,276
726	421	10542100	51	5189		OTHER FRINGE BENEFITS	-	-	-	-	-
727	421	10542100	51	5190		LIFE INSURANCE - EMPLOYEES	798	816	816	-	-
728	421	10542100	51	5192		PERSONNEL EXPENSE-CONTINGENCY	-	-	-	-	-
729	421	10542200	51	5121		SALARIES & WAGES	170,208	173,866	172,007	146,201	146,201
730	421	10542200	51	5122		SALARIES & WAGES-OVERTIME	-	-	-	-	-
731	421	10542200	51	5132		SEPARATION ALLOWANCE	3,983	3,971	3,971	3,421	3,421
732	421	10542200	51	5134		401-K SUPP RET PLAN -OTHER	8,511	8,486	8,486	7,310	7,310
733	421	10542200	51	5181		FICA CONTRIBUTIONS	12,839	13,902	13,902	11,184	11,184
734	421	10542200	51	5182		RET CONTRIB. - OTHER EMPLOYEES	8,323	8,618	8,618	7,149	7,149
735	421	10542200	51	5183		HEALTH INSURANCE	23,504	24,994	24,994	23,328	23,328
736	421	10542200	51	51842		HEALTH INSURANCE - OPEB	-	1,208	1,208	2,416	2,416
737	421	10542200	51	5186		WORKERS COMPENSATION	-	-	-	-	-
738	421	10542200	51	5187		DENTAL INSURANCE	1,633	1,487	1,487	1,404	1,404
739	421	10542200	51	5190		LIFE INSURANCE - EMPLOYEES	295	311	311	-	-
740			51 Total				829,393	864,665	857,802	823,763	823,763
741	421	10542100	52	5220		FOOD AND PROVISIONS	1,111	775	775	775	775
742	421	10542100	52	5233		PERIODICALS BOOKS & OTHER PUB	1,499	1,800	1,800	3,500	3,500
743	421	10542100	52	5260		PRINTING AND OFFICE SUPPLIES	22,393	19,930	19,930	20,000	20,000
744	421	10542100	52	5265		OFFICE COMPUTER EQUIPMENT	106,480	34,718	34,718	34,718	31,702
745	421	10542100	52	5290		TOOLS AND SUPPLIES	393	237	237	250	250
746	421	10542100	52	5311		TRAVEL	3,756	2,464	2,464	2,464	2,464
747	421	10542100	52	5312		TRAVEL SUBSISTENCE	2,441	2,419	2,419	2,419	2,419
748	421	10542100	52	5321		TELEPHONE AND COMMUNICATIONS	75,635	81,089	81,089	83,772	83,772
749	421	10542100	52	5325		POSTAGE	637	439	439	450	450
750	421	10542100	52	5351		MAINT & REPAIRS-BUILDINGS	102	150	150	-	-
751	421	10542100	52	5352		MAINT & REPAIRS-EQUIPMENT	93,203	111,116	111,116	108,080	108,080
752	421	10542100	52	5353		MAINT & REPAIRS-FUEL GAS	739	450	450	525	525
753	421	10542100	52	5354		MAINT AGREEMNTS-COMP.SOFTWARE	257,793	304,222	304,222	339,358	322,222
754	421	10542100	52	5356		MAINT & REPAIRS-LAND & IMPRVS	-	-	-	-	-
755	421	10542100	52	5357		IDC-PROP MGNT OPER CHARGES	74,743	33,854	33,854	31,974	31,974
756	421	10542100	52	5358		MAINT & REPAIRS-VEH INTERDEPT	977	71	71	1,163	1,163
757	421	10542100	52	5360		M&R-VEHICLE-NONPREVENTABLES	-	16	16	7	-
758	421	10542100	52	5370		ADVERTISING/EMPL.RECONGNITION	-	-	-	-	-
759	421	10542100	52	5381		PROFESSIONAL SERVICES	239,362	113,946	113,946	117,500	117,500
760	421	10542100	52	5382		LEGAL SERVICES	-	-	-	-	-
761	421	10542100	52	5383		MEDICAL SERVICES	75	75	75	75	75
762	421	10542100	52	5393		TEMPORARY HELP SERVICES	-	-	-	-	-
763	421	10542100	52	5395		EDUCATION EXPENSES	10,863	15,157	15,157	13,000	10,000
764	421	10542100	52	5410		RENTAL OF REAL PROPERTY	-	-	-	-	-
765	421	10542100	52	5430		RENTAL OF EQUIPMENT	17,005	-	-	-	-
766	421	10542100	52	5450		INSURANCE AND BONDING	8,063	5,954	5,954	5,954	5,954
767	421	10542100	52	5491		DUES AND MEMBERSHIPS	15,395	13,919	13,919	13,919	13,919
768	421	10542109	52	5260		PRINTING AND OFFICE SUPPLIES	10,323	1,200	1,200	1,200	1,200
769	421	10542109	52	5265		OFFICE COMPUTER EQUIPMENT	-	-	-	-	-
770	421	10542109	52	5290		TOOLS AND SUPPLIES	-	-	-	-	-
771	421	10542109	52	5311		TRAVEL	-	-	-	-	-
772	421	10542109	52	5312		TRAVEL SUBSISTENCE	-	-	-	-	-
773	421	10542109	52	5321		TELEPHONE AND COMMUNICATIONS	63,111	60,719	60,719	61,215	60,719
774	421	10542109	52	5352		MAINT & REPAIRS-EQUIPMENT	36,656	37,593	37,593	37,600	37,593
775	421	10542109	52	5354		MAINT AGREEMNTS-COMP.SOFTWARE	-	-	-	-	-
776	421	10542109	52	5381		PROFESSIONAL SERVICES	440	-	-	-	-
777	421	10542109	52	5395		EDUCATION EXPENSES	-	-	-	-	-
778	421	10542121	52	5354		IDC-INFO TECH CHARGES (5354)	-	-	-	-	-
779	421	10542200	52	5220		FOOD AND PROVISIONS	99	94	94	100	94
780	421	10542200	52	5233		PERIODICALS BOOKS & OTHER PUB	2,051	975	975	975	975

Union County, NC - FY2010 Budget Worksheet							May 15th, 2009				
Line	Dept	Dept	Rev	Obj.	Proj.	Account	FY2008	FY2009		FY2010	
								Budget	Yr End	Dept.	Manager
No.	Code	Org. #	Exp	Code	Code	Description	Actual	Before Cuts	Estimate	Request	Recomm.
781	421	10542200	52	5260		PRINTING AND OFFICE SUPPLIES	2,539	4,281	4,281	4,281	4,281
782	421	10542200	52	5265		OFFICE COMPUTER EQUIPMENT	650	-	-	-	-
783	421	10542200	52	5290		TOOLS AND SUPPLIES	-	-	-	-	-
784	421	10542200	52	5311		TRAVEL	1,472	760	760	760	760
785	421	10542200	52	5312		TRAVEL SUBSISTENCE	9	3,291	3,291	3,291	3,291
786	421	10542200	52	5321		TELEPHONE AND COMMUNICATIONS	3,398	3,219	3,219	2,875	2,823
787	421	10542200	52	5325		POSTAGE	246	245	245	200	200
788	421	10542200	52	5352		MAINT & REPAIRS-EQUIPMENT	-	1,200	1,200	1,200	1,200
789	421	10542200	52	5354		MAINT AGREEMNTS-COMP.SOFTWARE	41,184	41,468	41,468	41,668	41,468
790	421	10542200	52	5370		ADVERTISING/EMPL.RECONGNITION	-	-	-	-	-
791	421	10542200	52	5381		PROFESSIONAL SERVICES	5,436	6,066	6,066	6,045	6,045
792	421	10542200	52	5383		MEDICAL SERVICES	-	-	-	-	-
793	421	10542200	52	5395		EDUCATION EXPENSES	6,719	5,877	5,877	3,050	3,050
794	421	10542200	52	5450		INSURANCE AND BONDING	835	647	647	647	647
795	421	10542200	52	5491		DUES AND MEMBERSHIPS	-	-	-	-	-
796				52 Total			1,107,834	910,436	910,436	945,010	921,090
797	421	10542100	55	5510		OFFICE FURNITURE AND EQUIPMENT	-	208,587	208,587	-	-
798	421	10542100	55	5540		VEHICLES	-	-	-	-	-
799	421	10542100	55	5550		OTHER EQUIPMENT	31,600	-	-	-	-
800	421	10542100	55	5580		BUILDINGS AND IMPROVEMENTS	-	-	-	-	-
801	421	10542109	55	5510		OFFICE FURNITURE AND EQUIPMENT	-	118,446	118,446	-	-
802	421	10542200	55	5510		OFFICE FURNITURE AND EQUIPMENT	-	-	-	-	-
803				55 Total			31,600	327,033	327,033	-	-
804	421	10542100	56	5040		IFT TO GENERAL CAPITAL PROJ FD	-	-	-	-	-
805	421	10542100	56	5920		CONTINGENCY	-	284,609	-	-	-
806	421	10542109	56	5920		CONTINGENCY	-	184,991	-	-	-
807	421	10542121	56	5800		IDC-ITS 542100 CAP CHARGES	-	-	-	-	-
808	421	10542200	56	5800		IDC-GIS 542100 CAP CHARGES	-	(44,786)	(44,786)	(44,786)	(44,787)
809	421	10542200	56	5920		CONTINGENCY	-	115,014	-	-	-
810				56 Total			-	539,828	(44,786)	(44,786)	(44,787)
811	421	10442100	60	4327		FED GRANT-FEMA	-	-	-	-	-
812	421	10442200	60	4510		DEPT SRV CHRGS	(1,622)	(1,630)	(839)	(850)	(850)
813				60 Total			(1,622)	(1,630)	(839)	(850)	(850)
814	421 Total						1,967,205	2,640,332	2,049,646	1,723,137	1,699,216
815	426	10542400	51	5121		SALARIES & WAGES	-	-	-	-	-
816	426	10542400	51	5122		SALARIES & WAGES-OVERTIME	-	-	-	-	-
817	426	10542400	51	5126		SALARIES & WAGES-TEMP AND PART	-	-	-	-	-
818	426	10542400	51	5132		SEPARATION ALLOWANCE	-	-	-	-	-
819	426	10542400	51	5134		401-K SUPP RET PLAN -OTHER	-	-	-	-	-
820	426	10542400	51	5139		COMMUTING - NONCASH	-	-	-	-	-
821	426	10542400	51	5181		FICA CONTRIBUTIONS	-	-	-	-	-
822	426	10542400	51	5182		RET CONTRIB. - OTHER EMPLOYEES	-	-	-	-	-
823	426	10542400	51	5183		HEALTH INSURANCE	-	-	-	-	-
824	426	10542400	51	5184		HEALTH INSURANCE - RETIREES	-	-	-	-	-
825	426	10542400	51	5186		WORKERS COMPENSATION	-	-	-	-	-
826	426	10542400	51	5187		DENTAL INSURANCE	-	-	-	-	-
827	426	10542400	51	5190		LIFE INSURANCE - EMPLOYEES	-	-	-	-	-
828	426	10542500	51	5121		SALARIES & WAGES	159,087	156,345	153,156	140,875	140,875
829	426	10542500	51	5132		SEPARATION ALLOWANCE	3,723	3,699	3,699	3,296	3,296
830	426	10542500	51	5134		401-K SUPP RET PLAN -OTHER	7,954	7,820	7,820	7,044	7,044
831	426	10542500	51	5139		COMMUTING - NONCASH	-	-	-	-	-
832	426	10542500	51	5181		FICA CONTRIBUTIONS	11,904	12,157	12,157	10,777	10,777
833	426	10542500	51	5182		RET CONTRIB. - OTHER EMPLOYEES	7,779	7,594	7,594	6,889	6,889
834	426	10542500	51	5183		HEALTH INSURANCE	17,978	20,907	20,907	23,328	23,328
835	426	10542500	51	5184		HEALTH INSURANCE - RETIREES	-	-	-	-	-
836	426	10542500	51	51841		HEALTH INSURANCE - RETIREES	2,923	3,141	3,141	3,339	3,339
837	426	10542500	51	51842		HEALTH INSURANCE - OPEB	-	1,208	1,208	2,416	2,416
838	426	10542500	51	5186		WORKERS COMPENSATION	-	-	-	-	-
839	426	10542500	51	5187		DENTAL INSURANCE	1,248	1,223	1,223	1,404	1,404
840	426	10542500	51	5189		OTHER FRINGE BENEFITS	80	-	-	-	-
841	426	10542500	51	5190		LIFE INSURANCE - EMPLOYEES	276	278	278	-	-
842	426	10542620	51	5121		SALARIES & WAGES	271,294	284,015	280,979	282,663	282,663
843	426	10542620	51	5122		SALARIES & WAGES-OVERTIME	-	-	-	-	-
844	426	10542620	51	5126		SALARIES & WAGES-TEMP AND PART	-	-	-	-	-
845	426	10542620	51	5132		SEPARATION ALLOWANCE	6,348	6,558	6,558	6,614	6,614
846	426	10542620	51	5134		401-K SUPP RET PLAN -OTHER	13,564	14,012	14,012	14,133	14,133
847	426	10542620	51	5139		COMMUTING - NONCASH	-	-	-	-	-
848	426	10542620	51	5181		FICA CONTRIBUTIONS	19,935	20,282	20,282	21,624	21,624
849	426	10542620	51	5182		RET CONTRIB. - OTHER EMPLOYEES	13,266	13,740	13,740	13,822	13,822
850	426	10542620	51	5183		HEALTH INSURANCE	35,593	38,132	38,132	38,880	38,880
851	426	10542620	51	5184		HEALTH INSURANCE - RETIREES	22,174	26,664	26,664	29,330	29,330
852	426	10542620	51	51841		HEALTH INSURANCE - RETIREES	11,691	12,563	12,563	13,353	13,353
853	426	10542620	51	51842		HEALTH INSURANCE - OPEB	-	2,013	2,013	4,027	4,027
854	426	10542620	51	5185		UNEMPLOYMENT CLAIMS	6,266	-	-	-	-
855	426	10542620	51	5186		WORKERS COMPENSATION	-	-	-	-	-
856	426	10542620	51	5187		DENTAL INSURANCE	2,251	2,066	2,066	2,340	2,340
857	426	10542620	51	5188		DENTAL INS - RETIREES UNDER 65	1,495	1,536	1,536	1,536	1,536
858	426	10542620	51	5189		OTHER FRINGE BENEFITS	-	-	-	-	-

Union County, NC - FY2010 Budget Worksheet							May 15th, 2009				
Line	Dept	Dept	Rev	Obj.	Proj.	Account	FY2008	FY2009		FY2010	
								Budget	Yr End	Dept.	Manager
No.	Code	Org. #	Exp	Code	Code	Description	Actual	Before Cuts	Estimate	Request	Recomm.
859	426	10542620	51	5190		LIFE INSURANCE - EMPLOYEES	478	495	495	-	-
860	426	10542622	51	5121		SALARIES & WAGES	-	-	-	-	-
861	426	10542622	51	5122		SALARIES & WAGES-OVERTIME	-	-	-	-	-
862	426	10542622	51	5132		SEPARATION ALLOWANCE	-	-	-	-	-
863	426	10542622	51	5134		401-K SUPP RET PLAN -OTHER	-	-	-	-	-
864	426	10542622	51	5181		FICA CONTRIBUTIONS	-	-	-	-	-
865	426	10542622	51	5182		RET CONTRIB.- OTHER EMPLOYEES	-	-	-	-	-
866	426	10542622	51	5183		HEALTH INSURANCE	-	-	-	-	-
867	426	10542622	51	5186		WORKERS COMPENSATION	-	-	-	-	-
868	426	10542623	51	5121		SALARIES & WAGES	26,636	40,798	40,362	30,846	30,846
869	426	10542623	51	5126		SALARIES & WAGES-TEMP AND PART	11,297	883	874	-	-
870	426	10542623	51	5132		SEPARATION ALLOWANCE	623	1,024	1,024	722	722
871	426	10542623	51	5134		401-K SUPP RET PLAN -OTHER	1,332	2,187	2,187	1,542	1,542
872	426	10542623	51	5181		FICA CONTRIBUTIONS	2,903	3,551	3,551	2,360	2,360
873	426	10542623	51	5182		RET CONTRIB.- OTHER EMPLOYEES	1,303	2,077	2,077	1,508	1,508
874	426	10542623	51	5183		HEALTH INSURANCE	5,968	6,395	6,395	7,776	7,776
875	426	10542623	51	51842		HEALTH INSURANCE - OPEB	-	403	403	805	805
876	426	10542623	51	5186		WORKERS COMPENSATION	-	-	-	-	-
877	426	10542623	51	5187		DENTAL INSURANCE	450	413	413	468	468
878	426	10542623	51	5190		LIFE INSURANCE - EMPLOYEES	47	75	75	-	-
879	426	10542624	51	5121		SALARIES & WAGES	-	-	-	-	-
880	426	10542624	51	5122		SALARIES & WAGES-OVERTIME	-	-	-	-	-
881	426	10542624	51	5132		SEPARATION ALLOWANCE	-	-	-	-	-
882	426	10542624	51	5134		401-K SUPP RET PLAN -OTHER	-	-	-	-	-
883	426	10542624	51	5181		FICA CONTRIBUTIONS	-	-	-	-	-
884	426	10542624	51	5182		RET CONTRIB.- OTHER EMPLOYEES	-	-	-	-	-
885	426	10542624	51	5183		HEALTH INSURANCE	-	-	-	-	-
886	426	10542624	51	5186		WORKERS COMPENSATION	-	-	-	-	-
887	426	10542627	51	5126		SALARIES & WAGES-TEMP AND PART	-	-	-	-	-
888	426	10542627	51	5181		FICA CONTRIBUTIONS	-	-	-	-	-
889	426	10542627	51	5186		WORKERS COMPENSATION	-	-	-	-	-
890				51 Total			667,866	694,254	687,584	673,717	673,717
891	426	10542400	52	5211		CLEANING & JANITORIAL SUPPLIES	-	-	-	-	-
892	426	10542400	52	5220		FOOD AND PROVISIONS	-	-	-	-	-
893	426	10542400	52	5233		PERIODICALS BOOKS & OTHER PUB	-	-	-	-	-
894	426	10542400	52	5260		PRINTING AND OFFICE SUPPLIES	-	-	-	-	-
895	426	10542400	52	5265		OFFICE COMPUTER EQUIPMENT	-	-	-	-	-
896	426	10542400	52	5270		INVENTORY	-	-	-	-	-
897	426	10542400	52	5290		TOOLS AND SUPPLIES	-	-	-	-	-
898	426	10542400	52	5311		TRAVEL	-	-	-	-	-
899	426	10542400	52	5312		TRAVEL SUBSISTENCE	-	-	-	-	-
900	426	10542400	52	5321		TELEPHONE AND COMMUNICATIONS	-	-	-	-	-
901	426	10542400	52	5325		POSTAGE	-	-	-	-	-
902	426	10542400	52	5352		MAINT & REPAIRS-EQUIPMENT	-	-	-	-	-
903	426	10542400	52	5353		MAINT & REPAIRS-FUEL GAS	-	-	-	-	-
904	426	10542400	52	5354		MAINT AGREEMNTS-COMP.SOFTWARE	-	-	-	-	-
905	426	10542400	52	5358		MAINT & REPAIRS-VEH INTERDEPT	-	-	-	-	-
906	426	10542400	52	5370		ADVERTISING/EMPL.RECONGNITION	-	-	-	-	-
907	426	10542400	52	5381		PROFESSIONAL SERVICES	(5)	-	-	-	-
908	426	10542400	52	5395		EDUCATION EXPENSES	-	-	-	-	-
909	426	10542400	52	5430		RENTAL OF EQUIPMENT	-	-	-	-	-
910	426	10542400	52	5450		INSURANCE AND BONDING	-	-	-	-	-
911	426	10542400	52	5491		DUES AND MEMBERSHIPS	-	-	-	-	-
912	426	10542408	52	5270		INVENTORY	44,410	50,558	50,558	49,515	49,515
913	426	10542408	52	52701		NON-BUDGETARY YR END INVENTORY	-	-	-	-	-
914	426	10542408	52	5430		RENTAL OF EQUIPMENT	-	6,690	6,690	6,690	6,690
915	426	10542500	52	5211		CLEANING & JANITORIAL SUPPLIES	-	-	-	-	-
916	426	10542500	52	5220		FOOD AND PROVISIONS	147	94	94	75	75
917	426	10542500	52	5233		PERIODICALS BOOKS & OTHER PUB	132	150	150	150	150
918	426	10542500	52	5260		PRINTING AND OFFICE SUPPLIES	5,038	2,900	2,900	2,000	2,000
919	426	10542500	52	5265		OFFICE COMPUTER EQUIPMENT	-	-	-	300	300
920	426	10542500	52	5270		INVENTORY	37,978	38,154	38,154	38,000	38,000
921	426	10542500	52	52701		NON-BUDGETARY YR END INVENTORY	(1,620)	-	-	-	-
922	426	10542500	52	5290		TOOLS AND SUPPLIES	7,281	1,496	1,496	4,500	4,500
923	426	10542500	52	5321		TELEPHONE AND COMMUNICATIONS	582	1,200	1,200	1,200	1,200
924	426	10542500	52	5330		UTILITIES	-	-	-	-	-
925	426	10542500	52	5351		MAINT & REPAIRS-BUILDINGS	-	-	-	-	-
926	426	10542500	52	5352		MAINT & REPAIRS-EQUIPMENT	1,859	1,500	1,500	1,500	1,500
927	426	10542500	52	5353		MAINT & REPAIRS-FUEL GAS	3,638	2,788	2,788	3,127	3,127
928	426	10542500	52	5354		MAINT AGREEMNTS-COMP.SOFTWARE	2,173	3,198	3,198	3,228	3,228
929	426	10542500	52	5357		IDC-PROP MGNT OPER CHARGES	25,185	65,643	65,643	65,688	65,688
930	426	10542500	52	5358		MAINT & REPAIRS-VEH INTERDEPT	215,415	240,658	240,658	241,000	241,000
931	426	10542500	52	5359		M&R-VEHICLE-PREVENTABLE ACCDNT	29,282	13,275	13,275	30,000	30,000
932	426	10542500	52	5360		M&R-VEHICLE-NONPREVENTABLES	36,495	25,886	25,886	26,000	26,000
933	426	10542500	52	5381		PROFESSIONAL SERVICES	57	66	66	66	66
934	426	10542500	52	5383		MEDICAL SERVICES	-	-	-	75	75
935	426	10542500	52	5392		LAUNDRY AND DRY CLEANING	-	-	-	-	-
936	426	10542500	52	5395		EDUCATION EXPENSES	100	424	424	450	450

Union County, NC - FY2010 Budget Worksheet							May 15th, 2009				
Line	Dept	Dept	Rev	Obj.	Proj.	Account	FY2008	FY2009		FY2010	
								Budget	Yr End	Dept.	Manager
No.	Code	Org. #	Exp	Code	Code	Description	Actual	Before Cuts	Estimate	Request	Recomm.
937	426	10542500	52	5450		INSURANCE AND BONDING	5,138	3,707	3,707	3,707	3,707
938	426	10542500	52	5451		INSURANCE DEDUCTIBLE	-	-	-	-	-
939	426	10542620	52	5211		CLEANING & JANITORIAL SUPPLIES	9,087	12,173	12,173	11,000	11,000
940	426	10542620	52	5211	400NC	CLEANING & JANITORIAL SUPPLIES	-	-	-	-	-
941	426	10542620	52	5211	AG	CLEANING & JANITORIAL SUPPLIES	-	-	-	-	-
942	426	10542620	52	5211	AGCC	CLEANING & JANITORIAL SUPPLIES	-	-	-	-	-
943	426	10542620	52	5211	FM	CLEANING & JANITORIAL SUPPLIES	-	-	-	-	-
944	426	10542620	52	5211	GC	CLEANING & JANITORIAL SUPPLIES	-	-	-	-	-
945	426	10542620	52	5211	GH	CLEANING & JANITORIAL SUPPLIES	-	-	-	-	-
946	426	10542620	52	5211	HCH	CLEANING & JANITORIAL SUPPLIES	-	-	-	-	-
947	426	10542620	52	5211	HPO	CLEANING & JANITORIAL SUPPLIES	-	-	-	-	-
948	426	10542620	52	5211	JC	CLEANING & JANITORIAL SUPPLIES	-	-	-	-	-
949	426	10542620	52	5211	LEAS	CLEANING & JANITORIAL SUPPLIES	-	-	-	-	-
950	426	10542620	52	5211	LEMN	CLEANING & JANITORIAL SUPPLIES	-	-	-	-	-
951	426	10542620	52	5211	LIBM	CLEANING & JANITORIAL SUPPLIES	-	-	-	-	-
952	426	10542620	52	5211	LIBO	CLEANING & JANITORIAL SUPPLIES	-	-	-	-	-
953	426	10542620	52	5211	PAG	CLEANING & JANITORIAL SUPPLIES	-	-	-	-	-
954	426	10542620	52	5211	PARD	CLEANING & JANITORIAL SUPPLIES	-	-	-	-	-
955	426	10542620	52	5211	PASB	CLEANING & JANITORIAL SUPPLIES	-	-	-	-	-
956	426	10542620	52	5211	PATN	CLEANING & JANITORIAL SUPPLIES	-	-	-	-	-
957	426	10542620	52	5211	UV	CLEANING & JANITORIAL SUPPLIES	-	-	-	-	-
958	426	10542620	52	5211	ZDIR	CLEANING & JANITORIAL SUPPLIES	-	-	-	-	-
959	426	10542620	52	5211	ZSTOK	CLEANING & JANITORIAL SUPPLIES	-	-	-	-	-
960	426	10542620	52	5212		WEARING APPAREL	1,838	1,155	1,155	1,000	1,000
961	426	10542620	52	5220		FOOD AND PROVISIONS	816	800	800	500	500
962	426	10542620	52	5232		AUDIO VISUAL SUPPLIES	-	-	-	-	-
963	426	10542620	52	5233		PERIODICALS BOOKS & OTHER PUB	1,299	550	550	600	600
964	426	10542620	52	5235		AGRICULT ANIMAL SUPP AND EQUIP	-	-	-	-	-
965	426	10542620	52	5239		MEDICAL SUPPLIES AND EQUIPMENT	628	1,474	1,474	1,500	1,500
966	426	10542620	52	5239	400NC	MEDICAL SUPPLIES AND EQUIPMENT	-	-	-	-	-
967	426	10542620	52	5239	AG	MEDICAL SUPPLIES AND EQUIPMENT	-	-	-	-	-
968	426	10542620	52	5239	AGCC	MEDICAL SUPPLIES AND EQUIPMENT	-	-	-	-	-
969	426	10542620	52	5239	FM	MEDICAL SUPPLIES AND EQUIPMENT	-	-	-	-	-
970	426	10542620	52	5239	GC	MEDICAL SUPPLIES AND EQUIPMENT	-	-	-	-	-
971	426	10542620	52	5239	GH	MEDICAL SUPPLIES AND EQUIPMENT	-	-	-	-	-
972	426	10542620	52	5239	HCH	MEDICAL SUPPLIES AND EQUIPMENT	-	-	-	-	-
973	426	10542620	52	5239	HPO	MEDICAL SUPPLIES AND EQUIPMENT	-	-	-	-	-
974	426	10542620	52	5239	JC	MEDICAL SUPPLIES AND EQUIPMENT	-	-	-	-	-
975	426	10542620	52	5239	LEAS	MEDICAL SUPPLIES AND EQUIPMENT	-	-	-	-	-
976	426	10542620	52	5239	LEMN	MEDICAL SUPPLIES AND EQUIPMENT	-	-	-	-	-
977	426	10542620	52	5239	LIBM	MEDICAL SUPPLIES AND EQUIPMENT	-	-	-	-	-
978	426	10542620	52	5239	LIBO	MEDICAL SUPPLIES AND EQUIPMENT	-	-	-	-	-
979	426	10542620	52	5239	PAG	MEDICAL SUPPLIES AND EQUIPMENT	-	-	-	-	-
980	426	10542620	52	5239	PARD	MEDICAL SUPPLIES AND EQUIPMENT	-	-	-	-	-
981	426	10542620	52	5239	PASB	MEDICAL SUPPLIES AND EQUIPMENT	-	-	-	-	-
982	426	10542620	52	5239	PATN	MEDICAL SUPPLIES AND EQUIPMENT	-	-	-	-	-
983	426	10542620	52	5239	UV	MEDICAL SUPPLIES AND EQUIPMENT	-	-	-	-	-
984	426	10542620	52	5239	ZDIR	MEDICAL SUPPLIES AND EQUIPMENT	-	-	-	-	-
985	426	10542620	52	5260		PRINTING AND OFFICE SUPPLIES	19,253	11,809	11,809	11,000	11,000
986	426	10542620	52	5265		OFFICE COMPUTER EQUIPMENT	3,039	563	563	563	563
987	426	10542620	52	5290		TOOLS AND SUPPLIES	126,767	96,845	96,845	87,200	87,200
988	426	10542620	52	5290	400NC	TOOLS AND SUPPLIES	-	-	-	-	-
989	426	10542620	52	5290	AG	TOOLS AND SUPPLIES	-	-	-	-	-
990	426	10542620	52	5290	AGCC	TOOLS AND SUPPLIES	-	-	-	-	-
991	426	10542620	52	5290	FM	TOOLS AND SUPPLIES	-	-	-	-	-
992	426	10542620	52	5290	GC	TOOLS AND SUPPLIES	-	-	-	-	-
993	426	10542620	52	5290	GH	TOOLS AND SUPPLIES	-	-	-	-	-
994	426	10542620	52	5290	HCH	TOOLS AND SUPPLIES	-	-	-	-	-
995	426	10542620	52	5290	HPO	TOOLS AND SUPPLIES	-	-	-	-	-
996	426	10542620	52	5290	JC	TOOLS AND SUPPLIES	-	-	-	-	-
997	426	10542620	52	5290	LEAS	TOOLS AND SUPPLIES	-	-	-	-	-
998	426	10542620	52	5290	LEMN	TOOLS AND SUPPLIES	-	-	-	-	-
999	426	10542620	52	5290	LIBM	TOOLS AND SUPPLIES	-	-	-	-	-
1000	426	10542620	52	5290	LIBO	TOOLS AND SUPPLIES	-	-	-	-	-
1001	426	10542620	52	5290	PAG	TOOLS AND SUPPLIES	-	-	-	-	-
1002	426	10542620	52	5290	PARD	TOOLS AND SUPPLIES	-	-	-	-	-
1003	426	10542620	52	5290	PASB	TOOLS AND SUPPLIES	-	-	-	-	-
1004	426	10542620	52	5290	PATN	TOOLS AND SUPPLIES	-	-	-	-	-
1005	426	10542620	52	5290	UV	TOOLS AND SUPPLIES	-	-	-	-	-
1006	426	10542620	52	5290	ZDIR	TOOLS AND SUPPLIES	-	-	-	-	-
1007	426	10542620	52	5290	ZSTOK	TOOLS AND SUPPLIES	-	-	-	-	-
1008	426	10542620	52	5311		TRAVEL	551	100	100	200	200
1009	426	10542620	52	5312		TRAVEL SUBSISTENCE	1,620	14	14	-	-
1010	426	10542620	52	5321		TELEPHONE AND COMMUNICATIONS	19,351	20,756	20,756	20,756	20,756
1011	426	10542620	52	5321	400NC	TELEPHONE AND COMMUNICATIONS	-	-	-	-	-
1012	426	10542620	52	5321	AG	TELEPHONE AND COMMUNICATIONS	-	-	-	-	-
1013	426	10542620	52	5321	AGCC	TELEPHONE AND COMMUNICATIONS	-	-	-	-	-
1014	426	10542620	52	5321	FM	TELEPHONE AND COMMUNICATIONS	-	-	-	-	-

Union County, NC - FY2010 Budget Worksheet							May 15th, 2009				
Line	Dept	Dept	Rev	Obj.	Proj.	Account	FY2008	FY2009		FY2010	
No.	Code	Org. #	Exp	Code	Code	Description	Actual	Budget Before Cuts	Yr End Estimate	Depart. Request	Manager Recomm.
1015	426	10542620	52	5321	GC	TELEPHONE AND COMMUNICATIONS	-	-	-	-	-
1016	426	10542620	52	5321	GH	TELEPHONE AND COMMUNICATIONS	-	-	-	-	-
1017	426	10542620	52	5321	HCH	TELEPHONE AND COMMUNICATIONS	-	-	-	-	-
1018	426	10542620	52	5321	HPO	TELEPHONE AND COMMUNICATIONS	-	-	-	-	-
1019	426	10542620	52	5321	JC	TELEPHONE AND COMMUNICATIONS	-	-	-	-	-
1020	426	10542620	52	5321	LEAS	TELEPHONE AND COMMUNICATIONS	-	-	-	-	-
1021	426	10542620	52	5321	LEMN	TELEPHONE AND COMMUNICATIONS	-	-	-	-	-
1022	426	10542620	52	5321	LIBM	TELEPHONE AND COMMUNICATIONS	-	-	-	-	-
1023	426	10542620	52	5321	LIBO	TELEPHONE AND COMMUNICATIONS	-	-	-	-	-
1024	426	10542620	52	5321	PAG	TELEPHONE AND COMMUNICATIONS	-	-	-	-	-
1025	426	10542620	52	5321	PARD	TELEPHONE AND COMMUNICATIONS	-	-	-	-	-
1026	426	10542620	52	5321	PASB	TELEPHONE AND COMMUNICATIONS	-	-	-	-	-
1027	426	10542620	52	5321	PATN	TELEPHONE AND COMMUNICATIONS	-	-	-	-	-
1028	426	10542620	52	5321	UV	TELEPHONE AND COMMUNICATIONS	-	-	-	-	-
1029	426	10542620	52	5325		POSTAGE	806	850	850	800	800
1030	426	10542620	52	5330		UTILITIES	1,133,635	1,154,911	1,154,911	1,133,635	1,133,635
1031	426	10542620	52	5330	400NC	UTILITIES	-	-	-	-	-
1032	426	10542620	52	5330	AG	UTILITIES	-	-	-	-	-
1033	426	10542620	52	5330	AGCC	UTILITIES	-	-	-	-	-
1034	426	10542620	52	5330	FM	UTILITIES	-	-	-	-	-
1035	426	10542620	52	5330	GC	UTILITIES	-	-	-	-	-
1036	426	10542620	52	5330	GH	UTILITIES	-	-	-	-	-
1037	426	10542620	52	5330	HCH	UTILITIES	-	-	-	-	-
1038	426	10542620	52	5330	HPO	UTILITIES	-	-	-	-	-
1039	426	10542620	52	5330	JC	UTILITIES	-	-	-	-	-
1040	426	10542620	52	5330	LEAS	UTILITIES	-	-	-	-	-
1041	426	10542620	52	5330	LEMN	UTILITIES	-	-	-	-	-
1042	426	10542620	52	5330	LIBM	UTILITIES	-	-	-	-	-
1043	426	10542620	52	5330	LIBO	UTILITIES	-	-	-	-	-
1044	426	10542620	52	5330	PAG	UTILITIES	-	-	-	-	-
1045	426	10542620	52	5330	PARD	UTILITIES	-	-	-	-	-
1046	426	10542620	52	5330	PASB	UTILITIES	-	-	-	-	-
1047	426	10542620	52	5330	PATN	UTILITIES	-	-	-	-	-
1048	426	10542620	52	5330	UV	UTILITIES	-	-	-	-	-
1049	426	10542620	52	5330	ZSTOK	UTILITIES	-	-	-	-	-
1050	426	10542620	52	5351		MAINT & REPAIRS-BUILDINGS	292,012	231,860	231,860	250,000	250,000
1051	426	10542620	52	5351	400NC	MAINT & REPAIRS-BUILDINGS	-	-	-	-	-
1052	426	10542620	52	5351	AG	MAINT & REPAIRS-BUILDINGS	-	-	-	-	-
1053	426	10542620	52	5351	AGCC	MAINT & REPAIRS-BUILDINGS	-	-	-	-	-
1054	426	10542620	52	5351	FM	MAINT & REPAIRS-BUILDINGS	-	-	-	-	-
1055	426	10542620	52	5351	GC	MAINT & REPAIRS-BUILDINGS	-	-	-	-	-
1056	426	10542620	52	5351	GH	MAINT & REPAIRS-BUILDINGS	-	-	-	-	-
1057	426	10542620	52	5351	HCH	MAINT & REPAIRS-BUILDINGS	-	-	-	-	-
1058	426	10542620	52	5351	HPO	MAINT & REPAIRS-BUILDINGS	-	-	-	-	-
1059	426	10542620	52	5351	JC	MAINT & REPAIRS-BUILDINGS	-	-	-	-	-
1060	426	10542620	52	5351	LEAS	MAINT & REPAIRS-BUILDINGS	-	-	-	-	-
1061	426	10542620	52	5351	LEMN	MAINT & REPAIRS-BUILDINGS	-	-	-	-	-
1062	426	10542620	52	5351	LIBM	MAINT & REPAIRS-BUILDINGS	-	-	-	-	-
1063	426	10542620	52	5351	LIBO	MAINT & REPAIRS-BUILDINGS	-	-	-	-	-
1064	426	10542620	52	5351	PAG	MAINT & REPAIRS-BUILDINGS	-	-	-	-	-
1065	426	10542620	52	5351	PARD	MAINT & REPAIRS-BUILDINGS	-	-	-	-	-
1066	426	10542620	52	5351	PASB	MAINT & REPAIRS-BUILDINGS	-	-	-	-	-
1067	426	10542620	52	5351	PATN	MAINT & REPAIRS-BUILDINGS	-	-	-	-	-
1068	426	10542620	52	5351	UV	MAINT & REPAIRS-BUILDINGS	-	-	-	-	-
1069	426	10542620	52	5351	ZDIR	MAINT & REPAIRS-BUILDINGS	-	-	-	-	-
1070	426	10542620	52	5351	ZSTOK	MAINT & REPAIRS-BUILDINGS	-	-	-	-	-
1071	426	10542620	52	5352		MAINT & REPAIRS-EQUIPMENT	123,007	130,000	130,000	125,000	125,000
1072	426	10542620	52	5352	400NC	MAINT & REPAIRS-EQUIPMENT	-	-	-	-	-
1073	426	10542620	52	5352	AG	MAINT & REPAIRS-EQUIPMENT	-	-	-	-	-
1074	426	10542620	52	5352	AGCC	MAINT & REPAIRS-EQUIPMENT	-	-	-	-	-
1075	426	10542620	52	5352	FM	MAINT & REPAIRS-EQUIPMENT	-	-	-	-	-
1076	426	10542620	52	5352	GC	MAINT & REPAIRS-EQUIPMENT	-	-	-	-	-
1077	426	10542620	52	5352	GH	MAINT & REPAIRS-EQUIPMENT	-	-	-	-	-
1078	426	10542620	52	5352	HCH	MAINT & REPAIRS-EQUIPMENT	-	-	-	-	-
1079	426	10542620	52	5352	HPO	MAINT & REPAIRS-EQUIPMENT	-	-	-	-	-
1080	426	10542620	52	5352	JC	MAINT & REPAIRS-EQUIPMENT	-	-	-	-	-
1081	426	10542620	52	5352	LEAS	MAINT & REPAIRS-EQUIPMENT	-	-	-	-	-
1082	426	10542620	52	5352	LEMN	MAINT & REPAIRS-EQUIPMENT	-	-	-	-	-
1083	426	10542620	52	5352	LIBM	MAINT & REPAIRS-EQUIPMENT	-	-	-	-	-
1084	426	10542620	52	5352	LIBO	MAINT & REPAIRS-EQUIPMENT	-	-	-	-	-
1085	426	10542620	52	5352	PAG	MAINT & REPAIRS-EQUIPMENT	-	-	-	-	-
1086	426	10542620	52	5352	PARD	MAINT & REPAIRS-EQUIPMENT	-	-	-	-	-
1087	426	10542620	52	5352	PASB	MAINT & REPAIRS-EQUIPMENT	-	-	-	-	-
1088	426	10542620	52	5352	PATN	MAINT & REPAIRS-EQUIPMENT	-	-	-	-	-
1089	426	10542620	52	5352	UV	MAINT & REPAIRS-EQUIPMENT	-	-	-	-	-
1090	426	10542620	52	5352	ZDIR	MAINT & REPAIRS-EQUIPMENT	-	-	-	-	-
1091	426	10542620	52	5352	ZSTOK	MAINT & REPAIRS-EQUIPMENT	-	-	-	-	-
1092	426	10542620	52	5353		MAINT & REPAIRS-FUEL GAS	5,196	2,272	2,272	2,528	2,528

Union County, NC - FY2010 Budget Worksheet							May 15th, 2009				
Line No.	Dept Code	Dept Org. #	Rev Exp	Obj Code	Proj. Code	Account Description	FY2008	FY2009		FY2010	
							Actual	Budget Before Cuts	Yr End Estimate	Depart. Request	Manager Recomm.
1093	426	10542620	52	5354		MAINT AGREEMNTS-COMP.SOFTWARE	5,524	5,665	5,665	5,665	5,665
1094	426	10542620	52	5355		MAINT & REPAIRS-INSUR REFUNDS	-	-	-	-	-
1095	426	10542620	52	5356		MAINT & REPAIRS-LAND & IMPRVS	16,995	14,900	14,900	14,200	14,200
1096	426	10542620	52	5356	AG	MAINT & REPAIRS-LAND & IMPRVS	-	-	-	-	-
1097	426	10542620	52	5356	AGCC	MAINT & REPAIRS-LAND & IMPRVS	-	-	-	-	-
1098	426	10542620	52	5356	GC	MAINT & REPAIRS-LAND & IMPRVS	-	-	-	-	-
1099	426	10542620	52	5356	HCH	MAINT & REPAIRS-LAND & IMPRVS	-	-	-	-	-
1100	426	10542620	52	5356	HPO	MAINT & REPAIRS-LAND & IMPRVS	-	-	-	-	-
1101	426	10542620	52	5356	PAG	MAINT & REPAIRS-LAND & IMPRVS	-	-	-	-	-
1102	426	10542620	52	5356	UV	MAINT & REPAIRS-LAND & IMPRVS	-	-	-	-	-
1103	426	10542620	52	5356	ZDIR	MAINT & REPAIRS-LAND & IMPRVS	-	-	-	-	-
1104	426	10542620	52	5356	ZSTOK	MAINT & REPAIRS-LAND & IMPRVS	-	-	-	-	-
1105	426	10542620	52	5357		IDC-PROP MGNT OPER CHARGES	78,246	86,118	86,118	81,416	81,416
1106	426	10542620	52	5358		MAINT & REPAIRS-VEH INTERDEPT	1,760	3,111	3,111	3,135	3,135
1107	426	10542620	52	5360		M&R-VEHICLE-NONPREVENTABLES	(178)	-	-	-	-
1108	426	10542620	52	5370		ADVERTISING/EMPL.RECONGNITION	1,428	2,500	2,500	1,200	1,200
1109	426	10542620	52	5381		PROFESSIONAL SERVICES	68,588	121,182	121,182	121,182	121,182
1110	426	10542620	52	5381	400NC	PROFESSIONAL SERVICES	-	-	-	-	-
1111	426	10542620	52	5381	AG	PROFESSIONAL SERVICES	-	-	-	-	-
1112	426	10542620	52	5381	AGCC	PROFESSIONAL SERVICES	-	-	-	-	-
1113	426	10542620	52	5381	FM	PROFESSIONAL SERVICES	-	-	-	-	-
1114	426	10542620	52	5381	GC	PROFESSIONAL SERVICES	-	-	-	-	-
1115	426	10542620	52	5381	GH	PROFESSIONAL SERVICES	-	-	-	-	-
1116	426	10542620	52	5381	HCH	PROFESSIONAL SERVICES	-	-	-	-	-
1117	426	10542620	52	5381	HPO	PROFESSIONAL SERVICES	-	-	-	-	-
1118	426	10542620	52	5381	JC	PROFESSIONAL SERVICES	-	-	-	-	-
1119	426	10542620	52	5381	LEAS	PROFESSIONAL SERVICES	-	-	-	-	-
1120	426	10542620	52	5381	LEMN	PROFESSIONAL SERVICES	-	-	-	-	-
1121	426	10542620	52	5381	LIBM	PROFESSIONAL SERVICES	-	-	-	-	-
1122	426	10542620	52	5381	LIBO	PROFESSIONAL SERVICES	-	-	-	-	-
1123	426	10542620	52	5381	PAG	PROFESSIONAL SERVICES	-	-	-	-	-
1124	426	10542620	52	5381	PARD	PROFESSIONAL SERVICES	-	-	-	-	-
1125	426	10542620	52	5381	PASB	PROFESSIONAL SERVICES	-	-	-	-	-
1126	426	10542620	52	5381	PATN	PROFESSIONAL SERVICES	-	-	-	-	-
1127	426	10542620	52	5381	UV	PROFESSIONAL SERVICES	-	-	-	-	-
1128	426	10542620	52	5381	ZDIR	PROFESSIONAL SERVICES	-	-	-	-	-
1129	426	10542620	52	5381	ZSTOK	PROFESSIONAL SERVICES	-	-	-	-	-
1130	426	10542620	52	5383		MEDICAL SERVICES	225	175	175	200	200
1131	426	10542620	52	5389		OTHER PROF SRVS / N/A	1,481,817	1,442,467	1,442,467	1,290,697	1,290,697
1132	426	10542620	52	5389	400NC	OTHER PROF SRVS	-	-	-	-	-
1133	426	10542620	52	5389	AG	OTHER PROF SRVS	-	-	-	-	-
1134	426	10542620	52	5389	AGCC	OTHER PROF SRVS	-	-	-	-	-
1135	426	10542620	52	5389	FM	OTHER PROF SRVS	-	-	-	-	-
1136	426	10542620	52	5389	GC	OTHER PROF SRVS	-	-	-	-	-
1137	426	10542620	52	5389	GH	OTHER PROF SRVS	-	-	-	-	-
1138	426	10542620	52	5389	HCH	OTHER PROF SRVS	-	-	-	-	-
1139	426	10542620	52	5389	HPO	OTHER PROF SRVS	-	-	-	-	-
1140	426	10542620	52	5389	JC	OTHER PROF SRVS	-	-	-	-	-
1141	426	10542620	52	5389	LEAS	OTHER PROF SRVS	-	-	-	-	-
1142	426	10542620	52	5389	LEMN	OTHER PROF SRVS	-	-	-	-	-
1143	426	10542620	52	5389	LIBM	OTHER PROF SRVS	-	-	-	-	-
1144	426	10542620	52	5389	LIBO	OTHER PROF SRVS	-	-	-	-	-
1145	426	10542620	52	5389	PAG	OTHER PROF SRVS	-	-	-	-	-
1146	426	10542620	52	5389	PARD	OTHER PROF SRVS	-	-	-	-	-
1147	426	10542620	52	5389	PASB	OTHER PROF SRVS	-	-	-	-	-
1148	426	10542620	52	5389	PATN	OTHER PROF SRVS	-	-	-	-	-
1149	426	10542620	52	5389	UV	OTHER PROF SRVS	-	-	-	-	-
1150	426	10542620	52	5389	VAC	OTHER PROF SRVS	-	-	-	-	-
1151	426	10542620	52	5389	ZDIR	OTHER PROF SRVS	-	-	-	-	-
1152	426	10542620	52	5392		LAUNDRY AND DRY CLEANING	12,720	11,840	11,840	12,000	12,000
1153	426	10542620	52	5392	400NC	LAUNDRY AND DRY CLEANING	-	-	-	-	-
1154	426	10542620	52	5392	AG	LAUNDRY AND DRY CLEANING	-	-	-	-	-
1155	426	10542620	52	5392	AGCC	LAUNDRY AND DRY CLEANING	-	-	-	-	-
1156	426	10542620	52	5392	AGL	LAUNDRY AND DRY CLEANING	-	-	-	-	-
1157	426	10542620	52	5392	FM	LAUNDRY AND DRY CLEANING	-	-	-	-	-
1158	426	10542620	52	5392	GC	LAUNDRY AND DRY CLEANING	-	-	-	-	-
1159	426	10542620	52	5392	GH	LAUNDRY AND DRY CLEANING	-	-	-	-	-
1160	426	10542620	52	5392	HCH	LAUNDRY AND DRY CLEANING	-	-	-	-	-
1161	426	10542620	52	5392	HPO	LAUNDRY AND DRY CLEANING	-	-	-	-	-
1162	426	10542620	52	5392	JC	LAUNDRY AND DRY CLEANING	-	-	-	-	-
1163	426	10542620	52	5392	LEAS	LAUNDRY AND DRY CLEANING	-	-	-	-	-
1164	426	10542620	52	5392	LEMN	LAUNDRY AND DRY CLEANING	-	-	-	-	-
1165	426	10542620	52	5392	LIBM	LAUNDRY AND DRY CLEANING	-	-	-	-	-
1166	426	10542620	52	5392	LIBO	LAUNDRY AND DRY CLEANING	-	-	-	-	-
1167	426	10542620	52	5392	PAG	LAUNDRY AND DRY CLEANING	-	-	-	-	-
1168	426	10542620	52	5392	PARD	LAUNDRY AND DRY CLEANING	-	-	-	-	-
1169	426	10542620	52	5392	PASB	LAUNDRY AND DRY CLEANING	-	-	-	-	-
1170	426	10542620	52	5392	PATN	LAUNDRY AND DRY CLEANING	-	-	-	-	-

Union County, NC - FY2010 Budget Worksheet							May 15th, 2009				
Line No.	Dept Code	Dept Org. #	Rev Exp	Obj Code	Proj. Code	Account Description	FY2008 Actual	FY2009		FY2010	
								Budget Before Cuts	Yr End Estimate	Dept. Request	Manager Recomm.
1171	426	10542620	52	5392	UV	LAUNDRY AND DRY CLEANING	-	-	-	-	-
1172	426	10542620	52	5393		TEMPORARY HELP SERVICES	-	-	-	-	-
1173	426	10542620	52	5395		EDUCATION EXPENSES	4,297	1,965	1,965	2,000	2,000
1174	426	10542620	52	5410		RENTAL OF REAL PROPERTY	-	-	-	-	-
1175	426	10542620	52	5430		RENTAL OF EQUIPMENT	12,542	4,640	4,640	9,000	4,640
1176	426	10542620	52	5430	400NC	RENTAL OF EQUIPMENT	-	-	-	-	-
1177	426	10542620	52	5430	AG	RENTAL OF EQUIPMENT	-	-	-	-	-
1178	426	10542620	52	5430	AGCC	RENTAL OF EQUIPMENT	-	-	-	-	-
1179	426	10542620	52	5430	FM	RENTAL OF EQUIPMENT	-	-	-	-	-
1180	426	10542620	52	5430	GC	RENTAL OF EQUIPMENT	-	-	-	-	-
1181	426	10542620	52	5430	GH	RENTAL OF EQUIPMENT	-	-	-	-	-
1182	426	10542620	52	5430	HCH	RENTAL OF EQUIPMENT	-	-	-	-	-
1183	426	10542620	52	5430	HPO	RENTAL OF EQUIPMENT	-	-	-	-	-
1184	426	10542620	52	5430	JC	RENTAL OF EQUIPMENT	-	-	-	-	-
1185	426	10542620	52	5430	LEAS	RENTAL OF EQUIPMENT	-	-	-	-	-
1186	426	10542620	52	5430	LEMN	RENTAL OF EQUIPMENT	-	-	-	-	-
1187	426	10542620	52	5430	LIBM	RENTAL OF EQUIPMENT	-	-	-	-	-
1188	426	10542620	52	5430	LIBO	RENTAL OF EQUIPMENT	-	-	-	-	-
1189	426	10542620	52	5430	PAG	RENTAL OF EQUIPMENT	-	-	-	-	-
1190	426	10542620	52	5430	PARD	RENTAL OF EQUIPMENT	-	-	-	-	-
1191	426	10542620	52	5430	PASB	RENTAL OF EQUIPMENT	-	-	-	-	-
1192	426	10542620	52	5430	PATN	RENTAL OF EQUIPMENT	-	-	-	-	-
1193	426	10542620	52	5430	UV	RENTAL OF EQUIPMENT	-	-	-	-	-
1194	426	10542620	52	5430	ZDIR	RENTAL OF EQUIPMENT	-	-	-	-	-
1195	426	10542620	52	5430	ZSTOK	RENTAL OF EQUIPMENT	-	-	-	-	-
1196	426	10542620	52	5450		INSURANCE AND BONDING	5,713	4,128	4,128	4,128	4,128
1197	426	10542620	52	5451		INSURANCE DEDUCTIBLE	-	-	-	-	-
1198	426	10542620	52	5491		DUES AND MEMBERSHIPS	380	730	730	730	730
1199	426	10542621	52	5211		IDC-CLEAN & JANITORIAL SUPPLIES	(9,087)	(10,613)	(10,613)	(10,500)	(10,500)
1200	426	10542621	52	5220		IDC-FOOD AND PROVISIONS	-	-	-	-	-
1201	426	10542621	52	5239		IDC-MED SUPPLIES AND EQUIPMENT	(628)	(1,428)	(1,428)	(1,450)	(1,450)
1202	426	10542621	52	5290		IDC-TOOLS AND SUPPLIES	(120,842)	(96,672)	(96,672)	(87,000)	(87,000)
1203	426	10542621	52	5321		IDC-TELEPH AND COMMUNICATIONS	(7,892)	(12,996)	(12,996)	(12,996)	(12,996)
1204	426	10542621	52	5330		IDC-UTILITIES	(1,132,946)	(1,155,592)	(1,155,592)	(1,133,635)	(1,133,635)
1205	426	10542621	52	5351		IDC-MAINT & REPAIRS-BUILDINGS	(234,470)	(234,876)	(234,876)	(250,000)	(250,000)
1206	426	10542621	52	5352		IDC-MAINT & REPAIRS-EQUIPMENT	(130,447)	(130,000)	(130,000)	(125,000)	(125,000)
1207	426	10542621	52	5354		IDC-MAINT AGREEMNTS-COMP.SW	-	-	-	-	-
1208	426	10542621	52	5356		IDC-MAINT & REPAIRS-LAND&IMPR	(14,369)	(14,900)	(14,900)	(14,200)	(14,200)
1209	426	10542621	52	5381		IDC-PROFESSIONAL SERVICES	(64,871)	(120,780)	(120,780)	(120,782)	(120,782)
1210	426	10542621	52	5389		IDC-OTHER PROF SRVS	(1,481,817)	(1,442,467)	(1,442,467)	(1,335,245)	(1,335,245)
1211	426	10542621	52	5392		IDC-LAUNDRY AND DRY CLEANING	(12,720)	(11,840)	(11,840)	(12,000)	(12,000)
1212	426	10542621	52	5410		RENTAL OF REAL PROPERTY	-	-	-	-	-
1213	426	10542621	52	5430		IDC-RENTAL OF EQUIPMENT	(11,283)	(9,105)	(9,105)	(9,105)	(9,105)
1214	426	10542621	52	5450		IDC-INSURANCE AND BONDING	-	-	-	-	-
1215	426	10542622	52	5211		CLEANING & JANITORIAL SUPPLIES	-	-	-	-	-
1216	426	10542622	52	5235		AGRICULT ANIMAL SUPP AND EQUIP	-	-	-	-	-
1217	426	10542622	52	5260		PRINTING AND OFFICE SUPPLIES	-	-	-	-	-
1218	426	10542622	52	5290		TOOLS AND SUPPLIES	-	-	-	-	-
1219	426	10542622	52	5330		UTILITIES	-	-	-	-	-
1220	426	10542622	52	5351		MAINT & REPAIRS-BUILDINGS	-	-	-	-	-
1221	426	10542622	52	5352		MAINT & REPAIRS-EQUIPMENT	-	-	-	-	-
1222	426	10542622	52	5370		ADVERTISING/EMPL.RECONGNITION	-	-	-	-	-
1223	426	10542622	52	5392		LAUNDRY AND DRY CLEANING	-	-	-	-	-
1224	426	10542622	52	5395		EDUCATION EXPENSES	-	-	-	-	-
1225	426	10542622	52	5430		RENTAL OF EQUIPMENT	-	-	-	-	-
1226	426	10542622	52	5450		INSURANCE AND BONDING	-	-	-	-	-
1227	426	10542622	52	5491		DUES AND MEMBERSHIPS	-	-	-	-	-
1228	426	10542623	52	5211		CLEANING & JANITORIAL SUPPLIES	-	-	-	-	-
1229	426	10542623	52	5220		FOOD AND PROVISIONS	47	66	66	25	25
1230	426	10542623	52	5260		PRINTING AND OFFICE SUPPLIES	379	938	938	500	450
1231	426	10542623	52	5265		OFFICE COMPUTER EQUIPMENT	1,293	-	-	-	-
1232	426	10542623	52	5290		TOOLS AND SUPPLIES	31,757	26,468	26,468	28,000	28,000
1233	426	10542623	52	5311		TRAVEL	-	10	10	10	10
1234	426	10542623	52	5312		TRAVEL SUBSISTENCE	-	-	-	-	-
1235	426	10542623	52	5321		TELEPHONE AND COMMUNICATIONS	-	-	-	-	-
1236	426	10542623	52	5352		MAINT & REPAIRS-EQUIPMENT	-	-	-	150	-
1237	426	10542623	52	5353		MAINT & REPAIRS-FUEL GAS	1,557	1,266	1,266	1,465	1,465
1238	426	10542623	52	5357		IDC-PROP MGNT OPER CHARGES	8,882	28,952	28,952	29,307	29,307
1239	426	10542623	52	5358		MAINT & REPAIRS-VEH INTERDEPT	325	161	161	387	387
1240	426	10542623	52	5359		M&R-VEHICLE-PREVENTABLE ACCDNT	-	1,146	1,146	-	-
1241	426	10542623	52	5381		PROFESSIONAL SERVICES	-	-	-	-	-
1242	426	10542623	52	5395		EDUCATION EXPENSES	-	-	-	150	150
1243	426	10542623	52	5450		INSURANCE AND BONDING	1,232	890	890	890	890
1244	426	10542623	52	5451		INSURANCE DEDUCTIBLE	-	-	-	-	-
1245	426	10542624	52	5211		CLEANING & JANITORIAL SUPPLIES	-	-	-	-	-
1246	426	10542624	52	5235		AGRICULT ANIMAL SUPP AND EQUIP	-	-	-	-	-
1247	426	10542624	52	5239		MEDICAL SUPPLIES AND EQUIPMENT	-	-	-	-	-
1248	426	10542624	52	5260		PRINTING AND OFFICE SUPPLIES	-	-	-	-	-

Union County, NC - FY2010 Budget Worksheet							May 15th, 2009				
Line	Dept	Dept	Rev	Obj.	Proj.	Account	FY2008	FY2009		FY2010	
No.	Code	Org. #	Exp	Code	Code	Description	Actual	Budget Before Cuts	Yr End Estimate	Depart. Request	Manager Recomm.
1249	426	10542624	52	5290		TOOLS AND SUPPLIES	-	-	-	-	-
1250	426	10542624	52	5330		UTILITIES	-	-	-	-	-
1251	426	10542624	52	5351		MAINT & REPAIRS-BUILDINGS	-	-	-	-	-
1252	426	10542624	52	5352		MAINT & REPAIRS-EQUIPMENT	-	-	-	-	-
1253	426	10542624	52	5357		IDC-PROP MGNT OPER CHARGES	209,919	170,455	170,455	202,309	202,309
1254	426	10542624	52	5392		LAUNDRY AND DRY CLEANING	-	-	-	-	-
1255	426	10542624	52	5430		RENTAL OF EQUIPMENT	-	-	-	-	-
1256	426	10542624	52	5450		INSURANCE AND BONDING	6,814	2,886	2,886	2,886	2,886
1257	426	10542625	52	5211		CLEANING & JANITORIAL SUPPLIES	-	-	-	-	-
1258	426	10542625	52	5235		AGRICULT ANIMAL SUPP AND EQUIP	-	-	-	-	-
1259	426	10542625	52	5290		TOOLS AND SUPPLIES	-	-	-	-	-
1260	426	10542625	52	5330		UTILITIES	-	-	-	-	-
1261	426	10542625	52	5351		MAINT & REPAIRS-BUILDINGS	-	-	-	-	-
1262	426	10542625	52	5352		MAINT & REPAIRS-EQUIPMENT	-	-	-	-	-
1263	426	10542625	52	5356		MAINT & REPAIRS-LAND & IMPRVS	-	-	-	-	-
1264	426	10542625	52	5430		RENTAL OF EQUIPMENT	-	-	-	-	-
1265	426	10542625	52	5450		INSURANCE AND BONDING	-	-	-	-	-
1266	426	10542626	52	5381		PROFESSIONAL SERVICES	-	-	-	-	-
1267	426	10542626	52	5450		INSURANCE AND BONDING	-	-	-	-	-
1268	426	10542627	52	5211		CLEANING & JANITORIAL SUPPLIES	-	-	-	-	-
1269	426	10542627	52	5260		PRINTING AND OFFICE SUPPLIES	-	-	-	-	-
1270	426	10542627	52	5290		TOOLS AND SUPPLIES	-	-	-	-	-
1271	426	10542627	52	5321	1000	TELEPHONE AND COMMUNICATIONS	-	-	-	-	-
1272	426	10542627	52	5330		UTILITIES	-	-	-	-	-
1273	426	10542627	52	5351		MAINT & REPAIRS-BUILDINGS	-	-	-	-	-
1274	426	10542627	52	5381		PROFESSIONAL SERVICES	-	-	-	-	-
1275	426	10542627	52	5450		INSURANCE AND BONDING	-	-	-	-	-
1276	426	10542627	52	5450	1000	INSURANCE AND BONDING	-	-	-	-	-
1277	426	10542629	52	5260		PRINTING AND OFFICE SUPPLIES	-	-	-	-	-
1278	426	10542629	52	5290		TOOLS AND SUPPLIES	-	-	-	-	-
1279	426	10542629	52	5321		TELEPHONE AND COMMUNICATIONS	-	-	-	-	-
1280	426	10542629	52	5330		UTILITIES	-	-	-	-	-
1281	426	10542629	52	5370		ADVERTISING/EMPL.RECONGNITION	-	-	-	-	-
1282	426	10542629	52	5450		INSURANCE AND BONDING	-	-	-	-	-
1283			52	Total			883,082	815,909	815,909	823,272	818,712
1284	426	10542400	55	5510		OFFICE FURNITURE AND EQUIPMENT	-	-	-	-	-
1285	426	10542400	55	5540		VEHICLES	-	-	-	-	-
1286	426	10542500	55	5510		OFFICE FURNITURE AND EQUIPMENT	-	-	-	-	-
1287	426	10542500	55	5540		VEHICLES	-	-	-	-	-
1288	426	10542500	55	5550		OTHER EQUIPMENT	6,378	-	-	-	-
1289	426	10542500	55	5580		BUILDINGS AND IMPROVEMENTS	-	-	-	-	-
1290	426	10542620	55	5510		OFFICE FURNITURE AND EQUIPMENT	-	21,058	21,058	-	-
1291	426	10542620	55	5540		VEHICLES	-	-	-	-	-
1292	426	10542620	55	5550		OTHER EQUIPMENT	-	-	-	-	-
1293	426	10542620	55	5570		LAND AND IMPROVEMENTS	-	-	-	-	-
1294	426	10542620	55	5580		BUILDINGS AND IMPROVEMENTS	71,588	104,713	104,713	-	-
1295	426	10542620	55	5580	400NC	BUILDINGS AND IMPROVEMENTS	-	-	-	-	-
1296	426	10542620	55	5580	AG	BUILDINGS AND IMPROVEMENTS	-	-	-	-	-
1297	426	10542620	55	5580	AGCC	BUILDINGS AND IMPROVEMENTS	-	-	-	-	-
1298	426	10542620	55	5580	FM	BUILDINGS AND IMPROVEMENTS	-	-	-	-	-
1299	426	10542620	55	5580	GC	BUILDINGS AND IMPROVEMENTS	-	-	-	-	-
1300	426	10542620	55	5580	GH	BUILDINGS AND IMPROVEMENTS	-	-	-	-	-
1301	426	10542620	55	5580	HCH	BUILDINGS AND IMPROVEMENTS	-	-	-	-	-
1302	426	10542620	55	5580	HPO	BUILDINGS AND IMPROVEMENTS	-	-	-	-	-
1303	426	10542620	55	5580	JC	BUILDINGS AND IMPROVEMENTS	-	-	-	-	-
1304	426	10542620	55	5580	LEAS	BUILDINGS AND IMPROVEMENTS	-	-	-	-	-
1305	426	10542620	55	5580	LEMN	BUILDINGS AND IMPROVEMENTS	-	-	-	-	-
1306	426	10542620	55	5580	LIBM	BUILDINGS AND IMPROVEMENTS	-	-	-	-	-
1307	426	10542620	55	5580	LIBO	BUILDINGS AND IMPROVEMENTS	-	-	-	-	-
1308	426	10542620	55	5580	PAG	BUILDINGS AND IMPROVEMENTS	-	-	-	-	-
1309	426	10542620	55	5580	PARD	BUILDINGS AND IMPROVEMENTS	-	-	-	-	-
1310	426	10542620	55	5580	PASB	BUILDINGS AND IMPROVEMENTS	-	-	-	-	-
1311	426	10542620	55	5580	PATN	BUILDINGS AND IMPROVEMENTS	-	-	-	-	-
1312	426	10542620	55	5580	UV	BUILDINGS AND IMPROVEMENTS	-	-	-	-	-
1313	426	10542620	55	5580	ZDIR	BUILDINGS AND IMPROVEMENTS	-	-	-	-	-
1314	426	10542623	55	5540		VEHICLES	-	-	-	-	-
1315	426	10542623	55	5550		OTHER EQUIPMENT	-	-	-	-	-
1316	426	10542624	55	5580		BUILDINGS AND IMPROVEMENTS	-	-	-	-	-
1317	426	10542627	55	5510		OFFICE FURNITURE AND EQUIPMENT	-	-	-	-	-
1318	426	10542627	55	5580		BUILDINGS AND IMPROVEMENTS	-	-	-	-	-
1319	426	10542627	55	5580	1000	BUILDINGS AND IMPROVEMENTS	-	-	-	-	-
1320	426	10542629	55	5510		OFFICE FURNITURE AND EQUIPMENT	-	-	-	-	-
1321	426	10542629	55	5550		OTHER EQUIPMENT	-	-	-	-	-
1322	426	10542629	55	5580		BUILDINGS AND IMPROVEMENTS	-	-	-	-	-
1323			55	Total			77,966	125,771	125,771	-	-
1324	426	10542400	56	5800		INTERDEPARTMENTAL CHARGES	-	-	-	-	-
1325	426	10542400	56	5920		CONTINGENCY	-	-	-	-	-
1326	426	10542408	56	5800		INTERDEPARTMENTAL CHARGES	(47,944)	(48,000)	(48,000)	(49,515)	(49,515)

Union County, NC - FY2010 Budget Worksheet							May 15th, 2009				
Line No.	Dept Code	Dept Org. #	Rev Exp	Obj Code	Proj. Code	Account Description	FY2008 Actual	FY2009		FY2010	
								Budget Before Cuts	Yr End Estimate	Dept. Request	Manager Recomm.
1327	426	10542408	56	5920		CONTINGENCY	-	(9,248)	-	-	-
1328	426	10542500	56	5800		INTERDEPARTMENTAL CHARGES	(581,830)	(612,322)	(612,322)	(618,292)	(618,292)
1329	426	10542500	56	5920		CONTINGENCY	-	65,548	-	-	-
1330	426	10542620	56	5040		IFT TO GENERAL CAPITAL PROJ FD	-	-	-	-	-
1331	426	10542620	56	5712		GO BOND SERVICE CHARGES	-	-	-	-	-
1332	426	10542620	56	5730		INST FIN PRINCIPAL	677	678	678	678	678
1333	426	10542620	56	5731		INST FIN INTEREST	589	562	562	547	547
1334	426	10542620	56	57311		INST FIN INTEREST CREDIT	(35)	(4)	(4)	-	-
1335	426	10542620	56	5732		INST FIN SERVICE CHARGES	-	-	-	-	-
1336	426	10542620	56	5800		IDC-COST ALL PLN>COURTS>FY07+	-	-	-	-	-
1337	426	10542620	56	5801		IDC-COST ALL PLN>FD61'66>FY07+	(604,453)	(629,864)	(629,864)	(629,864)	(629,864)
1338	426	10542620	56	5920		CONTINGENCY	-	295,941	-	-	-
1339	426	10542621	56	5800		IDC-PM CAPITAL COSTS	(131,372)	(104,713)	(104,713)	-	-
1340	426	10542621	56	5920		CONTINGENCY	-	(130,793)	-	-	-
1341	426	10542622	56	5800		INTERDEPARTMENTAL CHARGES	-	-	-	-	-
1342	426	10542623	56	5800		INTERDEPARTMENTAL CHARGES	(7,738)	(3,600)	(3,600)	(4,000)	(4,000)
1343	426	10542623	56	5920		CONTINGENCY	-	5,229	-	-	-
1344	426	10542624	56	5920		CONTINGENCY	-	180,260	-	-	-
1345				56 Total			(1,372,107)	(990,326)	(1,397,263)	(1,300,446)	(1,300,446)
1346	426	10442400	60	4327		FED GRANT-FEMA	-	-	-	-	-
1347	426	10442400	60	4510		DEPT SERVICE CHARGES	-	-	-	-	-
1348	426	10442400	60	4560		DEPT SERVICE CHARGES-RESALE	-	-	-	-	-
1349	426	10442400	60	4892		MISC REVENUE-NSF CHECK FEE	-	-	-	-	-
1350	426	10442500	60	4327		FED GRANT-FEMA	-	-	-	-	-
1351	426	10442620	60	4327		FED GRANT-FEMA	-	-	-	-	-
1352	426	10442620	60	4400		ST GRANT-FARMERS' MRKT FUNDS	-	-	-	-	-
1353	426	10442620	60	4510		DEPT SERVICE CHARGES-PRKG FEES	-	-	-	-	-
1354	426	10442620	60	4511		DEPT SRV CHRGS-PAMH UTILITY	-	-	-	-	-
1355	426	10442620	60	4540		DEPT SRV CHRGS-RESTITUTION	(37)	-	-	-	-
1356	426	10442620	60	4730		INST FING PROCEEDS	-	-	-	-	-
1357	426	10442620	60	4850		MISC REVENUE-INSURANCE REFUNDS	(4,944)	-	-	-	-
1358	426	10442620	60	4851		MISC REVENUE-OTHER REFUNDS	-	-	-	-	-
1359	426	10442620	60	4860		MISC REVENUE-RENT INCOME	(5,950)	(1,800)	(1,800)	(1,800)	(1,800)
1360	426	10442620	60	4890		MISC REVENUE-OVERAGE/SHORTAGE	-	-	-	-	-
1361	426	10442620	60	4893		MISC REVENUE-SECURITY CARD FEE	(150)	(100)	(180)	(180)	(180)
1362	426	10442622	60	4860		MISC REVENUE-RENT INCOME	-	-	-	-	-
1363	426	10442623	60	4327		FED GRANT-FEMA	-	-	-	-	-
1364	426	10442623	60	4560		DEPT SERVICE CHARGES-RESALE	(3,558)	(4,000)	(233)	(233)	(233)
1365	426	10442623	60	4895		MISC REVENUE-OTHER MISC	(3)	-	-	-	-
1366	426	10442625	60	4860		MISC REVENUE-RENT INCOME	-	-	-	-	-
1367	426	10442627	60	4400	1000	ST GRANT-FARMERS' MRKT FUNDS	-	-	-	-	-
1368				60 Total			(14,642)	(5,900)	(2,213)	(2,213)	(2,213)
1369	426 Total						242,166	639,708	229,788	194,330	189,770
1370	429	10542900	56	5920		CONTINGENCY	-	-	-	-	-
1371				56 Total			-	-	-	-	-
1372	429 Total						-	-	-	-	-
1373	431	10543128	51	5121		SALARIES & WAGES	76,532	64,525	63,835	80,000	80,000
1374	431	10543128	51	5122		SALARIES & WAGES-OVERTIME	903	806	797	300	300
1375	431	10543128	51	5126		SALARIES & WAGES-TEMP AND PART	-	-	-	-	-
1376	431	10543128	51	5132		SEPARATION ALLOWANCE	1,812	1,512	1,512	1,879	1,879
1377	431	10543128	51	5134		401-K SUPP RET PLAN -OTHER	3,872	3,232	3,232	4,015	4,015
1378	431	10543128	51	5139		COMMUTING - NONCASH	-	-	-	-	-
1379	431	10543128	51	5181		FICA CONTRIBUTIONS	5,629	4,525	4,525	6,143	6,143
1380	431	10543128	51	5182		RET CONTRIB.- OTHER EMPLOYEES	3,786	3,160	3,160	3,927	3,927
1381	431	10543128	51	5183		HEALTH INSURANCE	15,833	15,065	15,065	15,552	15,552
1382	431	10543128	51	51842		HEALTH INSURANCE - OPEB	-	805	805	1,611	1,611
1383	431	10543128	51	5186		WORKERS COMPENSATION	-	-	-	-	-
1384	431	10543128	51	5187		DENTAL INSURANCE	901	649	649	936	936
1385	431	10543128	51	5190		LIFE INSURANCE - EMPLOYEES	135	110	110	-	-
1386	431	10543130	51	5121	1050	SALARIES & WAGES	5,700,686	6,038,861	5,974,308	5,856,954	5,856,954
1387	431	10543130	51	5121	1053	SALARIES & WAGES	125,199	128,427	127,054	125,968	125,968
1388	431	10543130	51	5121	1054	SALARIES & WAGES	32,942	34,144	33,779	33,617	33,617
1389	431	10543130	51	5121	1055	SALARIES & WAGES	70,673	69,197	68,457	70,320	70,320
1390	431	10543130	51	5121	1056	SALARIES & WAGES	340,618	504,448	499,056	492,095	492,095
1391	431	10543130	51	5121	1057	SALARIES & WAGES	354,020	414,301	409,872	409,029	409,029
1392	431	10543130	51	5121	1058	SALARIES & WAGES	-	-	-	-	-
1393	431	10543130	51	5121	1060	SALARIES & WAGES	41,591	43,066	42,606	42,443	42,443
1394	431	10543130	51	5122	1050	SALARIES & WAGES-OVERTIME	80,262	68,188	67,459	81,525	81,525
1395	431	10543130	51	5122	1053	SALARIES & WAGES-OVERTIME	154	261	258	1,350	1,350
1396	431	10543130	51	5122	1054	SALARIES & WAGES-OVERTIME	-	-	-	450	450
1397	431	10543130	51	5122	1055	SALARIES & WAGES-OVERTIME	53	31	31	900	900
1398	431	10543130	51	5122	1056	SALARIES & WAGES-OVERTIME	3,421	5,656	5,596	5,850	5,850
1399	431	10543130	51	5122	1057	SALARIES & WAGES-OVERTIME	1,191	1,192	1,179	4,950	4,950
1400	431	10543130	51	5122	1058	SALARIES & WAGES-OVERTIME	-	-	-	-	-
1401	431	10543130	51	5122	1060	SALARIES & WAGES-OVERTIME	-	-	-	450	450
1402	431	10543130	51	5126	1050	SALARIES & WAGES-TEMP AND PART	38,575	30,722	30,394	48,750	48,750
1403	431	10543130	51	5126	1053	SALARIES & WAGES-TEMP AND PART	-	-	-	-	-
1404	431	10543130	51	5126	1055	SALARIES & WAGES-TEMP AND PART	-	146	144	-	-

Union County, NC - FY2010 Budget Worksheet							May 15th, 2009				
Line No.	Dept Code	Dept Org. #	Rev Exp	Obj Code	Proj Code	Account Description	FY2008 Actual	FY2009		FY2010	
								Budget Before Cuts	Yr End Estimate	Dept. Request	Manager Recomm.
1405	431	10543130	51	5126	1056	SALARIES & WAGES-TEMP AND PART	-	-	-	-	-
1406	431	10543130	51	5128	1050	TRAVEL & WEARING APPAREL ALLOW	679	702	687	702	702
1407	431	10543130	51	5132	1050	SEPARATION ALLOWANCE	135,271	141,153	141,153	138,960	138,960
1408	431	10543130	51	5132	1053	SEPARATION ALLOWANCE	2,933	2,981	2,981	2,979	2,979
1409	431	10543130	51	5132	1054	SEPARATION ALLOWANCE	771	791	791	797	797
1410	431	10543130	51	5132	1055	SEPARATION ALLOWANCE	1,655	1,603	1,603	1,667	1,667
1411	431	10543130	51	5132	1056	SEPARATION ALLOWANCE	8,051	11,805	11,805	11,652	11,652
1412	431	10543130	51	5132	1057	SEPARATION ALLOWANCE	8,312	9,615	9,615	9,687	9,687
1413	431	10543130	51	5132	1058	SEPARATION ALLOWANCE	-	-	-	-	-
1414	431	10543130	51	5132	1060	SEPARATION ALLOWANCE	973	997	997	1,004	1,004
1415	431	10543130	51	5133	1050	401-K SUPP RET PLAN -LEO	250,551	258,618	258,618	-	-
1416	431	10543130	51	5133	1053	401-K SUPP RET PLAN -LEO	6,268	6,369	6,369	-	-
1417	431	10543130	51	5133	1054	401-K SUPP RET PLAN -LEO	1,647	1,689	1,689	-	-
1418	431	10543130	51	5133	1055	401-K SUPP RET PLAN -LEO	3,536	3,424	3,424	-	-
1419	431	10543130	51	5133	1056	401-K SUPP RET PLAN -LEO	17,202	25,224	25,224	-	-
1420	431	10543130	51	5133	1057	401-K SUPP RET PLAN -LEO	17,761	19,073	19,073	-	-
1421	431	10543130	51	5133	1058	401-K SUPP RET PLAN -LEO	-	-	-	-	-
1422	431	10543130	51	5133	1060	401-K SUPP RET PLAN -LEO	2,080	2,130	2,130	-	-
1423	431	10543130	51	5134	1050	401-K SUPP RET PLAN -OTHER	38,493	44,735	44,735	296,924	296,923
1424	431	10543130	51	5134	1053	401-K SUPP RET PLAN -OTHER	-	-	-	6,366	6,366
1425	431	10543130	51	5134	1054	401-K SUPP RET PLAN -OTHER	-	-	-	1,703	1,703
1426	431	10543130	51	5134	1055	401-K SUPP RET PLAN -OTHER	-	-	-	3,561	3,561
1427	431	10543130	51	5134	1056	401-K SUPP RET PLAN -OTHER	-	-	-	24,897	24,897
1428	431	10543130	51	5134	1057	401-K SUPP RET PLAN -OTHER	-	1,472	1,472	20,699	20,699
1429	431	10543130	51	5134	1058	401-K SUPP RET PLAN -OTHER	-	-	-	-	-
1430	431	10543130	51	5134	1060	401-K SUPP RET PLAN -OTHER	-	-	-	2,145	2,145
1431	431	10543130	51	5180	1050	RET CONTRIB-LAW ENFORCEMENT	243,536	251,838	251,838	-	-
1432	431	10543130	51	5180	1053	RET CONTRIB-LAW ENFORCEMENT	6,092	6,174	6,174	-	-
1433	431	10543130	51	5180	1054	RET CONTRIB-LAW ENFORCEMENT	1,601	1,642	1,642	-	-
1434	431	10543130	51	5180	1055	RET CONTRIB-LAW ENFORCEMENT	3,437	3,329	3,329	-	-
1435	431	10543130	51	5180	1056	RET CONTRIB-LAW ENFORCEMENT	16,720	25,215	25,215	-	-
1436	431	10543130	51	5180	1057	RET CONTRIB-LAW ENFORCEMENT	17,263	18,556	18,556	-	-
1437	431	10543130	51	5180	1058	RET CONTRIB-LAW ENFORCEMENT	-	-	-	-	-
1438	431	10543130	51	5180	1060	RET CONTRIB-LAW ENFORCEMENT	2,021	2,071	2,071	-	-
1439	431	10543130	51	5181	1050	FICA CONTRIBUTIONS	429,110	446,806	446,806	458,077	458,077
1440	431	10543130	51	5181	1053	FICA CONTRIBUTIONS	8,828	8,935	8,935	9,740	9,740
1441	431	10543130	51	5181	1054	FICA CONTRIBUTIONS	2,212	2,236	2,236	2,606	2,606
1442	431	10543130	51	5181	1055	FICA CONTRIBUTIONS	5,284	5,244	5,244	5,448	5,448
1443	431	10543130	51	5181	1056	FICA CONTRIBUTIONS	25,648	37,368	37,368	38,093	38,093
1444	431	10543130	51	5181	1057	FICA CONTRIBUTIONS	26,071	29,330	29,330	31,669	31,669
1445	431	10543130	51	5181	1058	FICA CONTRIBUTIONS	-	-	-	-	-
1446	431	10543130	51	5181	1060	FICA CONTRIBUTIONS	2,661	2,801	2,801	3,281	3,281
1447	431	10543130	51	5182	1050	RET CONTRIB.- OTHER EMPLOYEES	37,645	42,959	42,959	290,392	290,392
1448	431	10543130	51	5182	1053	RET CONTRIB.- OTHER EMPLOYEES	-	-	-	6,226	6,226
1449	431	10543130	51	5182	1054	RET CONTRIB.- OTHER EMPLOYEES	-	-	-	1,666	1,666
1450	431	10543130	51	5182	1055	RET CONTRIB.- OTHER EMPLOYEES	-	-	-	3,483	3,483
1451	431	10543130	51	5182	1056	RET CONTRIB.- OTHER EMPLOYEES	-	-	-	24,350	24,350
1452	431	10543130	51	5182	1057	RET CONTRIB.- OTHER EMPLOYEES	-	1,439	1,439	20,244	20,244
1453	431	10543130	51	5182	1058	RET CONTRIB.- OTHER EMPLOYEES	-	-	-	-	-
1454	431	10543130	51	5182	1060	RET CONTRIB.- OTHER EMPLOYEES	-	-	-	2,097	2,097
1455	431	10543130	51	5183	1050	HEALTH INSURANCE	967,435	1,054,363	1,054,363	1,096,416	1,096,416
1456	431	10543130	51	5183	1053	HEALTH INSURANCE	24,768	26,104	26,104	23,328	23,328
1457	431	10543130	51	5183	1054	HEALTH INSURANCE	9,866	10,564	10,564	7,776	7,776
1458	431	10543130	51	5183	1055	HEALTH INSURANCE	13,792	12,373	12,373	15,552	15,552
1459	431	10543130	51	5183	1056	HEALTH INSURANCE	62,256	92,333	92,333	101,088	101,088
1460	431	10543130	51	5183	1057	HEALTH INSURANCE	69,181	89,376	89,376	85,536	85,536
1461	431	10543130	51	5183	1058	HEALTH INSURANCE	-	-	-	-	-
1462	431	10543130	51	5183	1060	HEALTH INSURANCE	8,885	7,873	7,873	7,776	7,776
1463	431	10543130	51	5184	1050	HEALTH INSURANCE - RETIREES	91,408	109,175	109,175	120,093	120,093
1464	431	10543130	51	51841	1050	HEALTH INSURANCE - RETIREES	15,291	21,844	21,844	24,331	24,331
1465	431	10543130	51	51842	1050	HEALTH INSURANCE - OPEB	-	56,776	56,776	113,561	113,561
1466	431	10543130	51	51842	1053	HEALTH INSURANCE - OPEB	-	1,208	1,208	2,416	2,416
1467	431	10543130	51	51842	1054	HEALTH INSURANCE - OPEB	-	403	403	805	805
1468	431	10543130	51	51842	1055	HEALTH INSURANCE - OPEB	-	805	805	1,611	1,611
1469	431	10543130	51	51842	1056	HEALTH INSURANCE - OPEB	-	5,235	5,235	10,470	10,470
1470	431	10543130	51	51842	1057	HEALTH INSURANCE - OPEB	-	4,430	4,430	8,859	8,859
1471	431	10543130	51	51842	1060	HEALTH INSURANCE - OPEB	-	403	403	805	805
1472	431	10543130	51	5185	1050	UNEMPLOYMENT CLAIMS	8,271	-	-	-	-
1473	431	10543130	51	5186	1050	WORKERS COMPENSATION	-	-	-	-	-
1474	431	10543130	51	5186	1053	WORKERS COMPENSATION	-	-	-	-	-
1475	431	10543130	51	5186	1054	WORKERS COMPENSATION	-	-	-	-	-
1476	431	10543130	51	5186	1055	WORKERS COMPENSATION	-	-	-	-	-
1477	431	10543130	51	5186	1056	WORKERS COMPENSATION	-	-	-	-	-
1478	431	10543130	51	5186	1057	WORKERS COMPENSATION	-	-	-	-	-
1479	431	10543130	51	5186	1058	WORKERS COMPENSATION	-	-	-	-	-
1480	431	10543130	51	5186	1060	WORKERS COMPENSATION	-	-	-	-	-
1481	431	10543130	51	5187	1050	DENTAL INSURANCE	59,237	56,383	56,383	65,988	65,988
1482	431	10543130	51	5187	1053	DENTAL INSURANCE	1,341	1,224	1,224	1,404	1,404

Union County, NC - FY2010 Budget Worksheet							May 15th, 2009				
Line	Dept	Dept	Rev	Obj.	Proj.	Account	FY2008	FY2009		FY2010	
								Budget	Yr End	Dept.	Manager
No.	Code	Org. #	Exp	Code	Code	Description	Actual	Before Cuts	Estimate	Request	Recomm.
1483	431	10543130	51	5187	1054	DENTAL INSURANCE	450	413	413	468	468
1484	431	10543130	51	5187	1055	DENTAL INSURANCE	901	792	792	936	936
1485	431	10543130	51	5187	1056	DENTAL INSURANCE	4,017	5,232	5,232	6,084	6,084
1486	431	10543130	51	5187	1057	DENTAL INSURANCE	4,307	4,488	4,488	5,148	5,148
1487	431	10543130	51	5187	1058	DENTAL INSURANCE	-	-	-	-	-
1488	431	10543130	51	5187	1060	DENTAL INSURANCE	450	413	413	468	468
1489	431	10543130	51	5188	1050	DENTAL INS - RETIREES UNDER 65	6,166	6,432	6,432	6,432	6,432
1490	431	10543130	51	5189	1050	OTHER FRINGE BENEFITS	15,918	17,225	17,225	17,225	17,000
1491	431	10543130	51	5189	1053	OTHER FRINGE BENEFITS	-	-	-	-	-
1492	431	10543130	51	5189	1054	OTHER FRINGE BENEFITS	-	-	-	-	-
1493	431	10543130	51	5189	1055	OTHER FRINGE BENEFITS	-	-	-	-	-
1494	431	10543130	51	5189	1056	OTHER FRINGE BENEFITS	-	-	-	-	-
1495	431	10543130	51	5189	1057	OTHER FRINGE BENEFITS	-	-	-	-	-
1496	431	10543130	51	5190	1050	LIFE INSURANCE - EMPLOYEES	9,880	10,366	10,366	-	-
1497	431	10543130	51	5190	1053	LIFE INSURANCE - EMPLOYEES	217	221	221	-	-
1498	431	10543130	51	5190	1054	LIFE INSURANCE - EMPLOYEES	58	60	60	-	-
1499	431	10543130	51	5190	1055	LIFE INSURANCE - EMPLOYEES	123	120	120	-	-
1500	431	10543130	51	5190	1056	LIFE INSURANCE - EMPLOYEES	591	851	851	-	-
1501	431	10543130	51	5190	1057	LIFE INSURANCE - EMPLOYEES	619	715	715	-	-
1502	431	10543130	51	5190	1058	LIFE INSURANCE - EMPLOYEES	-	-	-	-	-
1503	431	10543130	51	5190	1060	LIFE INSURANCE - EMPLOYEES	73	75	75	-	-
1504	431	10543135	51	5121		SALARIES & WAGES	1,802,624	2,041,249	1,859,850	2,042,625	1,919,081
1505	431	10543135	51	5121	1080	SALARIES & WAGES	236,072	318,845	258,449	329,931	329,931
1506	431	10543135	51	5121	1081	SALARIES & WAGES	-	-	-	-	-
1507	431	10543135	51	5122		SALARIES & WAGES-OVERTIME	25,709	24,284	24,024	24,000	24,000
1508	431	10543135	51	5122	1080	SALARIES & WAGES-OVERTIME	8,075	21,336	21,108	8,500	8,500
1509	431	10543135	51	5126		SALARIES & WAGES-TEMP AND PART	-	165	163	-	-
1510	431	10543135	51	5126	1080	SALARIES & WAGES-TEMP AND PART	3,789	2,000	1,979	-	-
1511	431	10543135	51	5132		SEPARATION ALLOWANCE	42,784	43,976	43,976	48,301	45,468
1512	431	10543135	51	5132	1080	SEPARATION ALLOWANCE	5,728	6,405	6,405	7,919	7,919
1513	431	10543135	51	5132	1081	SEPARATION ALLOWANCE	-	-	-	-	-
1514	431	10543135	51	5133		401-K SUPP RET PLAN -LEO	23,195	19,058	19,058	7,920	-
1515	431	10543135	51	5134		401-K SUPP RET PLAN -OTHER	68,222	73,223	73,223	95,291	97,154
1516	431	10543135	51	5134	1080	401-K SUPP RET PLAN -OTHER	12,240	13,687	13,687	16,922	16,922
1517	431	10543135	51	5134	1081	401-K SUPP RET PLAN -OTHER	-	-	-	-	-
1518	431	10543135	51	5139		COMMUTING - NONCASH	-	-	-	-	-
1519	431	10543135	51	5180		RET CONTRIB-LAW ENFORCEMENT	22,545	17,637	17,637	7,700	-
1520	431	10543135	51	5181		FICA CONTRIBUTIONS	135,875	137,862	137,862	157,915	148,646
1521	431	10543135	51	5181	1080	FICA CONTRIBUTIONS	18,530	20,499	20,499	25,890	25,890
1522	431	10543135	51	5181	1081	FICA CONTRIBUTIONS	-	-	-	-	-
1523	431	10543135	51	5182		RET CONTRIB.- OTHER EMPLOYEES	66,721	73,260	73,260	93,194	95,016
1524	431	10543135	51	5182	1080	RET CONTRIB.- OTHER EMPLOYEES	11,970	13,386	13,386	16,549	16,549
1525	431	10543135	51	5182	1081	RET CONTRIB.- OTHER EMPLOYEES	-	-	-	-	-
1526	431	10543135	51	5183		HEALTH INSURANCE	344,609	369,740	369,740	432,600	404,352
1527	431	10543135	51	5183	1080	HEALTH INSURANCE	33,659	37,604	37,604	48,211	48,211
1528	431	10543135	51	5183	1081	HEALTH INSURANCE	-	-	-	-	-
1529	431	10543135	51	5184		HEALTH INSURANCE - RETIREES	11,856	17,820	17,820	19,602	19,602
1530	431	10543135	51	51841		HEALTH INSURANCE - RETIREES	12,179	9,154	9,154	9,745	9,745
1531	431	10543135	51	51842		HEALTH INSURANCE - OPEB	-	20,537	20,537	45,099	41,879
1532	431	10543135	51	51842	1080	HEALTH INSURANCE - OPEB	-	2,497	2,497	4,994	4,994
1533	431	10543135	51	5185		UNEMPLOYMENT CLAIMS	8,673	-	-	-	-
1534	431	10543135	51	5186		WORKERS COMPENSATION	-	-	-	-	-
1535	431	10543135	51	5186	1081	WORKERS COMPENSATION	-	-	-	-	-
1536	431	10543135	51	5187		DENTAL INSURANCE	22,366	20,059	20,059	26,208	24,336
1537	431	10543135	51	5187	1080	DENTAL INSURANCE	2,080	1,959	1,959	2,902	2,902
1538	431	10543135	51	5188		DENTAL INS - RETIREES UNDER 65	897	1,152	1,152	1,152	1,152
1539	431	10543135	51	5189		OTHER FRINGE BENEFITS	650	-	-	-	-
1540	431	10543135	51	5190		LIFE INSURANCE - EMPLOYEES	3,140	3,186	3,186	-	-
1541	431	10543135	51	5190	1080	LIFE INSURANCE - EMPLOYEES	410	451	451	-	-
1542	431	10543138	51	5121		SALARIES & WAGES	486,248	509,641	504,193	511,219	511,219
1543	431	10543138	51	5122		SALARIES & WAGES-OVERTIME	6,095	5,116	5,061	5,000	5,000
1544	431	10543138	51	5132		SEPARATION ALLOWANCE	11,521	11,891	11,891	12,080	12,080
1545	431	10543138	51	5133		401-K SUPP RET PLAN -LEO	15,916	16,099	16,099	-	-
1546	431	10543138	51	5134		401-K SUPP RET PLAN -OTHER	7,101	7,574	7,574	25,811	25,811
1547	431	10543138	51	5139		COMMUTING - NONCASH	-	-	-	-	-
1548	431	10543138	51	5180		RET CONTRIB-LAW ENFORCEMENT	15,470	15,625	15,625	-	-
1549	431	10543138	51	5181		FICA CONTRIBUTIONS	36,750	37,624	37,624	39,491	39,491
1550	431	10543138	51	5182		RET CONTRIB.- OTHER EMPLOYEES	8,510	9,104	9,104	25,243	25,243
1551	431	10543138	51	5183		HEALTH INSURANCE	91,891	97,216	97,216	108,864	108,864
1552	431	10543138	51	51842		HEALTH INSURANCE - OPEB	-	5,638	5,638	11,275	11,275
1553	431	10543138	51	5185		UNEMPLOYMENT CLAIMS	7,540	4,018	4,018	-	-
1554	431	10543138	51	5187		DENTAL INSURANCE	6,115	5,659	5,659	6,552	6,552
1555	431	10543138	51	5190		LIFE INSURANCE - EMPLOYEES	845	884	884	-	-
1556				51 Total			13,217,198	14,486,748	14,159,778	14,653,410	14,472,263
1557	431	10543108	52	5211		CLEANING & JANITORIAL SUPPLIES	9,838	8,500	8,500	10,350	9,921
1558	431	10543108	52	5212		WEARING APPAREL	7,962	8,500	8,500	11,291	8,500
1559	431	10543108	52	5260		PRINTING AND OFFICE SUPPLIES	397	600	600	2,579	2,579
1560	431	10543108	52	5270		INVENTORY	73,370	54,400	54,400	15,000	15,000

Union County, NC - FY2010 Budget Worksheet							May 15th, 2009				
Line	Dept	Dept	Rev	Obj.	Proj.	Account	FY2008	FY2009		FY2010	
								Budget	Yr End	Depart.	Manager
No.	Code	Org. #	Exp	Code	Code	Description	Actual	Before Cuts	Estimate	Request	Recomm.
1561	431	10543108	52	52701		NON-BUDGETARY YR END INVENTORY	(240)	-	-	-	-
1562	431	10543108	52	5299		MISCELLANEOUS	-	-	-	-	-
1563	431	10543108	52	5325		POSTAGE	5,416	8,000	8,000	4,000	4,000
1564	431	10543108	52	5381		PROFESSIONAL SERVICES	-	-	-	55,000	55,000
1565	431	10543128	52	5211		CLEANING & JANITORIAL SUPPLIES	29,890	26,857	26,857	34,500	34,500
1566	431	10543128	52	5212		WEARING APPARREL	440	493	493	600	600
1567	431	10543128	52	5220		FOOD AND PROVISIONS	47	24	24	51	51
1568	431	10543128	52	5235		AGRICULT ANIMAL SUPP AND EQUIP	-	500	500	500	500
1569	431	10543128	52	5239		MEDICAL SUPPLIES AND EQUIPMENT	-	-	-	-	-
1570	431	10543128	52	5260		PRINTING AND OFFICE SUPPLIES	778	1,008	1,008	997	997
1571	431	10543128	52	5290		TOOLS AND SUPPLIES	12,427	10,000	10,000	13,300	13,300
1572	431	10543128	52	5321		TELEPHONE AND COMMUNICATIONS	1,380	480	480	1,512	1,512
1573	431	10543128	52	5325		POSTAGE	-	-	-	-	-
1574	431	10543128	52	5330		UTILITIES	223,417	215,577	215,577	224,224	215,577
1575	431	10543128	52	5351		MAINT & REPAIRS-BUILDINGS	137,090	109,300	109,300	130,300	130,300
1576	431	10543128	52	5352		MAINT & REPAIRS-EQUIPMENT	4,161	5,408	5,408	5,398	5,398
1577	431	10543128	52	5353		MAINT & REPAIRS-FUEL GAS	1,909	1,629	1,629	1,894	1,894
1578	431	10543128	52	5355		MAINT & REPAIRS-INSUR REFUNDS	-	-	-	-	-
1579	431	10543128	52	5356		MAINT & REPAIRS-LAND & IMPRVS	19,819	14,000	14,000	15,660	15,660
1580	431	10543128	52	5357		IDC-PROP MGNT OPER CHARGES	19,095	7,262	7,262	6,225	6,225
1581	431	10543128	52	5358		MAINT & REPAIRS-VEH INTERDEPT	199	1,130	1,130	1,139	1,139
1582	431	10543128	52	5359		M&R-VEHICLE-PREVENTABLE ACCDNT	-	16	16	-	-
1583	431	10543128	52	5381		PROFESSIONAL SERVICES	3,052	402	402	402	402
1584	431	10543128	52	5389		OTHER PROF SRVS	-	-	-	-	-
1585	431	10543128	52	5392		LAUNDRY AND DRY CLEANING	-	-	-	-	-
1586	431	10543128	52	5395		EDUCATION EXPENSES	-	-	-	-	-
1587	431	10543128	52	5430		RENTAL OF EQUIPMENT	349	-	-	330	330
1588	431	10543128	52	5450		INSURANCE AND BONDING	17,036	16,040	16,040	11,670	11,670
1589	431	10543128	52	5451		INSURANCE DEDUCTIBLE	-	424	424	-	-
1590	431	10543128	52	5491		DUES AND MEMBERSHIPS	-	-	-	-	-
1591	431	10543130	52	5212	1050	WEARING APPARREL	42,891	46,636	46,636	61,560	45,000
1592	431	10543130	52	5212	1051	WEARING APPARREL	-	-	-	-	-
1593	431	10543130	52	5212	1052	WEARING APPARREL	-	-	-	-	-
1594	431	10543130	52	5212	1053	WEARING APPARREL	190	1,027	1,027	2,009	5,199
1595	431	10543130	52	5212	1054	WEARING APPARREL	868	427	427	933	1,733
1596	431	10543130	52	5212	1055	WEARING APPARREL	700	1,276	1,276	1,276	3,466
1597	431	10543130	52	5212	1056	WEARING APPARREL	4,309	8,504	8,504	9,200	22,529
1598	431	10543130	52	5212	1057	WEARING APPARREL	5,253	6,200	6,200	5,900	6,489
1599	431	10543130	52	5212	1058	WEARING APPARREL	-	-	-	-	-
1600	431	10543130	52	5212	1060	WEARING APPARREL	187	150	150	150	500
1601	431	10543130	52	5212	1063	WEARING APPARREL	262	850	850	1,952	1,757
1602	431	10543130	52	5212	1065	WEARING APPARREL	-	38	38	-	-
1603	431	10543130	52	5220	1050	FOOD AND PROVISIONS	4,555	7,806	7,806	6,395	6,395
1604	431	10543130	52	5220	1052	FOOD AND PROVISIONS	-	-	-	-	-
1605	431	10543130	52	5220	1053	FOOD AND PROVISIONS	71	-	-	-	-
1606	431	10543130	52	5220	1054	FOOD AND PROVISIONS	24	-	-	-	-
1607	431	10543130	52	5220	1055	FOOD AND PROVISIONS	47	-	-	-	-
1608	431	10543130	52	5220	1056	FOOD AND PROVISIONS	212	-	-	-	-
1609	431	10543130	52	5220	1057	FOOD AND PROVISIONS	241	-	-	-	-
1610	431	10543130	52	5220	1060	FOOD AND PROVISIONS	24	24	24	24	24
1611	431	10543130	52	5220	1063	FOOD AND PROVISIONS	58	318	318	468	421
1612	431	10543130	52	5232	1050	AUDIO VISUAL SUPPLIES	689	800	800	1,013	1,013
1613	431	10543130	52	5232	1052	AUDIO VISUAL SUPPLIES	-	-	-	-	-
1614	431	10543130	52	5232	1053	AUDIO VISUAL SUPPLIES	27	-	-	-	-
1615	431	10543130	52	5232	1054	AUDIO VISUAL SUPPLIES	10	-	-	-	-
1616	431	10543130	52	5232	1055	AUDIO VISUAL SUPPLIES	19	-	-	-	-
1617	431	10543130	52	5232	1056	AUDIO VISUAL SUPPLIES	80	-	-	-	-
1618	431	10543130	52	5232	1057	AUDIO VISUAL SUPPLIES	-	-	-	-	-
1619	431	10543130	52	5232	1060	AUDIO VISUAL SUPPLIES	10	-	-	-	-
1620	431	10543130	52	5233	1050	PERIODICALS BOOKS & OTHER PUB	12,007	13,000	13,000	13,000	13,000
1621	431	10543130	52	5233	1051	PERIODICALS BOOKS & OTHER PUB	-	-	-	-	-
1622	431	10543130	52	5233	1052	PERIODICALS BOOKS & OTHER PUB	-	-	-	-	-
1623	431	10543130	52	5233	1053	PERIODICALS BOOKS & OTHER PUB	-	300	300	450	1,050
1624	431	10543130	52	5233	1054	PERIODICALS BOOKS & OTHER PUB	-	150	150	315	350
1625	431	10543130	52	5233	1055	PERIODICALS BOOKS & OTHER PUB	154	150	150	150	700
1626	431	10543130	52	5233	1056	PERIODICALS BOOKS & OTHER PUB	832	877	877	1,050	4,550
1627	431	10543130	52	5233	1057	PERIODICALS BOOKS & OTHER PUB	689	462	462	420	462
1628	431	10543130	52	5233	1060	PERIODICALS BOOKS & OTHER PUB	131	60	60	60	60
1629	431	10543130	52	5235	1050	AGRICULT ANIMAL SUPP AND EQUIP	1,791	1,900	1,900	2,250	2,250
1630	431	10543130	52	5239	1050	MEDICAL SUPPLIES AND EQUIPMENT	288	300	300	700	700
1631	431	10543130	52	5239	1053	MEDICAL SUPPLIES AND EQUIPMENT	-	100	100	400	450
1632	431	10543130	52	5239	1054	MEDICAL SUPPLIES AND EQUIPMENT	-	50	50	150	150
1633	431	10543130	52	5239	1055	MEDICAL SUPPLIES AND EQUIPMENT	-	300	300	300	300
1634	431	10543130	52	5239	1056	MEDICAL SUPPLIES AND EQUIPMENT	-	575	575	600	1,950
1635	431	10543130	52	5239	1057	MEDICAL SUPPLIES AND EQUIPMENT	-	200	200	200	440
1636	431	10543130	52	5239	1060	MEDICAL SUPPLIES AND EQUIPMENT	-	-	-	70	70
1637	431	10543130	52	5239	1065	MEDICAL SUPPLIES AND EQUIPMENT	-	-	-	-	-
1638	431	10543130	52	5260	1050	PRINTING AND OFFICE SUPPLIES	40,476	38,795	38,795	41,400	41,400

Union County, NC - FY2010 Budget Worksheet							May 15th, 2009				
Line No.	Dept Code	Dept Org. #	Rev Exp	Obj Code	Proj. Code	Account Description	FY2008 Actual	FY2009		FY2010	
								Budget Before Cuts	Yr End Estimate	Dept. Request	Manager Recomm.
1639	431	10543130	52	5260	1051	PRINTING AND OFFICE SUPPLIES	-	-	-	-	-
1640	431	10543130	52	5260	1052	PRINTING AND OFFICE SUPPLIES	-	-	-	-	-
1641	431	10543130	52	5260	1053	PRINTING AND OFFICE SUPPLIES	380	119	119	120	120
1642	431	10543130	52	5260	1054	PRINTING AND OFFICE SUPPLIES	87	119	119	119	119
1643	431	10543130	52	5260	1055	PRINTING AND OFFICE SUPPLIES	77	119	119	119	119
1644	431	10543130	52	5260	1056	PRINTING AND OFFICE SUPPLIES	1,773	1,189	1,189	1,200	1,200
1645	431	10543130	52	5260	1057	PRINTING AND OFFICE SUPPLIES	1,194	-	-	-	-
1646	431	10543130	52	5260	1058	PRINTING AND OFFICE SUPPLIES	538	115	115	885	885
1647	431	10543130	52	5260	1060	PRINTING AND OFFICE SUPPLIES	-	-	-	50	50
1648	431	10543130	52	5260	1064	PRINTING AND OFFICE SUPPLIES	-	-	-	-	-
1649	431	10543130	52	5260	1065	PRINTING AND OFFICE SUPPLIES	1,061	953	953	-	-
1650	431	10543130	52	5265	1050	OFFICE COMPUTER EQUIPMENT	5,852	6,521	6,521	2,000	2,000
1651	431	10543130	52	5265	1056	OFFICE COMPUTER EQUIPMENT	-	-	-	-	-
1652	431	10543130	52	5265	1064	OFFICE COMPUTER EQUIPMENT	7,037	1,684	1,684	-	-
1653	431	10543130	52	5265	1065	OFFICE COMPUTER EQUIPMENT	-	714	714	-	-
1654	431	10543130	52	5290	1050	TOOLS AND SUPPLIES	191,111	232,500	232,500	262,761	250,000
1655	431	10543130	52	5290	1051	TOOLS AND SUPPLIES	-	-	-	-	-
1656	431	10543130	52	5290	1052	TOOLS AND SUPPLIES	-	-	-	-	-
1657	431	10543130	52	5290	1053	TOOLS AND SUPPLIES	2,491	4,271	4,271	11,106	11,106
1658	431	10543130	52	5290	1054	TOOLS AND SUPPLIES	1,178	1,276	1,276	3,702	3,702
1659	431	10543130	52	5290	1055	TOOLS AND SUPPLIES	995	1,603	1,603	7,330	7,404
1660	431	10543130	52	5290	1056	TOOLS AND SUPPLIES	13,407	42,907	42,907	33,318	48,126
1661	431	10543130	52	5290	1057	TOOLS AND SUPPLIES	3,803	9,878	9,878	7,460	8,206
1662	431	10543130	52	5290	1058	TOOLS AND SUPPLIES	-	1,237	1,237	367	367
1663	431	10543130	52	5290	1059	TOOLS AND SUPPLIES	3,503	-	-	-	-
1664	431	10543130	52	5290	1060	TOOLS AND SUPPLIES	242	1,127	1,127	1,461	1,623
1665	431	10543130	52	5290	1063	TOOLS AND SUPPLIES	1,014	22,000	22,000	42,000	37,800
1666	431	10543130	52	5290	1064	TOOLS AND SUPPLIES	-	-	-	-	-
1667	431	10543130	52	5290	1065	TOOLS AND SUPPLIES	7,016	6,664	6,664	13,365	13,365
1668	431	10543130	52	5299	1050	MISCELLANEOUS	-	-	-	-	-
1669	431	10543130	52	5311	1050	TRAVEL	1,134	22	22	500	500
1670	431	10543130	52	5311	1057	TRAVEL	329	20	20	-	-
1671	431	10543130	52	5312	1050	TRAVEL SUBSISTENCE	24,581	19,247	19,247	28,800	25,000
1672	431	10543130	52	5312	1051	TRAVEL SUBSISTENCE	-	-	-	-	-
1673	431	10543130	52	5312	1052	TRAVEL SUBSISTENCE	-	-	-	-	-
1674	431	10543130	52	5312	1053	TRAVEL SUBSISTENCE	-	-	-	540	600
1675	431	10543130	52	5312	1054	TRAVEL SUBSISTENCE	-	-	-	200	200
1676	431	10543130	52	5312	1055	TRAVEL SUBSISTENCE	-	-	-	400	400
1677	431	10543130	52	5312	1056	TRAVEL SUBSISTENCE	-	458	458	1,800	2,600
1678	431	10543130	52	5312	1057	TRAVEL SUBSISTENCE	1,380	5,310	5,310	11,296	11,000
1679	431	10543130	52	5312	1060	TRAVEL SUBSISTENCE	-	-	-	62	62
1680	431	10543130	52	5312	1063	TRAVEL SUBSISTENCE	3,143	-	-	4,500	4,050
1681	431	10543130	52	5321	1050	TELEPHONE AND COMMUNICATIONS	65,142	96,000	96,000	101,420	67,244
1682	431	10543130	52	5321	1051	TELEPHONE AND COMMUNICATIONS	-	-	-	-	-
1683	431	10543130	52	5321	1052	TELEPHONE AND COMMUNICATIONS	-	-	-	-	-
1684	431	10543130	52	5321	1053	TELEPHONE AND COMMUNICATIONS	817	1,424	1,424	3,360	3,732
1685	431	10543130	52	5321	1054	TELEPHONE AND COMMUNICATIONS	273	343	343	900	1,244
1686	431	10543130	52	5321	1055	TELEPHONE AND COMMUNICATIONS	575	688	688	1,680	2,488
1687	431	10543130	52	5321	1056	TELEPHONE AND COMMUNICATIONS	4,204	8,592	8,592	10,900	15,542
1688	431	10543130	52	5321	1057	TELEPHONE AND COMMUNICATIONS	2,693	4,694	4,694	9,240	3,003
1689	431	10543130	52	5321	1058	TELEPHONE AND COMMUNICATIONS	-	-	-	-	-
1690	431	10543130	52	5321	1060	TELEPHONE AND COMMUNICATIONS	290	426	426	840	502
1691	431	10543130	52	5325	1050	POSTAGE	6,547	6,902	6,902	7,212	7,212
1692	431	10543130	52	5351	1058	MAINT & REPAIRS-BUILDINGS	-	-	-	-	-
1693	431	10543130	52	5352	1050	MAINT & REPAIRS-EQUIPMENT	30,488	35,250	35,250	37,685	46,047
1694	431	10543130	52	5352	1051	MAINT & REPAIRS-EQUIPMENT	-	-	-	-	-
1695	431	10543130	52	5352	1052	MAINT & REPAIRS-EQUIPMENT	-	-	-	-	-
1696	431	10543130	52	5352	1053	MAINT & REPAIRS-EQUIPMENT	327	330	330	-	-
1697	431	10543130	52	5352	1054	MAINT & REPAIRS-EQUIPMENT	15	20	20	-	20
1698	431	10543130	52	5352	1055	MAINT & REPAIRS-EQUIPMENT	75	80	80	-	-
1699	431	10543130	52	5352	1056	MAINT & REPAIRS-EQUIPMENT	330	1,277	1,277	1,000	1,000
1700	431	10543130	52	5352	1057	MAINT & REPAIRS-EQUIPMENT	245	450	450	-	450
1701	431	10543130	52	5352	1060	MAINT & REPAIRS-EQUIPMENT	-	-	-	143	143
1702	431	10543130	52	5353	1050	MAINT & REPAIRS-FUEL GAS	354,904	264,806	264,806	301,397	301,397
1703	431	10543130	52	5353	1051	MAINT & REPAIRS-FUEL GAS	-	-	-	-	-
1704	431	10543130	52	5353	1052	MAINT & REPAIRS-FUEL GAS	-	-	-	-	-
1705	431	10543130	52	5353	1053	MAINT & REPAIRS-FUEL GAS	9,202	7,255	7,255	7,818	7,818
1706	431	10543130	52	5353	1054	MAINT & REPAIRS-FUEL GAS	3,874	3,007	3,007	2,606	2,606
1707	431	10543130	52	5353	1055	MAINT & REPAIRS-FUEL GAS	6,146	2,997	2,997	5,212	5,212
1708	431	10543130	52	5353	1056	MAINT & REPAIRS-FUEL GAS	33,734	28,808	28,808	33,879	33,879
1709	431	10543130	52	5353	1057	MAINT & REPAIRS-FUEL GAS	14,242	15,830	15,830	17,769	17,769
1710	431	10543130	52	5353	1060	MAINT & REPAIRS-FUEL GAS	1,037	1,322	1,322	1,540	1,540
1711	431	10543130	52	5353	1063	MAINT & REPAIRS-FUEL GAS	-	-	-	-	-
1712	431	10543130	52	5354	1050	MAINT AGREEMNTS-COMP.SOFTWARE	13,611	17,148	17,148	13,500	13,500
1713	431	10543130	52	5354	1051	MAINT AGREEMNTS-COMP.SOFTWARE	-	-	-	-	-
1714	431	10543130	52	5354	1058	MAINT AGREEMNTS-COMP.SOFTWARE	-	-	-	-	-
1715	431	10543130	52	5354	1065	MAINT AGREEMNTS-COMP.SOFTWARE	-	1,500	1,500	1,500	1,500
1716	431	10543130	52	5355	1050	MAINT & REPAIRS-INSUR REFUNDS	-	-	-	-	-

Union County, NC - FY2010 Budget Worksheet							May 15th, 2009				
Line	Dept	Dept	Rev	Obj.	Proj.	Account	FY2008 Actual	FY2009		FY2010	
No.	Code	Org. #	Exp	Code	Code	Description		Budget Before Cuts	Yr End Estimate	Dept. Request	Manager Recomm.
1717	431	10543130	52	5355	1053	MAINT & REPAIRS-INSUR REFUNDS	-	-	-	-	-
1718	431	10543130	52	5358	1050	MAINT & REPAIRS-VEH INTERDEPT	138,991	156,048	156,048	165,442	165,442
1719	431	10543130	52	5358	1053	MAINT & REPAIRS-VEH INTERDEPT	2,859	3,049	3,049	3,403	3,403
1720	431	10543130	52	5358	1054	MAINT & REPAIRS-VEH INTERDEPT	1,236	2,235	2,235	2,252	2,252
1721	431	10543130	52	5358	1055	MAINT & REPAIRS-VEH INTERDEPT	340	2,881	2,881	2,903	2,903
1722	431	10543130	52	5358	1056	MAINT & REPAIRS-VEH INTERDEPT	8,109	12,440	12,440	12,537	12,537
1723	431	10543130	52	5358	1057	MAINT & REPAIRS-VEH INTERDEPT	6,484	13,471	13,471	13,576	13,576
1724	431	10543130	52	5358	1060	MAINT & REPAIRS-VEH INTERDEPT	1,165	512	512	1,387	1,387
1725	431	10543130	52	5359	1050	MAINT & REPAIRS-VEH INT-PREVC	19,874	4,707	4,707	-	-
1726	431	10543130	52	5359	1053	M&R-VEHICLE-PREVENTABLE ACCDNT	13	-	-	-	-
1727	431	10543130	52	5359	1054	M&R-VEHICLE-PREVENTABLE ACCDNT	-	-	-	-	-
1728	431	10543130	52	5359	1055	M&R-VEHICLE-PREVENTABLE ACCDNT	1,213	-	-	-	-
1729	431	10543130	52	5359	1056	M&R-VEHICLE-PREVENTABLE ACCDNT	-	-	-	-	-
1730	431	10543130	52	5359	1057	M&R-VEHICLE-PREVENTABLE ACCDNT	-	-	-	-	-
1731	431	10543130	52	5360	1050	M&R-VEHICLE-NONPREVENTABLES	44,336	26,508	26,508	-	-
1732	431	10543130	52	5360	1053	M&R-VEHICLE-NONPREVENTABLES	-	-	-	-	-
1733	431	10543130	52	5360	1055	M&R-VEHICLE-NONPREVENTABLES	-	-	-	-	-
1734	431	10543130	52	5360	1056	M&R-VEHICLE-NONPREVENTABLES	3,933	-	-	-	-
1735	431	10543130	52	5360	1057	M&R-VEHICLE-NONPREVENTABLES	-	664	664	-	-
1736	431	10543130	52	5370	1050	ADVERTISING/EMPL.RECOGNITION	520	725	725	1,013	1,013
1737	431	10543130	52	5381	1050	PROFESSIONAL SERVICES	14,657	8,134	8,134	16,885	16,885
1738	431	10543130	52	5381	1051	PROFESSIONAL SERVICES	-	-	-	-	-
1739	431	10543130	52	5381	1052	PROFESSIONAL SERVICES	-	-	-	-	-
1740	431	10543130	52	5381	1053	PROFESSIONAL SERVICES	57	66	66	203	225
1741	431	10543130	52	5381	1054	PROFESSIONAL SERVICES	-	75	75	75	75
1742	431	10543130	52	5381	1055	PROFESSIONAL SERVICES	-	-	-	150	150
1743	431	10543130	52	5381	1056	PROFESSIONAL SERVICES	540	617	617	675	975
1744	431	10543130	52	5381	1057	PROFESSIONAL SERVICES	57	750	750	66	825
1745	431	10543130	52	5381	1058	PROFESSIONAL SERVICES	-	-	-	-	-
1746	431	10543130	52	5381	1060	PROFESSIONAL SERVICES	57	66	66	72	66
1747	431	10543130	52	53811	1050	PROFESSIONAL SRV-SPECIFIC	16,000	20,910	20,910	20,910	20,910
1748	431	10543130	52	5382	1050	LEGAL SERVICES	-	-	-	-	-
1749	431	10543130	52	5382	1053	LEGAL SERVICES	-	-	-	-	-
1750	431	10543130	52	5382	1054	LEGAL SERVICES	-	-	-	-	-
1751	431	10543130	52	5382	1055	LEGAL SERVICES	-	-	-	-	-
1752	431	10543130	52	5382	1056	LEGAL SERVICES	-	-	-	-	-
1753	431	10543130	52	5382	1057	LEGAL SERVICES	-	-	-	-	-
1754	431	10543130	52	5382	1060	LEGAL SERVICES	-	-	-	-	-
1755	431	10543130	52	5383	1050	MEDICAL SERVICES	7,132	6,700	6,700	6,700	6,700
1756	431	10543130	52	5383	1053	MEDICAL SERVICES	-	100	100	405	450
1757	431	10543130	52	5383	1054	MEDICAL SERVICES	-	100	100	150	150
1758	431	10543130	52	5383	1055	MEDICAL SERVICES	-	200	200	300	300
1759	431	10543130	52	5383	1056	MEDICAL SERVICES	25	250	250	500	1,950
1760	431	10543130	52	5383	1057	MEDICAL SERVICES	-	140	140	150	1,650
1761	431	10543130	52	5383	1060	MEDICAL SERVICES	25	25	25	25	25
1762	431	10543130	52	5384	1050	SETTLEMENT CHARGES/FEEES	-	-	-	-	-
1763	431	10543130	52	5393	1050	TEMPORARY HELP SERVICES	4,995	-	-	-	-
1764	431	10543130	52	5395	1050	EDUCATION EXPENSES	30,990	30,000	30,000	42,480	30,000
1765	431	10543130	52	5395	1051	EDUCATION EXPENSES	-	-	-	-	-
1766	431	10543130	52	5395	1052	EDUCATION EXPENSES	-	-	-	-	-
1767	431	10543130	52	5395	1053	EDUCATION EXPENSES	-	21	21	1,215	1,350
1768	431	10543130	52	5395	1054	EDUCATION EXPENSES	-	32	32	405	450
1769	431	10543130	52	5395	1055	EDUCATION EXPENSES	-	131	131	900	900
1770	431	10543130	52	5395	1056	EDUCATION EXPENSES	-	541	541	1,000	5,850
1771	431	10543130	52	5395	1057	EDUCATION EXPENSES	2,675	1,224	1,224	4,500	4,950
1772	431	10543130	52	5395	1058	EDUCATION EXPENSES	-	-	-	-	-
1773	431	10543130	52	5395	1060	EDUCATION EXPENSES	-	7	7	-	-
1774	431	10543130	52	5395	1063	EDUCATION EXPENSES	800	775	775	720	648
1775	431	10543130	52	5410	1050	RENTAL OF REAL PROPERTY	150	-	-	700	-
1776	431	10543130	52	5410	1053	RENTAL OF REAL PROPERTY	-	-	-	-	-
1777	431	10543130	52	5410	1054	RENTAL OF REAL PROPERTY	-	-	-	-	-
1778	431	10543130	52	5410	1055	RENTAL OF REAL PROPERTY	-	-	-	-	-
1779	431	10543130	52	5410	1056	RENTAL OF REAL PROPERTY	-	-	-	-	-
1780	431	10543130	52	5410	1057	RENTAL OF REAL PROPERTY	-	-	-	-	-
1781	431	10543130	52	5430	1050	RENTAL OF EQUIPMENT	29,252	28,476	28,476	21,000	21,000
1782	431	10543130	52	5430	1053	RENTAL OF EQUIPMENT	496	432	432	432	432
1783	431	10543130	52	5430	1054	RENTAL OF EQUIPMENT	195	144	144	144	144
1784	431	10543130	52	5430	1055	RENTAL OF EQUIPMENT	190	216	216	288	288
1785	431	10543130	52	5430	1056	RENTAL OF EQUIPMENT	1,353	1,428	1,428	1,428	1,428
1786	431	10543130	52	5430	1057	RENTAL OF EQUIPMENT	573	890	890	890	890
1787	431	10543130	52	5430	1058	RENTAL OF EQUIPMENT	-	-	-	-	-
1788	431	10543130	52	5430	1060	RENTAL OF EQUIPMENT	-	-	-	144	144
1789	431	10543130	52	5450	1050	INSURANCE AND BONDING	170,765	160,630	160,630	138,214	138,214
1790	431	10543130	52	5450	1053	INSURANCE AND BONDING	3,702	3,000	3,000	3,000	3,000
1791	431	10543130	52	5450	1054	INSURANCE AND BONDING	1,220	978	978	978	978
1792	431	10543130	52	5450	1055	INSURANCE AND BONDING	2,439	1,966	1,966	1,966	1,966
1793	431	10543130	52	5450	1056	INSURANCE AND BONDING	9,808	10,831	10,831	10,831	10,831
1794	431	10543130	52	5450	1057	INSURANCE AND BONDING	11,068	9,947	9,947	9,947	9,947

Union County, NC - FY2010 Budget Worksheet							May 15th, 2009				
Line No.	Dept Code	Dept Org. #	Rev Exp	Obj Code	Proj. Code	Account Description	FY2008 Actual	FY2009		FY2010	
								Budget Before Cuts	Yr End Estimate	Dept. Request	Manager Recomm.
1795	431	10543130	52	5450	1058	INSURANCE AND BONDING	-	-	-	-	-
1796	431	10543130	52	5450	1060	INSURANCE AND BONDING	673	601	601	601	601
1797	431	10543130	52	5451	1050	INSURANCE DEDUCTIBLE	38,535	28,708	28,708	28,707	-
1798	431	10543130	52	5451	1055	INSURANCE DEDUCTIBLE	-	-	-	-	-
1799	431	10543130	52	5451	1056	INSURANCE DEDUCTIBLE	19,287	-	-	-	-
1800	431	10543130	52	5491	1050	DUES AND MEMBERSHIPS	6,064	6,375	6,375	6,375	6,375
1801	431	10543130	52	5491	1052	DUES AND MEMBERSHIPS	-	-	-	-	-
1802	431	10543130	52	5491	1053	DUES AND MEMBERSHIPS	-	-	-	-	-
1803	431	10543130	52	5491	1054	DUES AND MEMBERSHIPS	-	-	-	-	-
1804	431	10543130	52	5491	1055	DUES AND MEMBERSHIPS	-	-	-	-	-
1805	431	10543130	52	5491	1056	DUES AND MEMBERSHIPS	-	-	-	-	-
1806	431	10543130	52	5491	1057	DUES AND MEMBERSHIPS	182	-	-	-	-
1807	431	10543130	52	5491	1063	DUES AND MEMBERSHIPS	-	40	40	153	138
1808	431	10543135	52	5211		CLEANING & JANITORIAL SUPPLIES	93	17	17	-	-
1809	431	10543135	52	5211	1081	CLEANING & JANITORIAL SUPPLIES	-	-	-	-	-
1810	431	10543135	52	5212		WEARING APPAREL	20,338	24,160	24,160	56,985	35,000
1811	431	10543135	52	5212	1080	WEARING APPAREL	-	219	219	218	218
1812	431	10543135	52	5220		FOOD AND PROVISIONS	480,966	539,462	539,462	547,340	547,340
1813	431	10543135	52	5220	1080	FOOD AND PROVISIONS	301	308	308	308	308
1814	431	10543135	52	5220	1081	FOOD AND PROVISIONS	-	-	-	-	-
1815	431	10543135	52	5232		AUDIO VISUAL SUPPLIES	1,078	1,000	1,000	1,150	1,150
1816	431	10543135	52	5232	1080	AUDIO VISUAL SUPPLIES	-	-	-	-	-
1817	431	10543135	52	5232	1081	AUDIO VISUAL SUPPLIES	-	-	-	-	-
1818	431	10543135	52	5233		PERIODICALS BOOKS & OTHER PUB	967	1,904	1,904	6,223	3,000
1819	431	10543135	52	5233	1080	PERIODICALS BOOKS & OTHER PUB	61	544	544	-	-
1820	431	10543135	52	5233	1081	PERIODICALS BOOKS & OTHER PUB	-	-	-	-	-
1821	431	10543135	52	5239		MEDICAL SUPPLIES AND EQUIPMENT	8,047	8,400	8,400	10,410	8,910
1822	431	10543135	52	5239	1080	MEDICAL SUPPLIES AND EQUIPMENT	97,148	75,000	75,000	80,000	80,000
1823	431	10543135	52	5260		PRINTING AND OFFICE SUPPLIES	22,754	20,000	20,000	24,000	20,000
1824	431	10543135	52	5260	1080	PRINTING AND OFFICE SUPPLIES	8,040	8,400	8,400	8,400	8,400
1825	431	10543135	52	5260	1081	PRINTING AND OFFICE SUPPLIES	-	-	-	-	-
1826	431	10543135	52	5265		OFFICE COMPUTER EQUIPMENT	635	767	767	1,500	-
1827	431	10543135	52	5265	1080	OFFICE COMPUTER EQUIPMENT	2,497	-	-	-	-
1828	431	10543135	52	5290		TOOLS AND SUPPLIES	30,472	31,000	31,000	44,721	35,121
1829	431	10543135	52	5290	1080	TOOLS AND SUPPLIES	8	10	10	23	23
1830	431	10543135	52	5290	1081	TOOLS AND SUPPLIES	-	-	-	-	-
1831	431	10543135	52	5299		MISCELLANEOUS	-	-	-	-	-
1832	431	10543135	52	5311		TRAVEL	44	25	25	500	500
1833	431	10543135	52	5311	1080	TRAVEL	431	261	261	261	261
1834	431	10543135	52	5312		TRAVEL SUBSISTENCE	6,068	4,800	4,800	12,951	6,000
1835	431	10543135	52	5312	1080	TRAVEL SUBSISTENCE	1,406	225	225	225	225
1836	431	10543135	52	5321		TELEPHONE AND COMMUNICATIONS	16,515	21,210	21,210	22,000	21,210
1837	431	10543135	52	5325		POSTAGE	22	20	20	65	65
1838	431	10543135	52	5325	1080	POSTAGE	27	109	109	80	80
1839	431	10543135	52	5325	1081	POSTAGE	-	-	-	-	-
1840	431	10543135	52	5351		MAINT & REPAIRS-BUILDINGS	-	-	-	-	-
1841	431	10543135	52	5352		MAINT & REPAIRS-EQUIPMENT	8,400	7,368	7,368	6,500	9,000
1842	431	10543135	52	5352	1080	MAINT & REPAIRS-EQUIPMENT	116	-	-	-	-
1843	431	10543135	52	5353		MAINT & REPAIRS-FUEL GAS	31,581	26,427	26,427	28,207	28,207
1844	431	10543135	52	5354		MAINT AGREEMNTS-COMP.SOFTWARE	5,996	6,250	6,250	6,250	6,250
1845	431	10543135	52	5354	1080	MAINT AGREEMNTS-COMP.SOFTWARE	89	-	-	100	100
1846	431	10543135	52	5355		MAINT & REPAIRS-INSUR REFUNDS	-	-	-	-	-
1847	431	10543135	52	5356		MAINT & REPAIRS-LAND & IMPRV	-	-	-	-	-
1848	431	10543135	52	5358		MAINT & REPAIRS-VEH INTERDEPT	4,390	9,750	9,750	9,826	9,826
1849	431	10543135	52	5359		MAINT & REPAIRS-VEH INT-PREVC	59	1,272	1,272	-	-
1850	431	10543135	52	5360		M&R-VEHICLE-NONPREVENTABLES	-	671	671	-	-
1851	431	10543135	52	5370		ADVERTISING/EMPL.RECOGNITION	220	100	100	100	100
1852	431	10543135	52	5370	1080	ADVERTISING/EMPL.RECOGNITION	1,269	(17)	(17)	-	-
1853	431	10543135	52	5381		PROFESSIONAL SERVICES	8,824	5,672	5,672	6,000	6,000
1854	431	10543135	52	5381	1080	PROFESSIONAL SERVICES	-	750	750	750	750
1855	431	10543135	52	5381	1081	PROFESSIONAL SERVICES	60,630	74,760	74,760	74,760	67,260
1856	431	10543135	52	5382		LEGAL SERVICES	-	-	-	-	-
1857	431	10543135	52	5383		MEDICAL SERVICES	350	1,315	1,315	1,020	1,020
1858	431	10543135	52	5383	1080	MEDICAL SERVICES	651,414	275,000	275,000	250,000	250,000
1859	431	10543135	52	5389		OTHER PROF SRVS	-	-	-	-	-
1860	431	10543135	52	5389	1080	OTHER PROF SRVS	25,071	-	-	29,311	29,311
1861	431	10543135	52	5392	1080	LAUNDRY AND DRY CLEANING	-	-	-	-	-
1862	431	10543135	52	5393	1080	TEMPORARY HELP SERVICES	682	-	-	-	-
1863	431	10543135	52	5395		EDUCATION EXPENSES	601	3,600	3,600	8,050	3,000
1864	431	10543135	52	5395	1080	EDUCATION EXPENSES	945	59	59	59	59
1865	431	10543135	52	5395	1081	EDUCATION EXPENSES	-	-	-	-	-
1866	431	10543135	52	5430		RENTAL OF EQUIPMENT	7,986	7,700	7,700	3,400	3,400
1867	431	10543135	52	5430	1080	RENTAL OF EQUIPMENT	-	33	33	33	33
1868	431	10543135	52	5450		INSURANCE AND BONDING	39,632	36,859	36,859	36,859	36,859
1869	431	10543135	52	5450	1080	INSURANCE AND BONDING	9,151	3,117	3,117	3,117	3,117
1870	431	10543135	52	5450	1081	INSURANCE AND BONDING	-	-	-	-	-
1871	431	10543135	52	5451		INSURANCE DEDUCTIBLE	8,645	5,050	5,050	5,050	4,500
1872	431	10543135	52	5491		DUES AND MEMBERSHIPS	1,052	1,100	1,100	1,100	1,100

Union County, NC - FY2010 Budget Worksheet May 15th, 2009

Line No.	Dept Code	Dept Org. #	Rev Exp	Obj Code	Proj Code	Account Description	FY2009				FY2010	
							FY2008 Actual	Budget		Dept. Request	Manager Recomm.	
								Before Cuts	Yr End Estimate			
1873	431	10543135	52	5491	1080	DUES AND MEMBERSHIPS	275	425	425	425	425	
1874	431	10543138	52	5211		CLEANING & JANITORIAL SUPPLIES	2,189	2,755	2,755	3,600	3,600	
1875	431	10543138	52	5212		WEARING APPARREL	3,839	4,243	4,243	3,820	3,820	
1876	431	10543138	52	5220		FOOD AND PROVISIONS	329	306	306	373	373	
1877	431	10543138	52	5232		AUDIO VISUAL SUPPLIES	-	72	72	72	72	
1878	431	10543138	52	5233		PERIODICALS BOOKS & OTHER PUB	-	383	383	800	800	
1879	431	10543138	52	5235		AGRICULT ANIMAL SUPP AND EQUIP	5,081	3,779	3,779	10,000	10,000	
1880	431	10543138	52	5239		MEDICAL SUPPLIES AND EQUIPMENT	25,498	33,649	33,649	27,834	27,834	
1881	431	10543138	52	5260		PRINTING AND OFFICE SUPPLIES	6,960	7,545	7,545	8,500	8,500	
1882	431	10543138	52	5265		OFFICE COMPUTER EQUIPMENT	-	-	-	-	-	
1883	431	10543138	52	5290		TOOLS AND SUPPLIES	16,038	17,661	17,661	24,000	20,000	
1884	431	10543138	52	5311		TRAVEL	-	-	-	-	-	
1885	431	10543138	52	5312		TRAVEL SUBSISTENCE	4,372	2,000	2,000	4,500	3,000	
1886	431	10543138	52	5321		TELEPHONE AND COMMUNICATIONS	3,174	3,443	3,443	7,400	7,400	
1887	431	10543138	52	5325		POSTAGE	90	100	100	540	300	
1888	431	10543138	52	5330		UTILITIES	-	173	173	-	-	
1889	431	10543138	52	5351		MAINT & REPAIRS-BUILDINGS	-	174	174	1,900	1,900	
1890	431	10543138	52	5352		MAINT & REPAIRS-EQUIPMENT	3,822	3,061	3,061	2,800	2,800	
1891	431	10543138	52	5353		MAINT & REPAIRS-FUEL GAS	35,013	23,558	23,558	28,143	28,143	
1892	431	10543138	52	5354		MAINT AGREEMNTS-COMP.SOFTWARE	-	-	-	-	-	
1893	431	10543138	52	5356		MAINT & REPAIRS-LAND & IMPRVS	8,510	8,150	8,150	8,150	8,150	
1894	431	10543138	52	5357		IDC-PROP MGNT OPER CHARGES	117,228	91,102	91,102	88,726	88,726	
1895	431	10543138	52	5358		M&R-VEHICLE-ROUTINE INTERDEPT	10,869	11,948	11,948	12,938	12,938	
1896	431	10543138	52	5359		M&R-VEHICLE-PREVENTABLE ACCDNT	3,481	1,739	1,739	-	-	
1897	431	10543138	52	5360		M&R-VEHICLE-NONPREVENTABLES	-	411	411	-	-	
1898	431	10543138	52	5370		ADVERTISING/EMPL.RECONGNITION	-	-	-	2,340	2,340	
1899	431	10543138	52	5381		PROFESSIONAL SERVICES	21,544	2,515	2,515	3,330	3,330	
1900	431	10543138	52	5383		MEDICAL SERVICES	58,812	44,021	44,021	56,160	56,160	
1901	431	10543138	52	5392		LAUNDRY AND DRY CLEANING	-	-	-	-	-	
1902	431	10543138	52	5393		TEMPORARY HELP SERVICES	-	-	-	-	-	
1903	431	10543138	52	5395		EDUCATION EXPENSES	3,250	3,151	3,151	3,651	3,000	
1904	431	10543138	52	5430		RENTAL OF EQUIPMENT	4,850	1,380	1,380	5,000	5,000	
1905	431	10543138	52	5450		INSURANCE AND BONDING	17,098	16,100	16,100	16,100	16,100	
1906	431	10543138	52	5451		INSURANCE DEDUCTIBLE	2,017	3,319	3,319	3,318	3,318	
1907	431	10543138	52	5491		DUES AND MEMBERSHIPS	250	250	250	350	350	
1908	431	10543138	52	5492		UNCOLLECTIBLE ACCOUNTS	-	-	-	-	-	
1909				52 Total			4,029,665	3,521,883	3,521,883	3,833,797	3,702,370	
1910	431	10543108	55	5510		OFFICE FURNITURE AND EQUIPMENT	-	-	-	-	-	
1911	431	10543128	55	5510		OFFICE FURNITURE AND EQUIPMENT	17,695	-	-	-	-	
1912	431	10543128	55	5540		VEHICLES	-	-	-	-	-	
1913	431	10543128	55	5550		OTHER EQUIPMENT	16,980	74,800	74,800	52,800	52,800	
1914	431	10543128	55	5570		LAND AND IMPROVEMENTS	-	-	-	-	-	
1915	431	10543128	55	5580		BUILDINGS AND IMPROVEMENTS	-	-	-	247,200	247,200	
1916	431	10543130	55	5510	1050	OFFICE FURNITURE AND EQUIPMENT	-	-	-	-	-	
1917	431	10543130	55	5510	1051	OFFICE FURNITURE AND EQUIPMENT	-	-	-	-	-	
1918	431	10543130	55	5510	1052	OFFICE FURNITURE AND EQUIPMENT	-	-	-	-	-	
1919	431	10543130	55	5510	1053	OFFICE FURNITURE AND EQUIPMENT	-	-	-	-	-	
1920	431	10543130	55	5510	1054	OFFICE FURNITURE AND EQUIPMENT	-	-	-	-	-	
1921	431	10543130	55	5510	1055	OFFICE FURNITURE AND EQUIPMENT	-	-	-	-	-	
1922	431	10543130	55	5510	1056	OFFICE FURNITURE AND EQUIPMENT	-	-	-	-	-	
1923	431	10543130	55	5510	1057	OFFICE FURNITURE AND EQUIPMENT	-	-	-	-	-	
1924	431	10543130	55	5510	1058	OFFICE FURNITURE AND EQUIPMENT	-	-	-	-	-	
1925	431	10543130	55	5540	1050	VEHICLES	935,015	109,524	109,524	433,200	408,082	
1926	431	10543130	55	5540	1051	VEHICLES	-	-	-	-	-	
1927	431	10543130	55	5540	1053	VEHICLES	16,317	16,109	16,109	17,100	16,875	
1928	431	10543130	55	5540	1054	VEHICLES	5,439	5,370	5,370	5,700	5,625	
1929	431	10543130	55	5540	1055	VEHICLES	10,878	10,739	10,739	11,400	11,250	
1930	431	10543130	55	5540	1056	VEHICLES	43,575	69,804	69,804	74,100	73,125	
1931	431	10543130	55	5540	1058	VEHICLES	-	-	-	-	-	
1932	431	10543130	55	5550	1050	OTHER EQUIPMENT	204,465	78,000	78,000	171,500	151,276	
1933	431	10543130	55	5550	1051	OTHER EQUIPMENT	-	-	-	-	-	
1934	431	10543130	55	5550	1052	OTHER EQUIPMENT	-	-	-	-	-	
1935	431	10543130	55	5550	1053	OTHER EQUIPMENT	8,227	9,000	9,000	9,000	9,000	
1936	431	10543130	55	5550	1054	OTHER EQUIPMENT	1,361	3,000	3,000	3,000	3,000	
1937	431	10543130	55	5550	1055	OTHER EQUIPMENT	2,722	6,000	6,000	6,000	6,000	
1938	431	10543130	55	5550	1056	OTHER EQUIPMENT	21,966	39,000	39,000	39,000	39,000	
1939	431	10543130	55	5550	1057	OTHER EQUIPMENT	-	-	-	-	-	
1940	431	10543130	55	5550	1058	OTHER EQUIPMENT	-	-	-	-	-	
1941	431	10543130	55	5550	1059	OTHER EQUIPMENT	-	-	-	-	-	
1942	431	10543130	55	5550	1064	OTHER EQUIPMENT	-	32,826	32,826	-	-	
1943	431	10543130	55	5580	1050	BUILDINGS AND IMPROVEMENTS	-	-	-	-	-	
1944	431	10543130	55	5580	1051	BUILDINGS AND IMPROVEMENTS	-	-	-	-	-	
1945	431	10543130	55	5580	1058	BUILDINGS AND IMPROVEMENTS	-	-	-	-	-	
1946	431	10543135	55	5510		OFFICE FURNITURE AND EQUIPMENT	-	-	-	-	-	
1947	431	10543135	55	5540		VEHICLES	34,592	-	-	25,600	25,600	
1948	431	10543135	55	5550		OTHER EQUIPMENT	-	-	-	9,500	9,500	
1949	431	10543138	55	5540		VEHICLES	-	-	-	48,484	47,270	
1950	431	10543138	55	5550		OTHER EQUIPMENT	-	-	-	12,000	10,292	

Union County, NC - FY2010 Budget Worksheet							May 15th, 2009				
Line	Dept	Dept	Rev	Obj.	Proj.	Account	FY2008	FY2009		FY2010	
No.	Code	Org. #	Exp	Code	Code	Description	Actual	Budget Before Cuts	Yr End Estimate	Depart. Request	Manager Recomm.
1951	431	10543138	55	5570		LAND AND IMPROVEMENTS	8,547	-	-	-	-
1952			55 Total				1,327,779	454,172	454,172	1,165,584	1,115,895
1953	431	10543108	56	5920		CONTINGENCY	-	25,346	-	-	-
1954	431	10543128	56	5710		GO BOND PRINCIPAL	40,772	40,773	40,773	40,773	40,773
1955	431	10543128	56	5711		GO BOND INTEREST	56,717	37,863	37,863	53,838	53,838
1956	431	10543128	56	57111		GO BOND INTEREST CREDIT	1,389	24,612	24,612	24,612	24,612
1957	431	10543128	56	5712		GO BOND SERVICE CHARGES	3,586	13,000	13,000	3,900	3,900
1958	431	10543128	56	5715		GO BOND ISSUE COSTS	-	-	-	-	-
1959	431	10543128	56	5730		INST FIN PRINCIPAL	526,982	531,793	531,793	484,710	484,710
1960	431	10543128	56	5731		INST FIN INTEREST	90,958	78,761	78,761	65,274	65,274
1961	431	10543128	56	57311		INST FIN INTEREST CREDIT	(9,610)	(1,191)	(1,191)	-	-
1962	431	10543128	56	5732		INST FIN SERVICE CHARGES	360	357	357	400	400
1963	431	10543128	56	5735		INST FIN ISSUANCE COSTS	-	-	-	-	-
1964	431	10543128	56	5739		INST FIN REMIT TO ESCROW	-	-	-	-	-
1965	431	10543128	56	5762		GO CP BAN SERVICE CHARGES	-	-	-	-	-
1966	431	10543128	56	5920		CONTINGENCY	-	79,649	-	-	-
1967	431	10543130	56	5031	1050	IFT TO SPECIAL REVENUE FUND	-	-	-	-	-
1968	431	10543130	56	5031	1051	IFT TO SPECIAL REVENUE FUND	-	-	-	-	-
1969	431	10543130	56	5031	1052	IFT TO SPECIAL REVENUE FUND	-	-	-	-	-
1970	431	10543130	56	5031	1061	IFT TO SPECIAL REVENUE FUND	-	-	-	-	-
1971	431	10543130	56	5040	1050	IFT TO GENERAL CAPITAL PROJ FD	-	-	-	-	-
1972	431	10543130	56	5800	1051	INTERDEPARTMENTAL CHARGES	-	-	-	-	-
1973	431	10543130	56	5800	1060	INTERDEPARTMENTAL CHARGES	(62,118)	(63,689)	(63,689)	(66,384)	(66,552)
1974	431	10543130	56	5920	1050	CONTINGENCY	-	891,654	-	7,373	7,373
1975	431	10543130	56	5920	1051	CONTINGENCY	-	-	-	-	-
1976	431	10543130	56	5920	1052	CONTINGENCY	-	-	-	-	-
1977	431	10543130	56	5920	1053	CONTINGENCY	-	24,550	-	19,777	-
1978	431	10543130	56	5920	1054	CONTINGENCY	-	21,238	-	14,746	-
1979	431	10543130	56	5920	1055	CONTINGENCY	-	16,821	-	12,885	-
1980	431	10543130	56	5920	1056	CONTINGENCY	-	125,763	-	40,115	40,115
1981	431	10543130	56	5920	1057	CONTINGENCY	-	6,392	-	-	-
1982	431	10543130	56	5920	1058	CONTINGENCY	-	3,110	-	2,225	-
1983	431	10543130	56	5920	1059	CONTINGENCY	-	-	-	-	-
1984	431	10543130	56	5920	1060	CONTINGENCY	-	1,433	-	-	-
1985	431	10543130	56	5920	1063	CONTINGENCY	-	67,452	-	-	-
1986	431	10543130	56	5920	1064	CONTINGENCY	-	13,415	-	184,000	183,495
1987	431	10543130	56	5920	1065	CONTINGENCY	-	5,131	-	-	-
1988	431	10543135	56	5040		IFT TO GENERAL CAPITAL PROJ FD	-	-	-	-	-
1989	431	10543135	56	5630		PAYMENTS TO OTHER GOV UNITS	(162)	-	-	-	-
1990	431	10543135	56	5920		CONTINGENCY	-	99,096	-	25,000	25,000
1991	431	10543135	56	5920	1080	CONTINGENCY	-	192,451	-	-	-
1992	431	10543138	56	5040		IFT TO GENERAL CAPITAL PROJ FD	-	-	-	-	-
1993	431	10543138	56	5731		INST FIN INTEREST	-	-	-	-	-
1994	431	10543138	56	57311		INST FIN INTEREST CREDIT	-	-	-	-	-
1995	431	10543138	56	5920		CONTINGENCY	-	155,728	-	-	-
1996			56 Total				648,873	2,391,508	662,279	913,244	862,938
1997	431	10443108	60	4570		DEPT SERVICE CHARGES-CONCESSN	(93,955)	(105,306)	(80,000)	(95,000)	(95,000)
1998	431	10443128	60	4015		IFT FROM DEBT RESERVE FUND	-	-	-	-	-
1999	431	10443128	60	4730		INST FING PROCEEDS	-	-	-	-	-
2000	431	10443128	60	4811		INVEST EARNINGS-GO BONDS	-	-	-	-	-
2001	431	10443128	60	4850		MISC REVENUE-INSURANCE REFUNDS	-	-	-	-	-
2002	431	10443130	60	4252	1052	CONTROLLED SUB TAX RIG-SSR	-	-	-	-	-
2003	431	10443130	60	4290	1050	DEPT INTERGOV RECEIPTS RIG-LSR	-	-	-	-	-
2004	431	10443130	60	4290	1053	DEPT INTERGOV RECEIPTS RIG-LSR	(195,363)	(199,077)	(199,077)	(199,077)	(199,077)
2005	431	10443130	60	4290	1054	DEPT INTERGOV RECEIPTS RIG-LSR	(65,121)	(66,359)	(66,359)	(66,359)	(66,359)
2006	431	10443130	60	4290	1055	DEPT INTERGOV RECEIPTS RIG-LSR	(130,244)	(132,718)	(132,718)	(132,718)	(132,718)
2007	431	10443130	60	4290	1056	DEPT INTERGOV RECEIPTS RIG-LSR	(587,344)	(877,290)	(877,290)	(877,290)	(877,290)
2008	431	10443130	60	4290	1057	DEPT INTERGOV RECEIPTS RIG-LSR	(485,086)	(577,280)	(577,280)	(577,280)	(577,280)
2009	431	10443130	60	4290	1064	DEPT INTERGOV RECEIPTS RIG-LSR	(41,476)	(13,486)	(13,486)	(183,495)	-
2010	431	10443130	60	4309	1050	FED REIMBURSEMENT	(6,161)	(8,000)	(3,637)	(3,637)	(3,637)
2011	431	10443130	60	4309	1053	FED GRANT-COPS AHEAD	-	-	-	-	-
2012	431	10443130	60	4309	1056	FED GRANT-COPS AHEAD	-	-	-	-	-
2013	431	10443130	60	4310	1050	FED GRANT-OJP (COPS MORE)	-	-	-	-	-
2014	431	10443130	60	4310	1058	FED GRANT-OJP (COPS MORE)	-	-	-	-	-
2015	431	10443130	60	4310	1064	FED GRANT-OJP-JAG	-	-	-	-	-
2016	431	10443130	60	4327	1050	FED GRANT-FEMA	-	-	-	-	-
2017	431	10443130	60	4371	1050	FED GRANT-OJP (LLEBG)	-	-	-	-	-
2018	431	10443130	60	4371	1055	FED GRANT-OJP (LLEBG)	-	-	-	-	-
2019	431	10443130	60	4371	1058	FED GRANT-OJP (LLEBG)	-	-	-	-	-
2020	431	10443130	60	4371	1059	FED GRANT-OJP (LLEBG)	-	-	-	-	-
2021	431	10443130	60	4372	1050	FED GRANT-COMM SAFE TRANS PROG	-	-	-	-	-
2022	431	10443130	60	4372	1058	FED GRANT-COMM SAFE TRANS PROG	-	-	-	-	-
2023	431	10443130	60	4407	1050	ST GRANT-GOV.CRIME COMMISSION	-	-	-	-	-
2024	431	10443130	60	4407	1058	ST GRANT-GOV.CRIME COMMISSION	-	-	-	-	-
2025	431	10443130	60	4408	1050	ST GRANT-GENERAL	-	-	-	-	-
2026	431	10443130	60	4409	1050	ST GRANT-GOVERNOR'S HWY PROG	-	-	-	-	-
2027	431	10443130	60	4500	1050	DEPT PERMIT CHARGES	(15,840)	(15,480)	(27,693)	(27,693)	(27,693)
2028	431	10443130	60	4501	1050	DEPT PERMIT CHARGES-CCWL	(23,510)	(20,648)	(47,953)	(47,953)	(47,953)

Union County, NC - FY2010 Budget Worksheet							May 15th, 2009				
Line	Dept	Dept	Rev	Obj.	Proj.	Account	FY2008	FY2009		FY2010	
								Budget	Yr End	Dept.	Manager
No.	Code	Org. #	Exp	Code	Code	Description	Actual	Before Cuts	Estimate	Request	Recomm.
2029	431	10443130	60	4510	1050	DEPT SERVICE CHARGES-OFF COURT	(41,832)	(42,000)	(37,322)	(37,322)	(37,322)
2030	431	10443130	60	4511	1050	DEPT SERVICE CHARGES-OFF FEES	(145,795)	(138,158)	(157,344)	(157,344)	(157,344)
2031	431	10443130	60	4512	1050	DEPT SERVICE CHARGES-OTHR FEES	(2,905)	(2,963)	(2,963)	(2,963)	(2,963)
2032	431	10443130	60	4513	1050	DEPT SERVICE CHARGES-CCWL FP	(6,455)	(6,278)	(12,067)	(12,067)	(12,067)
2033	431	10443130	60	4514	1050	DEPT SRV CHRGS-CIVIL SRV FEES	(56,875)	(56,537)	(60,825)	(60,825)	(60,825)
2034	431	10443130	60	4540	1050	DEPT SERVICE CHARGES-RESTITUTN	(170)	(170)	(170)	(170)	(170)
2035	431	10443130	60	4730	1050	INST FING PROCEEDS	-	-	-	-	-
2036	431	10443130	60	4840	1050	MISC REVENUE-CONTR/DONATIONS	-	-	-	-	-
2037	431	10443130	60	4840	1058	MISC REVENUE-CONTR/DONATIONS	-	-	-	-	-
2038	431	10443130	60	4840	1059	MISC REVENUE-CONTR/DONATIONS	(10,000)	-	-	-	-
2039	431	10443130	60	4840	1063	MISC REVENUE-CONTR/DONATIONS	(1,000)	(1,000)	(1,500)	-	(1,000)
2040	431	10443130	60	4850	1050	MISC REVENUE-INSURANCE REFUNDS	(22,381)	-	(2,033)	-	-
2041	431	10443130	60	4870	1051	MISC REVENUE-FED FORFEITD PROP	-	-	-	-	-
2042	431	10443130	60	4890	1050	MISC REVENUE-OVERAGE/SHORTAGE	(10)	-	(246)	-	-
2043	431	10443130	60	4892	1050	MISC REVENUE-NSF CHECK FEE	-	-	-	-	-
2044	431	10443130	60	4895	1050	MISC REVENUE-OTHER MISC	-	-	-	-	-
2045	431	10443130	60	4920	1064	CONTINENCY	-	(34,343)	-	-	(183,495)
2046	431	10443135	60	4290		DEPT INTERGOV RECEIPTS RIG-LSR	-	-	-	-	-
2047	431	10443135	60	4307	1081	FED GRANT-LIFE SKILLS GRANT	-	-	-	-	-
2048	431	10443135	60	4311		FED GRANT-INMATE HOUSING	(25)	-	(25)	-	-
2049	431	10443135	60	4327		FED GRANT-FEMA	-	-	-	-	-
2050	431	10443135	60	4371	1080	FED GRANT-OJP (LLEBG)	-	-	-	-	-
2051	431	10443135	60	4510		DEPT SERVICE CHARGES	(18,125)	(20,000)	(11,964)	(20,000)	(12,000)
2052	431	10443135	60	4511		DEPT SRV CHRGS	-	-	(320)	-	-
2053	431	10443135	60	4514		DEPT SRV CHRGS-O/S AGENCY REV	-	-	-	-	-
2054	431	10443135	60	4530		DEPT SRV CHRGS-ST REIMB-CIVLIC	(14,377)	(13,000)	(11,786)	-	(12,000)
2055	431	10443135	60	4531		DEPT SRV CHRGS-ST REIMB-FEES	(97,186)	(97,000)	(95,258)	(112,816)	(112,816)
2056	431	10443135	60	4532		DEPT SRV CHRGS-ST REIMB-JUV	-	-	-	-	-
2057	431	10443135	60	4533		DEPT SRV CHRGS-ST REIMB-MED	-	-	-	-	-
2058	431	10443135	60	4534		DEPT SRV CHRGS-ST REIMB-SCAAP	(36,790)	(14,723)	(19,832)	(14,723)	(14,723)
2059	431	10443135	60	4535		DEPT SRV CHRGS-AGENCY REIMB	-	-	-	-	-
2060	431	10443135	60	4539		DEPT SRV CHRGS-FED REIMB	-	-	-	-	-
2061	431	10443135	60	4560		DEPT SRV CHRGS-RESALE-MED	(1,954)	(1,700)	(1,154)	(1,700)	(1,700)
2062	431	10443135	60	4570		DEPT SRV CHRGS-PAY PHONE	(32,680)	(50,000)	(51,755)	(50,000)	(50,000)
2063	431	10443135	60	4730		INST FING PROCEEDS	-	-	-	-	-
2064	431	10443135	60	4840	1081	MISC REVENUE-CONTR/DONATIONS	-	-	-	-	-
2065	431	10443135	60	4850	1080	MISC REVENUE-INSURANCE REFUNDS	-	-	-	-	-
2066	431	10443135	60	4851	1080	MISC REVENUE-OTHER REFUNDS	-	-	-	-	-
2067	431	10443138	60	4290		DEPT INTERGOV RECEIPTS RIG-LSR	(21,739)	(22,000)	(22,000)	(22,000)	(22,000)
2068	431	10443138	60	4510		DEPT SRV CHRGS	(89,655)	(87,642)	(87,642)	(87,642)	(87,642)
2069	431	10443138	60	4540		DEPT SRV CHRGS-RESTITUTION	(1,115)	-	-	-	-
2070	431	10443138	60	4840		MISC REVENUE-CONTR/DONATIONS	-	-	(225)	-	-
2071	431	10443138	60	4892		MISC REVENUE-NSF CHECK FEE	-	-	-	-	-
2072				60 Total			(2,245,167)	(2,603,158)	(2,601,924)	(2,790,074)	(2,795,074)
2073	431 Total						16,978,349	18,251,153	16,196,188	17,775,961	17,358,392
2074	432	10543200	51	5121		SALARIES & WAGES	934,644	1,329,084	1,162,373	1,320,751	1,320,751
2075	432	10543200	51	5122		SALARIES & WAGES-OVERTIME	56,659	57,432	56,818	56,818	56,818
2076	432	10543200	51	5126		SALARIES & WAGES-TEMP AND PART	45,129	42,876	42,418	43,556	43,556
2077	432	10543200	51	5132		SEPARATION ALLOWANCE	23,197	29,760	29,760	32,235	32,235
2078	432	10543200	51	5134		401-K SUPP RET PLAN -OTHER	49,565	63,587	63,587	68,878	68,878
2079	432	10543200	51	5181		FICA CONTRIBUTIONS	77,530	96,615	96,615	108,716	108,716
2080	432	10543200	51	5182		RET CONTRIB.- OTHER EMPLOYEES	48,474	61,916	61,916	67,363	67,363
2081	432	10543200	51	5183		HEALTH INSURANCE	193,114	255,450	255,450	302,098	302,098
2082	432	10543200	51	5184		HEALTH INSURANCE - RETIREES	9,880	10,890	10,890	11,979	11,979
2083	432	10543200	51	51841		HEALTH INSURANCE - RETIREES	9,507	12,563	12,563	13,353	13,353
2084	432	10543200	51	51842		HEALTH INSURANCE - OPEB	-	15,644	15,644	31,289	31,289
2085	432	10543200	51	5185		UNEMPLOYMENT CLAIMS	17,720	1,187	1,187	-	-
2086	432	10543200	51	5186		WORKERS COMPENSATION	-	-	-	-	-
2087	432	10543200	51	5187		DENTAL INSURANCE	13,120	14,260	14,260	18,182	18,182
2088	432	10543200	51	5188		DENTAL INS - RETIREES UNDER 65	747	704	704	704	704
2089	432	10543200	51	5190		LIFE INSURANCE - EMPLOYEES	1,655	2,138	2,138	-	-
2090				51 Total			1,480,940	1,994,106	1,826,323	2,075,922	2,075,922
2091	432	10543200	52	5211		CLEANING & JANITORIAL SUPPLIES	145	358	358	400	400
2092	432	10543200	52	5212		WEARING APPARREL	2,892	1,000	1,000	1,920	1,920
2093	432	10543200	52	5220		FOOD AND PROVISIONS	2,471	2,493	2,493	2,744	2,744
2094	432	10543200	52	5232		AUDIO VISUAL SUPPLIES	-	-	-	-	-
2095	432	10543200	52	5233		PERIODICALS BOOKS & OTHER PUB	892	53	53	200	200
2096	432	10543200	52	5239		MEDICAL SUPPLIES AND EQUIPMENT	470	144	144	313	313
2097	432	10543200	52	5260		PRINTING AND OFFICE SUPPLIES	5,150	5,000	5,000	5,000	5,000
2098	432	10543200	52	5265		OFFICE COMPUTER EQUIPMENT	-	-	-	-	-
2099	432	10543200	52	5290		TOOLS AND SUPPLIES	638	600	600	500	500
2100	432	10543200	52	5311		TRAVEL	81	400	400	400	400
2101	432	10543200	52	5312		TRAVEL SUBSISTENCE	1,158	2,167	2,167	500	500
2102	432	10543200	52	5321		TELEPHONE AND COMMUNICATIONS	5,694	18,532	18,532	21,590	21,590
2103	432	10543200	52	5325		POSTAGE	936	200	200	200	200
2104	432	10543200	52	5330		UTILITIES	3,858	2,785	2,785	34,470	34,470
2105	432	10543200	52	5351		MAINT & REPAIRS-BUILDINGS	-	-	-	-	-
2106	432	10543200	52	5352		MAINT & REPAIRS-EQUIPMENT	181,860	297,088	297,088	315,174	315,174

Union County, NC - FY2010 Budget Worksheet							May 15th, 2009				
Line	Dept	Dept	Rev	Obj.	Proj.	Account	FY2008	FY2009		FY2010	
								Budget	Yr End	Dept.	Manager
No.	Code	Org. #	Exp	Code	Code	Description	Actual	Before Cuts	Estimate	Request	Recomm.
2107	432	10543200	52	5353		MAINT & REPAIRS-FUEL GAS	419	291	291	285	285
2108	432	10543200	52	5354		MAINT AGREEMNTS-COMP.SOFTWARE	-	1,300	1,300	-	-
2109	432	10543200	52	5356		MAINT & REPAIRS-LAND & IMPRVS	-	-	-	-	-
2110	432	10543200	52	5357		IDC-PROP MGMT OPER CHARGES	30,938	24,282	24,282	22,934	22,934
2111	432	10543200	52	5358		M&R-VEHICLE-ROUTINE INTERDEPT	62	-	-	74	74
2112	432	10543200	52	5370		ADVERTISING/EMPL.RECOGNITION	1,990	1,765	1,765	1,830	1,830
2113	432	10543200	52	5381		PROFESSIONAL SERVICES	95	396	396	1,471	1,471
2114	432	10543200	52	5382		LEGAL SERVICES	-	-	-	-	-
2115	432	10543200	52	5383		MEDICAL SERVICES	125	275	275	275	275
2116	432	10543200	52	5395		EDUCATION EXPENSES	2,911	1,728	1,728	1,500	1,500
2117	432	10543200	52	5410		RENTAL OF REAL PROPERTY	30,145	31,652	31,652	16,349	16,349
2118	432	10543200	52	5450		INSURANCE AND BONDING	7,571	11,582	11,582	11,582	11,582
2119	432	10543200	52	5451		INSURANCE DEDUCTIBLE	10,000	-	-	-	-
2120	432	10543200	52	5491		DUES AND MEMBERSHIPS	296	731	731	730	731
2121	432	10543200	52	5492		UNCOLLECTIBLE ACCOUNTS	-	40	40	-	-
2122				52 Total			290,796	404,862	404,862	440,441	440,442
2123	432	10543200	55	5510		OFFICE FURNITURE AND EQUIPMENT	56,035	28,600	28,600	-	-
2124	432	10543200	55	5550		OTHER EQUIPMENT	-	677,638	677,638	-	-
2125	432	10543200	55	5580		BUILDINGS AND IMPROVEMENTS	-	-	-	-	-
2126				55 Total			56,035	706,238	706,238	-	-
2127	432	10543200	56	5732		INST FIN SRV CHARGES	-	-	-	1,870,797	1,870,797
2128	432	10543200	56	5920		CONTINGENCY	-	2,184,850	-	-	-
2129				56 Total			-	2,184,850	-	1,870,797	1,870,797
2130	432	10443200	60	4033		IFT FROM EMERGENCY TELE SYS FD	(1,395,870)	-	-	-	-
2131	432	10443200	60	4162		911 CHARGES	-	-	(11,807)	-	-
2132	432	10443200	60	4290		DEPT INTERGOV RECEIPTS RIG-LSR	(64,307)	(13,562)	(13,562)	-	-
2133	432	10443200	60	4327		FED GRANT-FEMA	-	-	-	-	-
2134	432	10443200	60	4408		ST GRANT-GENERAL	-	(29,900)	(71,922)	-	-
2135	432	10443200	60	4570		DEPT SRV CHRGS-PAY PHONE	-	-	-	-	-
2136	432	10443200	60	4840		MISC REVENUE-CONTR/DONATIONS	-	-	-	-	-
2137	432	10443200	60	4850		MISC REVENUE-INSURANCE REFUNDS	(147,569)	-	-	-	-
2138				60 Total			(1,607,746)	(43,462)	(97,291)	-	-
2139	432 Total						220,025	5,246,594	2,840,132	4,387,160	4,387,161
2140	433	10543300	51	5121	1101	SALARIES & WAGES	193,587	189,564	167,974	108,055	108,055
2141	433	10543300	51	5122	1101	SALARIES & WAGES-OVERTIME	1,195	-	-	-	-
2142	433	10543300	51	5128	1101	TRAVEL ALLOWANCE	-	-	-	-	-
2143	433	10543300	51	5132	1101	SEPARATION ALLOWANCE	4,558	3,740	3,740	2,528	2,528
2144	433	10543300	51	5134	1101	401-K SUPP RET PLAN -OTHER	9,739	7,992	7,992	5,403	5,403
2145	433	10543300	51	5181	1101	FICA CONTRIBUTIONS	14,014	11,665	11,665	8,266	8,266
2146	433	10543300	51	5182	1101	RET CONTRIB - OTHER EMPLOYEES	9,525	7,816	7,816	5,284	5,284
2147	433	10543300	51	5183	1101	HEALTH INSURANCE	28,254	25,893	25,893	23,328	23,328
2148	433	10543300	51	5184	1101	HEALTH INSURANCE - RETIREES	7,355	8,844	8,844	9,728	9,728
2149	433	10543300	51	51842	1101	HEALTH INSURANCE - OPEB	-	1,208	1,208	2,416	2,416
2150	433	10543300	51	5185	1101	UNEMPLOYMENT CLAIMS	(1,969)	-	-	-	-
2151	433	10543300	51	5186	1101	WORKERS COMPENSATION	-	-	-	-	-
2152	433	10543300	51	5187	1101	DENTAL INSURANCE	1,661	1,452	1,452	1,404	1,404
2153	433	10543300	51	5188	1101	DENTAL INS - RETIREES UNDER 65	374	384	384	384	384
2154	433	10543300	51	5189	1101	OTHER FRINGE BENEFITS	-	-	-	-	-
2155	433	10543300	51	5190	1101	LIFE INSURANCE - EMPLOYEES	342	280	280	-	-
2156				51 Total			268,635	258,838	237,248	166,796	166,796
2157	433	10543300	52	5212	1101	WEARING APPARREL	-	48	48	500	500
2158	433	10543300	52	5212	1102	WEARING APPARREL	-	-	-	-	-
2159	433	10543300	52	5220	1101	FOOD AND PROVISIONS	1,074	351	351	350	350
2160	433	10543300	52	5220	1102	FOOD AND PROVISIONS	-	-	-	-	-
2161	433	10543300	52	5220	1103	FOOD AND PROVISIONS	-	-	-	-	-
2162	433	10543300	52	5220	1106	FOOD AND PROVISIONS	266	-	-	-	-
2163	433	10543300	52	5232	1101	AUDIO VISUAL SUPPLIES	-	-	-	-	-
2164	433	10543300	52	5232	1102	AUDIO VISUAL SUPPLIES	-	-	-	-	-
2165	433	10543300	52	5233	1101	PERIODICALS BOOKS & OTHER PUB	-	-	-	50	50
2166	433	10543300	52	5233	1102	PERIODICALS BOOKS & OTHER PUB	-	-	-	-	-
2167	433	10543300	52	5233	1103	PERIODICALS BOOKS & OTHER PUB	-	-	-	-	-
2168	433	10543300	52	5233	1106	PERIODICALS BOOKS & OTHER PUB	-	-	-	-	-
2169	433	10543300	52	5239	1106	MEDICAL SUPPLIES AND EQUIPMENT	-	-	-	-	-
2170	433	10543300	52	5260	1101	PRINTING AND OFFICE SUPPLIES	2,532	2,200	2,200	2,200	2,200
2171	433	10543300	52	5260	1102	PRINTING AND OFFICE SUPPLIES	-	-	-	-	-
2172	433	10543300	52	5260	1106	PRINTING AND OFFICE SUPPLIES	-	-	-	-	-
2173	433	10543300	52	5265	1101	OFFICE COMPUTER EQUIPMENT	1,160	-	-	-	-
2174	433	10543300	52	5290	1101	TOOLS AND SUPPLIES	1,044	1,500	1,500	1,500	1,500
2175	433	10543300	52	5290	1101A	TOOLS AND SUPPLIES	-	-	-	-	-
2176	433	10543300	52	5290	1102	TOOLS AND SUPPLIES	-	-	-	-	-
2177	433	10543300	52	5290	1103	TOOLS AND SUPPLIES	-	-	-	-	-
2178	433	10543300	52	5290	1106	TOOLS AND SUPPLIES	5,363	-	-	-	-
2179	433	10543300	52	5299		MISC-JAN 2000 ICE STORM EXPEND	-	-	-	-	-
2180	433	10543300	52	5299	1101	MISCELLANEOUS	-	-	-	-	-
2181	433	10543300	52	5311	1101	TRAVEL	22	100	100	100	100
2182	433	10543300	52	5311	1102	TRAVEL	-	-	-	-	-
2183	433	10543300	52	5311	1106	TRAVEL	-	-	-	-	-
2184	433	10543300	52	5312	1101	TRAVEL SUBSISTENCE	2,506	1,800	1,800	500	500

Union County, NC - FY2010 Budget Worksheet							May 15th, 2009				
Line	Dept	Dept	Rev	Obj.	Proj.	Account	FY2008	FY2009		FY2010	
								Budget	Yr End	Dept.	Manager
No.	Code	Org. #	Exp	Code	Code	Description	Actual	Before Cuts	Estimate	Request	Recomm.
2185	433	10543300	52	5312	1102	TRAVEL SUBSISTENCE	-	-	-	-	-
2186	433	10543300	52	5321	1101	TELEPHONE AND COMMUNICATIONS	426	557	557	550	550
2187	433	10543300	52	5321	1102	TELEPHONE AND COMMUNICATIONS	-	-	-	-	-
2188	433	10543300	52	5325	1101	POSTAGE	118	210	210	260	260
2189	433	10543300	52	5325	1102	POSTAGE	-	-	-	-	-
2190	433	10543300	52	5325	1103	POSTAGE	-	-	-	-	-
2191	433	10543300	52	5325	1106	POSTAGE	-	-	-	-	-
2192	433	10543300	52	5352	1101	MAINT & REPAIRS-EQUIPMENT	126	1,243	1,243	1,200	1,200
2193	433	10543300	52	5352	1102	MAINT & REPAIRS-EQUIPMENT	-	-	-	-	-
2194	433	10543300	52	5352	1106	MAINT & REPAIRS-EQUIPMENT	34	-	-	-	-
2195	433	10543300	52	5353	1101	MAINT & REPAIRS-FUEL GAS	4,127	3,426	3,426	3,639	3,639
2196	433	10543300	52	5353	1102	MAINT & REPAIRS-FUEL GAS	-	-	-	-	-
2197	433	10543300	52	5354	1101	MAINT AGREEMNTS-COMP.SOFTWARE	-	-	-	-	-
2198	433	10543300	52	5354	1102	MAINT AGREEMNTS-COMP.SOFTWARE	-	-	-	-	-
2199	433	10543300	52	5357		IDC-PROP MGNT OPER CHARGES	10,177	-	-	-	-
2200	433	10543300	52	5357	1101	IDC-PROP MGNT OPER CHARGES	-	4,040	4,040	6,444	6,444
2201	433	10543300	52	5358	1101	MAINT & REPAIRS-VEH INTERDEPT	504	1,539	1,539	1,551	1,551
2202	433	10543300	52	5358	1102	MAINT & REPAIRS-VEH INTERDEPT	-	-	-	-	-
2203	433	10543300	52	5359	1101	M&R-VEHICLE-PREVENTABLE ACCDNT	-	-	-	-	-
2204	433	10543300	52	5360	1101	M&R-VEHICLE-NONPREVENTABLES	435	-	-	-	-
2205	433	10543300	52	5370	1101	ADVERTISING/EMPL.RECONGNITION	-	35	35	50	50
2206	433	10543300	52	5370	1102	ADVERTISING/EMPL.RECONGNITION	-	-	-	-	-
2207	433	10543300	52	5381	1101	PROFESSIONAL SERVICES	100	220	220	220	198
2208	433	10543300	52	5383	1101	MEDICAL SERVICES	50	100	100	100	100
2209	433	10543300	52	5395	1101	EDUCATION EXPENSES	723	1,625	1,625	500	500
2210	433	10543300	52	5395	1102	EDUCATION EXPENSES	-	-	-	-	-
2211	433	10543300	52	5395	1103	EDUCATION EXPENSES	-	-	-	-	-
2212	433	10543300	52	5396	1101	DONATIONS-HURRICANE RELIEF	-	-	-	-	-
2213	433	10543300	52	5410		RENTAL OF REAL PROPERTY	-	-	-	-	-
2214	433	10543300	52	5410	1101	RENTAL OF REAL PROPERTY	-	-	-	-	-
2215	433	10543300	52	5430	1101	RENTAL OF EQUIPMENT	254	-	-	-	-
2216	433	10543300	52	5430	1102	RENTAL OF EQUIPMENT	-	-	-	-	-
2217	433	10543300	52	5450	1101	INSURANCE AND BONDING	2,402	1,774	1,774	1,774	1,774
2218	433	10543300	52	5450	1102	INSURANCE AND BONDING	-	-	-	-	-
2219	433	10543300	52	5491	1101	DUES AND MEMBERSHIPS	270	270	270	100	100
2220	433	10543300	52	5491	1102	DUES AND MEMBERSHIPS	-	-	-	-	-
2221				52 Total			33,713	21,038	21,038	21,588	21,566
2222	433	10543300	55	5510	1101	OFFICE FURNITURE AND EQUIPMENT	-	-	-	-	-
2223	433	10543300	55	5510	1102	OFFICE FURNITURE AND EQUIPMENT	-	-	-	-	-
2224	433	10543300	55	5540	1101	VEHICLES	-	-	-	-	-
2225	433	10543300	55	5550	1101	OTHER EQUIPMENT	-	-	-	-	-
2226	433	10543300	55	5550	1102	OTHER EQUIPMENT	-	-	-	-	-
2227	433	10543300	55	5550	1103	OTHER EQUIPMENT	-	-	-	-	-
2228				55 Total			-	-	-	-	-
2229	433	10543300	56	5031	1102	IFT TO SPECIAL REVENUE FUND	-	-	-	-	-
2230	433	10543300	56	5031	1106	IFT TO SPECIAL REVENUE FUND	-	-	-	-	-
2231	433	10543300	56	5699	1102	PAYMENTS TO OTHER AGENCIES	-	-	-	-	-
2232	433	10543300	56	5920	1101	CONTINGENCY	-	27,071	-	-	-
2233	433	10543300	56	5920	1102	CONTINGENCY	-	-	-	-	-
2234	433	10543300	56	5920	1106	CONTINGENCY	-	10,073	-	-	-
2235				56 Total			-	37,144	-	-	-
2236	433	10443300	60	4324	1101	FED GRANT-DOJ	-	-	-	-	-
2237	433	10443300	60	4324	1101A	FED GRANT-DOJ	-	-	-	-	-
2238	433	10443300	60	4325	1103	FED GRANT-US HOMELAND SECURITY	-	-	-	-	-
2239	433	10443300	60	4325	1106	FED GRANT-US HOMELAND SECURITY	-	-	-	-	-
2240	433	10443300	60	4327	1101	FED GRANT-FEMA	(37,090)	(10,500)	(46,766)	(10,500)	(10,500)
2241	433	10443300	60	4328	1101	FED GRANT-HAZARD.MAT.PLANNING	-	-	-	-	-
2242	433	10443300	60	4329	1101	FED GRANT-PRE DISASTER MITPLAN	-	-	-	-	-
2243	433	10443300	60	4370	1101	REIMBURSEMENT - FEDERAL	-	-	-	-	-
2244	433	10443300	60	4371	1101	FED GRANT-OJP TERRORISM GRANT	-	-	-	-	-
2245	433	10443300	60	4535	1102	DEPT SRV CHRGS-AGENCY REIMB	-	-	-	-	-
2246	433	10443300	60	4840	1101	MISC REVENUE-CONTR/DONATIONS	-	-	-	-	-
2247				60 Total			(37,090)	(10,500)	(46,766)	(10,500)	(10,500)
2248	433 Total						265,258	306,520	211,520	177,884	177,862
2249	434	10543400	51	5121		SALARIES & WAGES	204,686	190,701	188,662	187,394	187,394
2250	434	10543400	51	5122		SALARIES & WAGES-OVERTIME	-	-	-	-	-
2251	434	10543400	51	5126		SALARIES & WAGES-TEMP AND PART	-	-	-	-	-
2252	434	10543400	51	5132		SEPARATION ALLOWANCE	4,790	4,415	4,415	4,385	4,385
2253	434	10543400	51	5133		401-K SUPP RET PLAN -LEO	-	-	-	-	-
2254	434	10543400	51	5134		401-K SUPP RET PLAN -OTHER	10,234	9,433	9,433	9,370	9,370
2255	434	10543400	51	5170		BOARD MEMBER COMPENSATION	-	1,440	600	1,440	1,440
2256	434	10543400	51	5180		RET CONTRIB-LAW ENFORCEMENT	-	-	-	-	-
2257	434	10543400	51	5181		FICA CONTRIBUTIONS	15,352	14,239	14,239	14,446	14,446
2258	434	10543400	51	5182		RET CONTRIB.- OTHER EMPLOYEES	10,009	9,226	9,226	9,164	9,164
2259	434	10543400	51	5183		HEALTH INSURANCE	33,551	31,392	31,392	33,826	33,826
2260	434	10543400	51	5184		HEALTH INSURANCE - RETIREES	7,355	8,844	8,844	9,728	9,728
2261	434	10543400	51	51841		HEALTH INSURANCE - RETIREES	6,335	6,861	6,861	7,297	7,297
2262	434	10543400	51	51842		HEALTH INSURANCE - OPEB	-	1,752	1,752	3,504	3,504

Union County, NC - FY2010 Budget Worksheet							May 15th, 2009				
Line No.	Dept Code	Dept Org. #	Rev Exp	Obj Code	Proj. Code	Account Description	FY2008 Actual	FY2009		FY2010	
								Budget Before Cuts	Yr End Estimate	Dept. Request	Manager Recomm.
2263	434	10543400	51	5186		WORKERS COMPENSATION	-	-	-	-	-
2264	434	10543400	51	5187		DENTAL INSURANCE	2,251	1,767	1,767	2,036	2,036
2265	434	10543400	51	5188		DENTAL INS - RETIREES UNDER 65	374	384	384	384	384
2266	434	10543400	51	5189		OTHER FRINGE BENEFITS	-	-	-	-	-
2267	434	10543400	51	5190		LIFE INSURANCE - EMPLOYEES	360	357	357	-	-
2268				51 Total			295,297	280,811	277,932	282,974	282,974
2269	434	10543400	52	5211		CLEANING & JANITORIAL SUPPLIES	113	205	205	205	205
2270	434	10543400	52	5212		WEARING APPARREL	2,265	2,300	2,300	2,500	2,500
2271	434	10543400	52	5220		FOOD AND PROVISIONS	3,281	3,513	3,513	4,152	4,152
2272	434	10543400	52	5232		AUDIO VISUAL SUPPLIES	466	-	-	-	-
2273	434	10543400	52	5233		PERIODICALS BOOKS & OTHER PUB	2,212	2,502	2,502	2,300	2,300
2274	434	10543400	52	5239		MEDICAL SUPPLIES AND EQUIPMENT	286	110	110	200	200
2275	434	10543400	52	5260		PRINTING AND OFFICE SUPPLIES	1,963	2,600	2,600	2,500	2,500
2276	434	10543400	52	5265		OFFICE COMPUTER EQUIPMENT	1,123	-	-	-	-
2277	434	10543400	52	5270		INVENTORY	-	-	-	-	-
2278	434	10543400	52	5290		TOOLS AND SUPPLIES	6,813	10,500	10,500	10,500	10,500
2279	434	10543400	52	5299		MISCELLANEOUS	2,617	39,340	39,340	-	-
2280	434	10543400	52	5311		TRAVEL	-	-	-	-	-
2281	434	10543400	52	5312		TRAVEL SUBSISTENCE	2,087	1,900	1,900	500	500
2282	434	10543400	52	5321		TELEPHONE AND COMMUNICATIONS	3,594	3,000	3,000	3,000	3,000
2283	434	10543400	52	5325		POSTAGE	374	316	316	316	316
2284	434	10543400	52	5352		MAINT & REPAIRS-EQUIPMENT	4,813	7,600	7,600	7,600	7,600
2285	434	10543400	52	5353		MAINT & REPAIRS-FUEL GAS	15,493	10,626	10,626	12,520	12,520
2286	434	10543400	52	5354		MAINT AGREEMNTS-COMP.SOFTWARE	1,890	2,190	2,190	1,890	1,890
2287	434	10543400	52	5355		MAINT & REPAIRS-INSUR REFUNDS	-	-	-	-	-
2288	434	10543400	52	5357		IDC-PROP MGNT OPER CHARGES	37,345	33,239	33,239	27,407	27,407
2289	434	10543400	52	5358		MAINT & REPAIRS-VEH INTERDEPT	5,102	1,993	1,993	6,073	6,073
2290	434	10543400	52	5360		M&R-VEHICLE-NONPREVENTABLES	212	-	-	-	-
2291	434	10543400	52	5370		ADVERTISING/EMPL.RECOGNITION	-	-	-	-	-
2292	434	10543400	52	5381		PROFESSIONAL SERVICES	57	-	-	65,000	65,000
2293	434	10543400	52	5383		MEDICAL SERVICES	100	100	100	125	125
2294	434	10543400	52	5392		LAUNDRY AND DRY CLEANING	-	-	-	-	-
2295	434	10543400	52	5395		EDUCATION EXPENSES	924	550	550	350	350
2296	434	10543400	52	5410		RENTAL OF REAL PROPERTY	-	-	-	-	-
2297	434	10543400	52	5430		RENTAL OF EQUIPMENT	276	21	21	-	-
2298	434	10543400	52	5450		INSURANCE AND BONDING	5,603	4,081	4,081	4,081	4,081
2299	434	10543400	52	5491		DUES AND MEMBERSHIPS	315	485	485	635	635
2300				52 Total			99,324	127,171	127,171	151,854	151,854
2301	434	10543400	55	5540		VEHICLES	-	-	-	-	-
2302	434	10543400	55	5550		OTHER EQUIPMENT	30,187	-	-	-	-
2303	434	10543400	55	5580		BUILDINGS AND IMPROVEMENTS	-	-	-	-	-
2304				55 Total			30,187	-	-	-	-
2305	434	10543400	56	5630		PAYMENTS TO OTHER GOV UNITS	-	-	-	-	-
2306	434	10543400	56	5699		PAYMENTS TO OTHER AGENCIES	535,380	774,744	774,744	806,806	806,806
2307	434	10543400	56	5920		CONTINGENCY	-	118,157	-	-	-
2308				56 Total			535,380	892,901	774,744	806,806	806,806
2309	434	10443400	60	4290		DEPT INTERGOV RECEIPTS RIG-LSR	(10,800)	(10,800)	(16,832)	(16,832)	(16,832)
2310	434	10443400	60	4840		MISC REVENUE-CONTR/DONATIONS	-	-	-	-	-
2311				60 Total			(10,800)	(10,800)	(16,832)	(16,832)	(16,832)
2312	434 Total						949,388	1,290,083	1,163,015	1,224,802	1,224,802
2313	435	10543500	51	5121		SALARIES & WAGES	1,422,873	1,222,823	1,209,752	966,792	966,792
2314	435	10543500	51	5122		SALARIES & WAGES-OVERTIME	-	-	-	-	-
2315	435	10543500	51	5126		SALARIES & WAGES-TEMP AND PART	-	2,244	2,220	-	-
2316	435	10543500	51	5128		TRAVEL ALLOWANCE	4,840	2,160	2,160	-	-
2317	435	10543500	51	5132		SEPARATION ALLOWANCE	33,295	27,922	27,922	22,623	22,623
2318	435	10543500	51	5134		401-K SUPP RET PLAN -OTHER	71,144	59,663	59,663	48,340	48,340
2319	435	10543500	51	5139		COMMUTING - NONCASH	-	-	-	-	-
2320	435	10543500	51	5170		BOARD MEMBER COMPENSATION	2,790	3,240	2,400	3,240	2,520
2321	435	10543500	51	5181		FICA CONTRIBUTIONS	105,541	88,509	88,509	74,207	74,207
2322	435	10543500	51	5182		RET CONTRIB.- OTHER EMPLOYEES	69,578	58,350	58,350	47,276	47,276
2323	435	10543500	51	5183		HEALTH INSURANCE	212,907	182,929	182,929	132,192	132,192
2324	435	10543500	51	5184		HEALTH INSURANCE - RETIREES	24,589	49,863	49,863	54,849	54,849
2325	435	10543500	51	51841		HEALTH INSURANCE - RETIREES	5,466	5,939	5,939	6,277	6,277
2326	435	10543500	51	51842		HEALTH INSURANCE - OPEB	-	6,846	6,846	13,691	13,691
2327	435	10543500	51	5186		WORKERS COMPENSATION	-	-	-	-	-
2328	435	10543500	51	5187		DENTAL INSURANCE	11,488	8,308	8,308	7,956	7,956
2329	435	10543500	51	5188		DENTAL INS - RETIREES UNDER 65	1,495	2,848	2,848	2,848	2,848
2330	435	10543500	51	5189		OTHER FRINGE BENEFITS	-	-	-	-	-
2331	435	10543500	51	5190		LIFE INSURANCE - EMPLOYEES	2,505	2,003	2,003	-	-
2332				51 Total			1,968,510	1,723,647	1,709,712	1,380,291	1,379,571
2333	435	10543500	52	5212		WEARING APPARREL	-	-	-	-	-
2334	435	10543500	52	5220		FOOD AND PROVISIONS	1,106	1,350	1,350	1,335	1,335
2335	435	10543500	52	5233		PERIODICALS BOOKS & OTHER PUB	1,345	2,250	2,250	1,500	1,500
2336	435	10543500	52	5260		PRINTING AND OFFICE SUPPLIES	11,589	6,699	6,699	13,000	8,000
2337	435	10543500	52	5265		OFFICE COMPUTER EQUIPMENT	-	-	-	-	-
2338	435	10543500	52	5290		TOOLS AND SUPPLIES	867	570	570	1,500	1,500
2339	435	10543500	52	5311		TRAVEL	1,142	900	900	900	900
2340	435	10543500	52	5312		TRAVEL SUBSISTENCE	2,350	883	883	1,950	1,950

Union County, NC - FY2010 Budget Worksheet							May 15th, 2009				
Line No.	Dept Code	Dept Org. #	Rev Exp	Obj. Code	Proj. Code	Account Description	FY2008	FY2009		FY2010	
							Actual	Budget Before Cuts	Yr End Estimate	Depart. Request	Manager Recomm.
2341	435	10543500	52	5321		TELEPHONE AND COMMUNICATIONS	12,582	10,000	10,000	12,000	7,000
2342	435	10543500	52	5325		POSTAGE	4,223	4,950	4,950	5,000	5,000
2343	435	10543500	52	5352		MAINT & REPAIRS-EQUIPMENT	946	-	-	-	-
2344	435	10543500	52	5353		MAINT & REPAIRS-FUEL GAS	45,504	25,645	25,645	25,485	25,485
2345	435	10543500	52	5354		MAINT AGREEMNTS-COMP.SOFTWARE	45,513	52,113	52,113	76,505	71,525
2346	435	10543500	52	5355		MAINT & REPAIRS-INSUR REFUNDS	-	-	-	-	-
2347	435	10543500	52	5357		IDC-PROP MGNT OPER CHARGES	21,271	20,271	20,271	19,145	19,145
2348	435	10543500	52	5358		MAINT & REPAIRS-VEH INTERDEPT	11,717	15,361	15,361	15,480	15,480
2349	435	10543500	52	5359		MAINT & REPAIRS-VEH INT-PREVAC	4,977	-	-	-	-
2350	435	10543500	52	5360		M&R-VEHICLE-NONPREVENTABLES	955	1,186	1,186	-	-
2351	435	10543500	52	5370		ADVERTISING/EMPL.RECONGNITION	424	128	128	-	-
2352	435	10543500	52	5381		PROFESSIONAL SERVICES	8,458	400	400	264	264
2353	435	10543500	52	5382		LEGAL SERVICES	52,080	14,675	14,675	-	-
2354	435	10543500	52	5383		MEDICAL SERVICES	175	200	200	425	425
2355	435	10543500	52	5395		EDUCATION EXPENSES	775	213	213	2,925	2,925
2356	435	10543500	52	5430		RENTAL OF EQUIPMENT	1,224	-	-	-	-
2357	435	10543500	52	5450		INSURANCE AND BONDING	19,764	12,774	12,774	12,774	12,774
2358	435	10543500	52	5451		INSURANCE DEDUCTIBLE	9,612	-	-	-	-
2359	435	10543500	52	5491		DUES AND MEMBERSHIPS	1,562	1,600	1,600	1,110	1,110
2360	435	10543500	52	5492		UNCOLLECTIBLE ACCOUNTS	-	-	-	-	-
2361						52 Total	260,160	172,168	172,168	191,298	176,318
2362	435	10543500	55	5510		OFFICE FURNITURE AND EQUIPMENT	-	-	-	-	-
2363	435	10543500	55	5540		VEHICLES	-	-	-	-	-
2364	435	10543500	55	5550		OTHER EQUIPMENT	-	-	-	-	-
2365						55 Total	-	-	-	-	-
2366	435	10543500	56	5730		INST FIN PRINCIPAL	42,852	42,852	42,852	42,852	42,852
2367	435	10543500	56	5731		INST FIN INTEREST	37,274	35,571	35,571	34,585	34,585
2368	435	10543500	56	57311		INST FIN INTEREST CREDIT	(2,215)	(274)	(274)	-	-
2369	435	10543500	56	5732		INST FIN SERVICE CHARGES	-	-	-	-	-
2370	435	10543500	56	5920		CONTINGENCY	-	155,873	-	-	-
2371						56 Total	77,911	234,022	78,149	77,437	77,437
2372	435	10443500	60	4327		FED GRANT-FEMA	-	-	-	-	-
2373	435	10443500	60	4500		DEPT PERMIT CHARGES-BLDG/INSPT	(3,194,179)	(2,300,000)	(1,181,000)	(720,000)	(720,000)
2374	435	10443500	60	4501		DEPT PERMIT CHARGES	(448,120)	(350,000)	(137,000)	(102,000)	(102,000)
2375	435	10443500	60	4510		DEPT SERVICE CHARGES	(1,760)	(2,200)	(1,540)	(2,000)	(2,000)
2376	435	10443500	60	4511		DEPT SERVICE CHARGES-COLL FEE	(1,768)	(1,800)	(630)	(500)	(500)
2377	435	10443500	60	4512		DEPT SRV CHRGS-CONTRACTOR REIM	(700)	-	-	-	-
2378	435	10443500	60	4730		INST FING PROCEEDS	-	-	-	-	-
2379	435	10443500	60	4850		MISC REVENUE-INSURANCE REFUNDS	(782)	-	(660)	-	-
2380	435	10443500	60	4851		MISC REVENUE-OTHER REFUNDS	-	-	-	-	-
2381	435	10443500	60	4890		MISC REVENUE-OVERAGE/SHORTAGE	30	-	-	-	-
2382	435	10443500	60	4892		MISC REVENUE-NSF CHECK FEE	(180)	-	-	-	-
2383	435	10443500	60	4895		MISC REVENUE-OTHER MISC	(83)	-	-	-	-
2384						60 Total	(3,647,542)	(2,654,000)	(1,320,830)	(824,500)	(824,500)
2385	435 Total						(1,340,960)	(524,163)	639,199	824,526	808,826
2386	436	10543600	52	5383		MEDICAL SERVICES	40,950	60,000	60,000	40,000	40,000
2387						52 Total	40,950	60,000	60,000	40,000	40,000
2388	436	10543600	56	5920		CONTINGENCY	-	(20,000)	-	-	-
2389						56 Total	-	(20,000)	-	-	-
2390	436 Total						40,950	40,000	60,000	40,000	40,000
2391	437	10543700	51	5121		SALARIES & WAGES	-	-	-	-	-
2392	437	10543700	51	5122		SALARIES & WAGES-OVERTIME	-	-	-	-	-
2393	437	10543700	51	5126		SALARIES & WAGES-TEMP AND PART	-	-	-	-	-
2394	437	10543700	51	5132		SEPARATION ALLOWANCE	-	-	-	-	-
2395	437	10543700	51	5134		401-K SUPP RET PLAN -OTHER	-	-	-	-	-
2396	437	10543700	51	5181		FICA CONTRIBUTIONS	-	-	-	-	-
2397	437	10543700	51	5182		RET CONTRIB.- OTHER EMPLOYEES	-	-	-	-	-
2398	437	10543700	51	5183		HEALTH INSURANCE	-	-	-	-	-
2399	437	10543700	51	5185		UNEMPLOYMENT CLAIMS	-	-	-	-	-
2400	437	10543700	51	5186		WORKERS COMPENSATION	-	-	-	-	-
2401						51 Total	-	-	-	-	-
2402	437	10543700	52	5211		CLEANING & JANITORIAL SUPPLIES	-	-	-	-	-
2403	437	10543700	52	5212		WEARING APPARREL	-	-	-	-	-
2404	437	10543700	52	5220		FOOD AND PROVISIONS	-	-	-	-	-
2405	437	10543700	52	5232		AUDIO VISUAL SUPPLIES	-	-	-	-	-
2406	437	10543700	52	5233		PERIODICALS BOOKS & OTHER PUB	-	-	-	-	-
2407	437	10543700	52	5239		MEDICAL SUPPLIES AND EQUIPMENT	-	-	-	-	-
2408	437	10543700	52	5260		PRINTING AND OFFICE SUPPLIES	-	-	-	-	-
2409	437	10543700	52	5290		TOOLS AND SUPPLIES	-	-	-	-	-
2410	437	10543700	52	5311		TRAVEL	-	-	-	-	-
2411	437	10543700	52	5312		TRAVEL SUBSISTENCE	-	-	-	-	-
2412	437	10543700	52	5321		TELEPHONE AND COMMUNICATIONS	-	-	-	-	-
2413	437	10543700	52	5325		POSTAGE	-	-	-	-	-
2414	437	10543700	52	5330		UTILITIES	-	-	-	-	-
2415	437	10543700	52	5351		MAINT & REPAIRS-BUILDINGS	-	-	-	-	-
2416	437	10543700	52	5352		MAINT & REPAIRS-EQUIPMENT	-	-	-	-	-
2417	437	10543700	52	5353		MAINT & REPAIRS-FUEL GAS	-	-	-	-	-
2418	437	10543700	52	5355		MAINT & REPAIRS-INSUR REFUNDS	-	-	-	-	-

Union County, NC - FY2010 Budget Worksheet							May 15th, 2009				
Line	Dept	Dept	Rev	Obj.	Proj.	Account	FY2008 Actual	FY2009		FY2010	
No.	Code	Org. #	Exp	Code	Code	Description		Budget Before Cuts	Yr End Estimate	Depart. Request	Manager Recomm.
2419	437	10543700	52	5370		ADVERTISING/EMPL.RECONGNITION	-	-	-	-	-
2420	437	10543700	52	5381		PROFESSIONAL SERVICES	-	-	-	-	-
2421	437	10543700	52	5383		MEDICAL SERVICES	-	-	-	-	-
2422	437	10543700	52	5395		EDUCATION EXPENSES	-	-	-	-	-
2423	437	10543700	52	5410		RENTAL OF REAL PROPERTY	-	-	-	-	-
2424	437	10543700	52	5430		RENTAL OF EQUIPMENT	-	-	-	-	-
2425	437	10543700	52	5450		INSURANCE AND BONDING	-	-	-	-	-
2426	437	10543700	52	5491		DUES AND MEMBERSHIPS	-	-	-	-	-
2427				52 Total			-	-	-	-	-
2428	437	10543700	55	5540		VEHICLES	-	-	-	-	-
2429	437	10543700	55	5550		OTHER EQUIPMENT	-	-	-	-	-
2430				55 Total			-	-	-	-	-
2431	437	10543700	56	5699		PAYMENTS TO OTHER AGENCIES	3,559,102	3,554,321	3,554,321	3,745,555	3,745,555
2432	437	10543700	56	5920		CONTINGENCY	-	-	-	(368,949)	(368,949)
2433				56 Total			3,559,102	3,554,321	3,554,321	3,376,606	3,376,606
2434	437	10443700	60	4290		DEPT INTERGOV RECEIPTS RIG-LSR	-	-	-	-	-
2435	437	10443700	60	4313		FED GRANT-DHHS-BIOTERRORISM	-	-	-	-	-
2436	437	10443700	60	4510		DEPT SERVICE CHARGES	-	-	-	-	-
2437	437	10443700	60	4520		DEPT SRV CHRGS-3RD PARTY MDCD	(190,486)	(100,000)	(200,000)	(200,000)	(200,000)
2438	437	10443700	60	4590		DEPT SERVICE CHARGES-OVERPYMTS	-	-	-	-	-
2439				60 Total			(190,486)	(100,000)	(200,000)	(200,000)	(200,000)
2440	437 Total						3,368,616	3,454,321	3,354,321	3,176,606	3,176,606
2441	438	10543800	51	5121		SALARIES & WAGES	-	-	-	-	-
2442	438	10543800	51	5121	0	SALARIES & WAGES	-	-	-	-	-
2443	438	10543800	51	5122	0	SALARIES & WAGES-OVERTIME	-	-	-	-	-
2444	438	10543800	51	5126		SALARIES & WAGES-TEMP AND PART	-	-	-	-	-
2445	438	10543800	51	5126	0	SALARIES & WAGES-TEMP AND PART	-	-	-	-	-
2446	438	10543800	51	5132		SEPARATION ALLOWANCE	-	-	-	-	-
2447	438	10543800	51	5132	0	SEPARATION ALLOWANCE	-	-	-	-	-
2448	438	10543800	51	5134		401-K SUPP RET PLAN -OTHER	-	-	-	-	-
2449	438	10543800	51	5134	0	401-K SUPP RET PLAN -OTHER	-	-	-	-	-
2450	438	10543800	51	5139		COMMUTING - NONCASH	-	-	-	-	-
2451	438	10543800	51	5139	0	COMMUTING - NONCASH	-	-	-	-	-
2452	438	10543800	51	5181		FICA CONTRIBUTIONS	-	-	-	-	-
2453	438	10543800	51	5181	0	FICA CONTRIBUTIONS	-	-	-	-	-
2454	438	10543800	51	5182		RET CONTRIB.- OTHER EMPLOYEES	-	-	-	-	-
2455	438	10543800	51	5182	0	RET CONTRIB.- OTHER EMPLOYEES	-	-	-	-	-
2456	438	10543800	51	5183		HEALTH INSURANCE	-	-	-	-	-
2457	438	10543800	51	5183	0	HEALTH INSURANCE	-	-	-	-	-
2458	438	10543800	51	5185		UNEMPLOYMENT CLAIMS	-	-	-	-	-
2459	438	10543800	51	5186		WORKERS COMPENSATION	-	-	-	-	-
2460	438	10543800	51	5186	0	WORKERS COMPENSATION	-	-	-	-	-
2461	438	10543800	51	5187		DENTAL INSURANCE	-	-	-	-	-
2462	438	10543800	51	5187	0	DENTAL INSURANCE	-	-	-	-	-
2463	438	10543800	51	5190		LIFE INSURANCE - EMPLOYEES	-	-	-	-	-
2464	438	10543800	51	5190	0	LIFE INSURANCE - EMPLOYEES	-	-	-	-	-
2465				51 Total			-	-	-	-	-
2466	438	10543800	52	5211		CLEANING & JANITORIAL SUPPLIES	-	-	-	-	-
2467	438	10543800	52	5212		WEARING APPARREL	-	-	-	-	-
2468	438	10543800	52	5220		FOOD AND PROVISIONS	-	-	-	-	-
2469	438	10543800	52	5232		AUDIO VISUAL SUPPLIES	-	-	-	-	-
2470	438	10543800	52	5233		PERIODICALS BOOKS & OTHER PUB	-	-	-	-	-
2471	438	10543800	52	5235		AGRICULT ANIMAL SUPP AND EQUIP	-	-	-	-	-
2472	438	10543800	52	5239		MEDICAL SUPPLIES AND EQUIPMENT	-	-	-	-	-
2473	438	10543800	52	5260		PRINTING AND OFFICE SUPPLIES	-	-	-	-	-
2474	438	10543800	52	5290		TOOLS AND SUPPLIES	-	-	-	-	-
2475	438	10543800	52	5299		MISCELLANEOUS	-	-	-	-	-
2476	438	10543800	52	5311		TRAVEL	-	-	-	-	-
2477	438	10543800	52	5312		TRAVEL SUBSISTENCE	-	-	-	-	-
2478	438	10543800	52	5321		TELEPHONE AND COMMUNICATIONS	-	-	-	-	-
2479	438	10543800	52	5325		POSTAGE	-	-	-	-	-
2480	438	10543800	52	5330		UTILITIES	-	-	-	-	-
2481	438	10543800	52	5351		MAINT & REPAIRS-BUILDINGS	-	-	-	-	-
2482	438	10543800	52	5352		MAINT & REPAIRS-EQUIPMENT	-	-	-	-	-
2483	438	10543800	52	5353		MAINT & REPAIRS-FUEL GAS	-	-	-	-	-
2484	438	10543800	52	5355		MAINT & REPAIRS-INSUR REFUNDS	-	-	-	-	-
2485	438	10543800	52	5357		IDC-PROP MGNT OPER CHARGES	-	-	-	-	-
2486	438	10543800	52	5358		MAINT & REPAIRS-VEH INTERDEPT	-	-	-	-	-
2487	438	10543800	52	5359		M&R-VEHICLE-PREVENTABLE ACCDNT	-	-	-	-	-
2488	438	10543800	52	5370		ADVERTISING/EMPL.RECONGNITION	-	-	-	-	-
2489	438	10543800	52	5381		PROFESSIONAL SERVICES	-	-	-	-	-
2490	438	10543800	52	5382		LEGAL SERVICES	-	-	-	-	-
2491	438	10543800	52	5383		MEDICAL SERVICES	-	-	-	-	-
2492	438	10543800	52	5392		LAUNDRY AND DRY CLEANING	-	-	-	-	-
2493	438	10543800	52	5393		TEMPORARY HELP SERVICES	-	-	-	-	-
2494	438	10543800	52	5395		EDUCATION EXPENSES	-	-	-	-	-
2495	438	10543800	52	5430		RENTAL OF EQUIPMENT	-	-	-	-	-
2496	438	10543800	52	5450		INSURANCE AND BONDING	-	-	-	-	-

Union County, NC - FY2010 Budget Worksheet							May 15th, 2009				
Line	Dept	Dept	Rev	Obj.	Proj.	Account	FY2008	FY2009		FY2010	
								Budget	Yr End	Dept.	Manager
No.	Code	Org. #	Exp	Code	Code	Description	Actual	Before Cuts	Estimate	Request	Recomm.
2497	438	10543800	52	5491		DUES AND MEMBERSHIPS	-	-	-	-	-
2498	438	10543800	52	5492		UNCOLLECTIBLE ACCOUNTS	-	-	-	-	-
2499			52 Total				-	-	-	-	-
2500	438	10543800	55	5540		VEHICLES	-	-	-	-	-
2501	438	10543800	55	5550		OTHER EQUIPMENT	-	-	-	-	-
2502	438	10543800	55	5570		LAND AND IMPROVEMENTS	-	-	-	-	-
2503	438	10543800	55	5580		BUILDINGS AND IMPROVEMENTS	-	-	-	-	-
2504			55 Total				-	-	-	-	-
2505	438	10543800	56	5699		PAYMENTS TO OTHER AGENCIES	-	990	990	1,000	1,000
2506	438	10543800	56	5730		INST FIN PRINCIPAL	-	-	-	-	-
2507	438	10543800	56	5731		INST FIN INTEREST	-	-	-	-	-
2508	438	10543800	56	57311		INST FIN INTEREST CREDIT	-	-	-	-	-
2509	438	10543800	56	5732		INST FIN SERVICE CHARGES	-	-	-	-	-
2510	438	10543800	56	5920		CONTINGENCY	-	-	-	-	-
2511			56 Total				-	990	990	1,000	1,000
2512	438	10443800	60	4290		DEPT INTERGOV RECEIPTS RIG-LSR	-	-	-	-	-
2513	438	10443800	60	4510		DEPT SERVICE CHARGES	-	-	-	-	-
2514	438	10443800	60	4540		DEPT SRV CHRGS-RESTITUTION	-	-	-	-	-
2515	438	10443800	60	4730		INST FING PROCEEDS	-	-	-	-	-
2516	438	10443800	60	4840		MISC REVENUE-CONTR/DONATIONS	-	-	-	-	-
2517	438	10443800	60	4890		MISC REVENUE-OVERAGE/SHORTAGE	-	-	-	-	-
2518	438	10443800	60	4892		MISC REVENUE-NSF CHECK FEE	-	-	-	-	-
2519			60 Total				-	-	-	-	-
2520	438 Total						-	990	990	1,000	1,000
2521	439	10543900	52	5357		IDC-PROP MGNT OPER CHARGES	20,242	23,098	23,098	22,195	22,195
2522	439	10543900	52	5450		INSURANCE AND BONDING	767	530	530	530	530
2523			52 Total				21,009	23,628	23,628	22,725	22,725
2524	439	10543900	56	5630		PAYMENTS TO OTHER GOV UNITS	94,908	70,621	70,621	100,000	100,000
2525	439	10543900	56	5920		CONTINGENCY	-	35,176	-	-	-
2526			56 Total				94,908	105,797	70,621	100,000	100,000
2527	439 Total						115,917	129,425	94,249	122,725	122,725
2528	440	10544000	56	5699		PAYMENTS TO OTHER AGENCIES	5,000	5,000	5,000	50,000	4,500
2529			56 Total				5,000	5,000	5,000	50,000	4,500
2530	440 Total						5,000	5,000	5,000	50,000	4,500
2531	491	10549100	51	5121		SALARIES & WAGES	287,840	293,083	289,950	257,540	257,540
2532	491	10549100	51	5121	1200	SALARIES & WAGES	-	-	-	-	-
2533	491	10549100	51	5122		SALARIES & WAGES-OVERTIME	-	-	-	-	-
2534	491	10549100	51	5126		SALARIES & WAGES-TEMP AND PART	-	-	-	-	-
2535	491	10549100	51	5128		TRAVEL ALLOWANCE	4,840	4,840	4,840	4,800	4,800
2536	491	10549100	51	5128	1200	TRAVEL ALLOWANCE	-	-	-	-	-
2537	491	10549100	51	5132		SEPARATION ALLOWANCE	6,735	6,733	6,733	6,026	6,026
2538	491	10549100	51	5132	1200	SEPARATION ALLOWANCE	-	-	-	-	-
2539	491	10549100	51	5134		401-K SUPP RET PLAN -OTHER	14,392	14,387	14,387	12,877	12,877
2540	491	10549100	51	5134	1200	401-K SUPP RET PLAN -OTHER	-	-	-	-	-
2541	491	10549100	51	5170		BOARD MEMBER COMPENSATION	1,410	6,120	960	6,120	6,120
2542	491	10549100	51	5181		FICA CONTRIBUTIONS	17,467	19,475	19,475	20,537	20,537
2543	491	10549100	51	5181	1200	FICA CONTRIBUTIONS	-	-	-	-	-
2544	491	10549100	51	5182		RET CONTRIB.- OTHER EMPLOYEES	14,075	14,070	14,070	12,594	12,594
2545	491	10549100	51	5182	1200	RET CONTRIB.- OTHER EMPLOYEES	-	-	-	-	-
2546	491	10549100	51	5183		HEALTH INSURANCE	37,708	41,795	41,795	31,104	31,104
2547	491	10549100	51	5183	1200	HEALTH INSURANCE	-	-	-	-	-
2548	491	10549100	51	5184		HEALTH INSURANCE - RETIREES	10,319	8,844	8,844	9,728	9,728
2549	491	10549100	51	51841		HEALTH INSURANCE - RETIREES	1,273	3,141	3,141	3,339	3,339
2550	491	10549100	51	51842		HEALTH INSURANCE - OPEB	-	1,611	1,611	3,221	3,221
2551	491	10549100	51	5186		WORKERS COMPENSATION	-	-	-	-	-
2552	491	10549100	51	5186	1200	WORKERS COMPENSATION	-	-	-	-	-
2553	491	10549100	51	5187		DENTAL INSURANCE	2,124	1,993	1,993	1,872	1,872
2554	491	10549100	51	5188		DENTAL INS - RETIREES UNDER 65	598	384	384	384	384
2555	491	10549100	51	5189		OTHER FRINGE BENEFITS	-	-	-	-	-
2556	491	10549100	51	5190		LIFE INSURANCE - EMPLOYEES	467	508	508	-	-
2557	491	10549109	51	5121		SALARIES & WAGES	-	-	-	-	-
2558	491	10549109	51	5128		TRAVEL ALLOWANCE	-	-	-	-	-
2559	491	10549109	51	5132		SEPARATION ALLOWANCE	-	-	-	-	-
2560	491	10549109	51	5134		401-K SUPP RET PLAN -OTHER	-	-	-	-	-
2561	491	10549109	51	5181		FICA CONTRIBUTIONS	-	-	-	-	-
2562	491	10549109	51	5182		RET CONTRIB.- OTHER EMPLOYEES	-	-	-	-	-
2563	491	10549109	51	5183		HEALTH INSURANCE	-	-	-	-	-
2564	491	10549109	51	5186		WORKERS COMPENSATION	-	-	-	-	-
2565	491	10549109	51	5189		OTHER FRINGE BENEFITS	-	-	-	-	-
2566			51 Total				399,247	416,984	408,691	370,142	370,142
2567	491	10549100	52	5211		CLEANING & JANITORIAL SUPPLIES	-	-	-	-	-
2568	491	10549100	52	5220		FOOD AND PROVISIONS	2,483	2,400	2,400	1,840	1,840
2569	491	10549100	52	5232		AUDIO VISUAL SUPPLIES	-	-	-	-	-
2570	491	10549100	52	5233		PERIODICALS BOOKS & OTHER PUB	360	225	225	1,143	1,143
2571	491	10549100	52	5239		MEDICAL SUPPLIES AND EQUIPMENT	106	128	128	162	162
2572	491	10549100	52	5260		PRINTING AND OFFICE SUPPLIES	2,182	2,500	2,500	3,600	3,600
2573	491	10549100	52	5265		OFFICE COMPUTER EQUIPMENT	2,011	-	-	-	-
2574	491	10549100	52	5290		TOOLS AND SUPPLIES	270	1,078	1,078	-	-

Union County, NC - FY2010 Budget Worksheet							May 15th, 2009				
Line No.	Dept Code	Dept Org. #	Rev Exp	Obj Code	Proj Code	Account Description	FY2008	FY2009		FY2010	
							Actual	Budget Before Cuts	Yr End Estimate	Depart. Request	Manager Recomm.
2575	491	10549100	52	5299		MISCELLANEOUS	-	-	-	-	-
2576	491	10549100	52	5311		TRAVEL	946	769	769	2,070	2,070
2577	491	10549100	52	5312		TRAVEL SUBSISTENCE	691	(7)	(7)	900	900
2578	491	10549100	52	5321		TELEPHONE AND COMMUNICATIONS	1,040	1,596	1,596	879	879
2579	491	10549100	52	5325		POSTAGE	1,566	1,744	1,744	2,100	2,100
2580	491	10549100	52	5352		MAINT & REPAIRS-EQUIPMENT	-	581	581	450	450
2581	491	10549100	52	5354		MAINT AGREEMNTS-COMP.SOFTWARE	-	-	-	-	-
2582	491	10549100	52	5357		IDC-PROP MGNT OPER CHARGES	12,810	12,816	12,816	12,717	12,717
2583	491	10549100	52	5370		ADVERTISING/EMPL.RECONGNITION	4,076	5,585	5,585	7,565	7,565
2584	491	10549100	52	5381		PROFESSIONAL SERVICES	128,201	98,276	98,276	92,424	92,424
2585	491	10549100	52	5382		LEGAL SERVICES	-	-	-	-	-
2586	491	10549100	52	5383		MEDICAL SERVICES	25	25	25	50	50
2587	491	10549100	52	5395		EDUCATION EXPENSES	823	1,630	1,630	1,800	1,800
2588	491	10549100	52	5410		RENTAL OF REAL PROPERTY	500	(7)	(7)	500	500
2589	491	10549100	52	5430		RENTAL OF EQUIPMENT	91	70	70	84	84
2590	491	10549100	52	5450		INSURANCE AND BONDING	1,807	1,446	1,446	1,446	1,446
2591	491	10549100	52	5491		DUES AND MEMBERSHIPS	1,693	1,161	1,161	1,800	1,800
2592	491	10549109	52	5233		PERIODICALS BOOKS & OTHER PUB	-	-	-	-	-
2593	491	10549109	52	5260		PRINTING AND OFFICE SUPPLIES	-	-	-	-	-
2594	491	10549109	52	5290		TOOLS AND SUPPLIES	-	-	-	-	-
2595	491	10549109	52	5311		TRAVEL	-	-	-	-	-
2596	491	10549109	52	5312		TRAVEL SUBSISTENCE	-	-	-	-	-
2597	491	10549109	52	5321		TELEPHONE AND COMMUNICATIONS	-	-	-	-	-
2598	491	10549109	52	5325		POSTAGE	-	-	-	-	-
2599	491	10549109	52	5352		MAINT & REPAIRS-EQUIPMENT	-	-	-	-	-
2600	491	10549109	52	5354		MAINT AGREEMNTS-COMP.SOFTWARE	-	-	-	-	-
2601	491	10549109	52	5370		ADVERTISING/EMPL.RECONGNITION	-	-	-	-	-
2602	491	10549109	52	5381		PROFESSIONAL SERVICES	-	-	-	-	-
2603	491	10549109	52	5381	1200	PROFESSIONAL SERVICES	-	-	-	-	-
2604	491	10549109	52	5395		EDUCATION EXPENSES	-	-	-	-	-
2605	491	10549109	52	5491		DUES AND MEMBERSHIPS	-	-	-	-	-
2606				52 Total			161,680	132,016	132,017	131,530	131,530
2607	491	10549100	55	5510		OFFICE FURNITURE AND EQUIPMENT	-	-	-	-	-
2608	491	10549109	55	5510		OFFICE FURNITURE AND EQUIPMENT	-	-	-	-	-
2609				55 Total			-	-	-	-	-
2610	491	10549100	56	5068		IFT TO STORMWATER OPER FUND	-	-	-	-	-
2611	491	10549100	56	5630		PAYMENTS TO OTHER GOV UNITS	16,509	11,788	11,788	12,238	12,238
2612	491	10549100	56	5699		PAYMENTS TO OTHER AGENCIES	-	-	-	-	-
2613	491	10549100	56	5920		CONTINGENCY	-	116,318	-	-	-
2614				56 Total			16,509	128,106	11,788	12,238	12,238
2615	491	10449100	60	4290		DEPT INTERGOV RECEIPTS RIG-LSR	-	-	-	-	-
2616	491	10449100	60	4390	1200	FED GRANT-US DOT FED HWY ADMIN	-	-	-	-	-
2617	491	10449100	60	4510		DEPT SERVICE CHARGES	(6,966)	(8,000)	(2,000)	(3,000)	(3,000)
2618	491	10449100	60	4851		MISC REVENUE-OTHER REFUNDS	-	-	-	-	-
2619	491	10449109	60	4290	1200	DEPT INTERGOV RECEIPTS RIG-LSR	-	-	-	-	-
2620	491	10449109	60	4390	1200	FED GRANT-US DOT FED HWY ADMIN	-	-	-	-	-
2621				60 Total			(6,966)	(8,000)	(2,000)	(3,000)	(3,000)
2622	491 Total						570,470	669,106	550,496	510,910	510,910
2623	492	10549200	51	5121		SALARIES & WAGES	-	-	-	-	-
2624	492	10549200	51	5126		SALARIES & WAGES-TEMP AND PART	-	-	-	-	-
2625	492	10549200	51	5128		TRAVEL ALLOWANCE	-	-	-	-	-
2626	492	10549200	51	5132		SEPARATION ALLOWANCE	-	-	-	-	-
2627	492	10549200	51	5134		401-K SUPP RET PLAN -OTHER	-	-	-	-	-
2628	492	10549200	51	5181		FICA CONTRIBUTIONS	-	-	-	-	-
2629	492	10549200	51	5182		RET CONTRIB. - OTHER EMPLOYEES	-	-	-	-	-
2630	492	10549200	51	5183		HEALTH INSURANCE	-	-	-	-	-
2631	492	10549200	51	5184		HEALTH INSURANCE - RETIREES	4,940	5,940	5,940	6,534	6,534
2632	492	10549200	51	5185		UNEMPLOYMENT CLAIMS	-	-	-	-	-
2633	492	10549200	51	5186		WORKERS COMPENSATION	-	-	-	-	-
2634	492	10549200	51	5187		DENTAL INSURANCE	-	-	-	-	-
2635	492	10549200	51	5188		DENTAL INS - RETIREES UNDER 65	374	384	384	384	384
2636	492	10549200	51	5189		OTHER FRINGE BENEFITS	-	-	-	-	-
2637	492	10549200	51	5190		LIFE INSURANCE - EMPLOYEES	-	-	-	-	-
2638				51 Total			5,314	6,324	6,324	6,918	6,918
2639	492	10549200	52	5211		CLEANING & JANITORIAL SUPPLIES	-	-	-	-	-
2640	492	10549200	52	5220		FOOD AND PROVISIONS	-	-	-	-	-
2641	492	10549200	52	5233		PERIODICALS BOOKS & OTHER PUB	-	-	-	-	-
2642	492	10549200	52	5260		PRINTING AND OFFICE SUPPLIES	-	-	-	-	-
2643	492	10549200	52	5290		TOOLS AND SUPPLIES	-	-	-	-	-
2644	492	10549200	52	5299		MISCELLANEOUS	-	-	-	-	-
2645	492	10549200	52	5311		TRAVEL	-	-	-	-	-
2646	492	10549200	52	5312		TRAVEL SUBSISTENCE	-	-	-	-	-
2647	492	10549200	52	5321		TELEPHONE AND COMMUNICATIONS	3,121	3,252	3,252	-	-
2648	492	10549200	52	5325		POSTAGE	16	-	-	-	-
2649	492	10549200	52	5352		MAINT & REPAIRS-EQUIPMENT	-	-	-	-	-
2650	492	10549200	52	5370		ADVERTISING/EMPL.RECONGNITION	85	-	-	-	-
2651	492	10549200	52	5381		PROFESSIONAL SERVICES	-	-	-	-	-
2652	492	10549200	52	5382		LEGAL SERVICES	-	-	-	-	-

Union County, NC - FY2010 Budget Worksheet							May 15th, 2009				
Line	Dept	Dept	Rev	Obj.	Proj.	Account	FY2008	FY2009		FY2010	
No.	Code	Org. #	Exp	Code	Code	Description	Actual	Budget	Yr End	Dept.	Manager
								Before Cuts	Estimate	Request	Recomm.
2653	492	10549200	52	5393		TEMPORARY HELP SERVICES	-	-	-	-	-
2654	492	10549200	52	5395		EDUCATION EXPENSES	-	-	-	-	-
2655	492	10549200	52	5410		RENTAL OF REAL PROPERTY	-	-	-	-	-
2656	492	10549200	52	5430		RENTAL OF EQUIPMENT	-	-	-	-	-
2657	492	10549200	52	5450		INSURANCE AND BONDING	-	-	-	-	-
2658	492	10549200	52	5491		DUES AND MEMBERSHIPS	1,978	1,850	1,850	2,000	2,000
2659						52 Total	5,201	5,102	5,102	2,000	2,000
2660	492	10549200	55	5510		OFFICE FURNITURE AND EQUIPMENT	-	-	-	-	-
2661	492	10549200	55	5580		BUILDINGS AND IMPROVEMENTS	-	-	-	-	-
2662						55 Total	-	-	-	-	-
2663	492	10549200	56	5064		IFT TO WATER/SEWER CAP PROJ FD	-	-	-	-	-
2664	492	10549200	56	5699		PAYMENTS TO OTHER AGENCIES	513,940	970,591	970,591	1,659,469	1,594,669
2665	492	10549200	56	5731		INST FIN INTEREST	-	-	-	-	-
2666	492	10549200	56	5920		CONTINGENCY	-	277,849	-	-	-
2667						56 Total	513,940	1,248,440	970,591	1,659,469	1,594,669
2668	492	10449200	60	4840		MISC REVENUE-CONTR/DONATIONS	-	-	-	-	-
2669						60 Total	-	-	-	-	-
2670	492 Total						524,455	1,259,866	982,017	1,668,387	1,603,587
2671	493	10549300	56	5699		PAYMENTS TO OTHER AGENCIES	-	-	-	-	-
2672						56 Total	-	-	-	-	-
2673	493 Total						-	-	-	-	-
2674	495	10549501	51	5121		SALARIES & WAGES	65,369	65,419	64,720	43,061	43,061
2675	495	10549501	51	5122		SALARIES & WAGES-OVERTIME	-	203	201	-	-
2676	495	10549501	51	5126		SALARIES & WAGES-TEMP AND PART	-	-	-	-	-
2677	495	10549501	51	5132		SEPARATION ALLOWANCE	1,530	1,429	1,429	1,008	1,008
2678	495	10549501	51	5134		401-K SUPP RET PLAN -OTHER	3,268	3,054	3,054	2,153	2,153
2679	495	10549501	51	5181		FICA CONTRIBUTIONS	4,489	4,403	4,403	3,294	3,294
2680	495	10549501	51	5182		RET CONTRIB.- OTHER EMPLOYEES	3,196	2,987	2,987	2,106	2,106
2681	495	10549501	51	5183		HEALTH INSURANCE	16,964	15,508	15,508	7,776	7,776
2682	495	10549501	51	51842		HEALTH INSURANCE - OPEB	-	403	403	805	805
2683	495	10549501	51	5186		WORKERS COMPENSATION	-	-	-	-	-
2684	495	10549501	51	5187		DENTAL INSURANCE	901	657	657	468	468
2685	495	10549501	51	5190		LIFE INSURANCE - EMPLOYEES	126	107	107	-	-
2686	495	10549540	51	5126		SALARIES & WAGES-TEMP AND PART	-	-	-	-	-
2687	495	10549540	51	5181		FICA CONTRIBUTIONS	-	-	-	-	-
2688	495	10549540	51	5186		WORKERS COMPENSATION	-	-	-	-	-
2689	495	10549544	51	5121		SALARIES & WAGES	27,289	28,257	27,955	27,848	27,848
2690	495	10549544	51	5122		SALARIES & WAGES-OVERTIME	8,149	8,715	8,622	-	-
2691	495	10549544	51	5126		SALARIES & WAGES-TEMP AND PART	-	7,418	7,339	-	-
2692	495	10549544	51	5132		SEPARATION ALLOWANCE	829	856	856	652	652
2693	495	10549544	51	5134		401-K SUPP RET PLAN -OTHER	1,772	1,829	1,829	1,392	1,392
2694	495	10549544	51	5181		FICA CONTRIBUTIONS	2,485	2,548	2,548	2,130	2,130
2695	495	10549544	51	5182		RET CONTRIB.- OTHER EMPLOYEES	1,733	1,789	1,789	1,362	1,362
2696	495	10549544	51	5183		HEALTH INSURANCE	8,885	9,586	9,586	7,776	7,776
2697	495	10549544	51	51842		HEALTH INSURANCE - OPEB	-	403	403	805	805
2698	495	10549544	51	5187		DENTAL INSURANCE	450	416	416	468	468
2699	495	10549544	51	5190		LIFE INSURANCE - EMPLOYEES	48	50	50	-	-
2700						51 Total	147,482	156,037	154,862	103,104	103,104
2701	495	10549501	52	5211		CLEANING & JANITORIAL SUPPLIES	93	50	50	135	135
2702	495	10549501	52	5212		WEARING APPARREL	1,185	-	-	1,100	1,100
2703	495	10549501	52	5220		FOOD AND PROVISIONS	2,962	2,600	2,600	2,700	2,700
2704	495	10549501	52	5232		AUDIO VISUAL SUPPLIES	400	-	-	150	150
2705	495	10549501	52	5233		PERIODICALS BOOKS & OTHER PUB	1,248	338	338	1,380	1,380
2706	495	10549501	52	5235		AGRICULT ANIMAL SUPP AND EQUIP	4,069	1,215	1,215	2,400	2,400
2707	495	10549501	52	5239		MEDICAL SUPPLIES AND EQUIPMENT	-	-	-	-	-
2708	495	10549501	52	5260		PRINTING AND OFFICE SUPPLIES	19,672	18,000	18,000	19,000	18,000
2709	495	10549501	52	5265		OFFICE COMPUTER EQUIPMENT	-	-	-	-	-
2710	495	10549501	52	5290		TOOLS AND SUPPLIES	597	1,150	1,150	925	925
2711	495	10549501	52	5299		MISCELLANEOUS	-	-	-	-	-
2712	495	10549501	52	5311		TRAVEL	2,295	2,300	2,300	3,276	2,300
2713	495	10549501	52	5312		TRAVEL SUBSISTENCE	2,686	1,924	1,924	1,700	1,700
2714	495	10549501	52	5321		TELEPHONE AND COMMUNICATIONS	5,063	4,100	4,100	5,000	3,000
2715	495	10549501	52	5325		POSTAGE	1,386	625	625	1,873	1,873
2716	495	10549501	52	5351		MAINT & REPAIRS-BUILDINGS	-	-	-	-	-
2717	495	10549501	52	5352		MAINT & REPAIRS-EQUIPMENT	-	-	-	-	-
2718	495	10549501	52	5353		MAINT & REPAIRS-FUEL GAS	797	750	750	945	945
2719	495	10549501	52	5357		IDC-PROP MGNT OPER CHARGES	62,735	89,120	89,120	84,976	84,976
2720	495	10549501	52	5358		MAINT & REPAIRS-VEH INTERDEPT	458	155	155	545	545
2721	495	10549501	52	5359		MAINT & REPAIRS-VEH INT-PREVC	-	-	-	-	-
2722	495	10549501	52	5370		ADVERTISING/EMPL.RECONGNITION	3,781	960	960	3,644	3,644
2723	495	10549501	52	5381		PROFESSIONAL SERVICES	57	66	66	66	66
2724	495	10549501	52	5383		MEDICAL SERVICES	50	-	-	75	75
2725	495	10549501	52	5393		TEMPORARY HELP SERVICES	886	700	700	765	765
2726	495	10549501	52	5395		EDUCATION EXPENSES	1,199	1,000	1,000	1,300	1,300
2727	495	10549501	52	5410		RENTAL OF REAL PROPERTY	-	-	-	-	-
2728	495	10549501	52	5430		RENTAL OF EQUIPMENT	250	(4)	(4)	100	100
2729	495	10549501	52	5450		INSURANCE AND BONDING	3,819	3,038	3,038	3,038	3,038
2730	495	10549501	52	5491		DUES AND MEMBERSHIPS	1,443	1,400	1,400	2,000	2,000

Union County, NC - FY2010 Budget Worksheet							May 15th, 2009				
Line No.	Dept Code	Dept Org. #	Rev Exp	Obj. Code	Proj. Code	Account Description	FY2008 Actual	FY2009		FY2010	
								Budget Before Cuts	Yr End Estimate	Dept. Request	Manager Recomm.
2731	495	10549540	52	5220		FOOD AND PROVISIONS	2,097	2,100	2,100	2,250	2,250
2732	495	10549540	52	5232		AUDIO VISUAL SUPPLIES	-	-	-	-	-
2733	495	10549540	52	5233		PERIODICALS BOOKS & OTHER PUB	2,178	2,363	2,363	2,300	2,300
2734	495	10549540	52	5235		AGRICULT ANIMAL SUPP AND EQUIP	-	-	-	-	-
2735	495	10549540	52	5260		PRINTING AND OFFICE SUPPLIES	2,004	1,300	1,300	1,840	1,840
2736	495	10549540	52	5290		TOOLS AND SUPPLIES	1,056	1,025	1,025	923	923
2737	495	10549540	52	5299		MISCELLANEOUS	-	-	-	-	-
2738	495	10549540	52	5311		TRAVEL	1,630	1,000	1,000	1,350	1,350
2739	495	10549540	52	5312		TRAVEL SUBSISTENCE	421	684	684	795	795
2740	495	10549540	52	5325		POSTAGE	242	59	59	290	290
2741	495	10549540	52	5353		MAINT & REPAIRS-FUEL GAS	-	-	-	-	-
2742	495	10549540	52	5358		M&R-VEHICLE-ROUTINE INTERDEPT	-	-	-	-	-
2743	495	10549540	52	5370		ADVERTISING/EMPL.RECONGNITION	1,321	1,570	1,570	1,600	1,600
2744	495	10549540	52	5381		PROFESSIONAL SERVICES	1,448	1,200	1,200	1,700	1,700
2745	495	10549540	52	5393		TEMPORARY HELP SERVICES	512	-	-	630	630
2746	495	10549540	52	5395		EDUCATION EXPENSES	3,420	1,980	1,980	2,900	2,900
2747	495	10549540	52	5410		RENTAL OF REAL PROPERTY	-	-	-	-	-
2748	495	10549540	52	5430		RENTAL OF EQUIPMENT	93	-	-	-	-
2749	495	10549540	52	5450		INSURANCE AND BONDING	-	-	-	-	-
2750	495	10549541	52	5220		FOOD AND PROVISIONS	-	-	-	-	-
2751	495	10549541	52	5232		AUDIO VISUAL SUPPLIES	-	-	-	-	-
2752	495	10549541	52	5233		PERIODICALS BOOKS & OTHER PUB	-	-	-	-	-
2753	495	10549541	52	5260		PRINTING AND OFFICE SUPPLIES	-	-	-	-	-
2754	495	10549541	52	5290		TOOLS AND SUPPLIES	-	-	-	-	-
2755	495	10549541	52	5325		POSTAGE	-	-	-	-	-
2756	495	10549541	52	5370		ADVERTISING/EMPL.RECONGNITION	-	-	-	-	-
2757	495	10549541	52	5381		PROFESSIONAL SERVICES	-	-	-	-	-
2758	495	10549542	52	5212		WEARING APPARREL	-	-	-	-	-
2759	495	10549542	52	5220		FOOD AND PROVISIONS	886	650	650	650	650
2760	495	10549542	52	5233		PERIODICALS BOOKS & OTHER PUB	-	54	54	-	-
2761	495	10549542	52	5235		AGRICULT ANIMAL SUPP AND EQUIP	-	-	-	-	-
2762	495	10549542	52	5260		PRINTING AND OFFICE SUPPLIES	2,163	1,300	1,300	1,300	1,300
2763	495	10549542	52	5290		TOOLS AND SUPPLIES	51	1	1	-	-
2764	495	10549542	52	5311		TRAVEL	-	-	-	-	-
2765	495	10549542	52	5312		TRAVEL SUBSISTENCE	-	-	-	-	-
2766	495	10549542	52	5325		POSTAGE	492	492	492	492	492
2767	495	10549542	52	5353		MAINT & REPAIRS-FUEL GAS	145	94	94	-	-
2768	495	10549542	52	5370		ADVERTISING/EMPL.RECONGNITION	500	565	565	660	660
2769	495	10549542	52	5395		EDUCATION EXPENSES	5,955	7,146	7,146	6,898	6,898
2770	495	10549542	52	5410		RENTAL OF REAL PROPERTY	-	-	-	-	-
2771	495	10549542	52	5430		RENTAL OF EQUIPMENT	-	-	-	-	-
2772	495	10549542	52	5491		DUES AND MEMBERSHIPS	-	-	-	-	-
2773	495	10549543	52	5212		WEARING APPARREL	-	-	-	100	100
2774	495	10549543	52	5220		FOOD AND PROVISIONS	13,222	-	-	10,000	10,740
2775	495	10549543	52	5232		AUDIO VISUAL SUPPLIES	40	-	-	100	100
2776	495	10549543	52	5233		PERIODICALS BOOKS & OTHER PUB	3,311	-	-	7,000	5,300
2777	495	10549543	52	5235		AGRICULT ANIMAL SUPP AND EQUIP	204	-	-	1,550	1,550
2778	495	10549543	52	5260		PRINTING AND OFFICE SUPPLIES	5,375	-	-	5,000	3,261
2779	495	10549543	52	5290		TOOLS AND SUPPLIES	57	-	-	300	300
2780	495	10549543	52	5311		TRAVEL	-	-	-	-	-
2781	495	10549543	52	5312		TRAVEL SUBSISTENCE	198	-	-	1,000	400
2782	495	10549543	52	5325		POSTAGE	406	-	-	500	500
2783	495	10549543	52	5370		ADVERTISING/EMPL.RECONGNITION	3,207	-	-	3,500	3,500
2784	495	10549543	52	5381		PROFESSIONAL SERVICES	-	-	-	-	-
2785	495	10549543	52	5395		EDUCATION EXPENSES	91	-	-	1,200	1,199
2786	495	10549543	52	5410		RENTAL OF REAL PROPERTY	-	-	-	-	-
2787	495	10549543	52	5430		RENTAL OF EQUIPMENT	-	-	-	775	775
2788	495	10549543	52	5491		DUES AND MEMBERSHIPS	-	-	-	100	100
2789	495	10549544	52	5220		FOOD AND PROVISIONS	-	-	-	-	-
2790	495	10549544	52	5239		MEDICAL SUPPLIES AND EQUIPMENT	317	448	448	413	413
2791	495	10549544	52	5290		TOOLS AND SUPPLIES	-	-	-	10,000	10,000
2792	495	10549544	52	5321		TELEPHONE AND COMMUNICATIONS	8,514	9,500	9,500	10,129	10,129
2793	495	10549544	52	5330		UTILITIES	-	-	-	-	-
2794	495	10549544	52	5351		MAINT & REPAIRS-BUILDINGS	11,423	20,826	20,826	19,000	19,000
2795	495	10549544	52	5352		MAINT & REPAIRS-EQUIPMENT	1,405	-	-	-	-
2796	495	10549544	52	5354		MAINT AGREEMENTS-COMP.SOFTWARE	-	-	-	-	-
2797	495	10549544	52	5356		MAINT & REPAIRS-LAND & IMPRVS	-	-	-	-	-
2798	495	10549544	52	5357		IDC-PROP MGNT OPER CHARGES	227,305	157,122	157,122	185,280	185,280
2799	495	10549544	52	5381		PROFESSIONAL SERVICES	-	-	-	-	-
2800	495	10549544	52	5383		MEDICAL SERVICES	-	25	25	25	25
2801	495	10549544	52	5430		RENTAL OF EQUIPMENT	-	-	-	-	-
2802	495	10549544	52	5450		INSURANCE AND BONDING	4,250	3,068	3,068	3,068	3,068
2803	495	10549545	52	5450		INSURANCE AND BONDING	1,393	962	962	962	962
2804	495	10549546	52	5220		FOOD AND PROVISIONS	-	-	-	-	-
2805	495	10549546	52	5235		AGRICULT ANIMAL SUPP AND EQUIP	-	-	-	-	-
2806	495	10549546	52	5260		PRINTING AND OFFICE SUPPLIES	-	-	-	-	-
2807	495	10549546	52	5370		ADVERTISING/EMPL.RECONGNITION	-	-	-	-	-
2808	495	10549546	52	5395		EDUCATION EXPENSES	-	-	-	-	-

Union County, NC - FY2010 Budget Worksheet							May 15th, 2009				
Line No.	Dept Code	Dept Org. #	Rev Exp	Obj. Code	Proj. Code	Account Description	FY2008	FY2009		FY2010	
							Actual	Budget Before Cuts	Yr End Estimate	Dept. Request	Manager Recomm.
2809			52 Total				424,461	345,021	345,022	423,673	416,397
2810	495	10549501	55	5510		OFFICE FURNITURE AND EQUIPMENT	-	-	-	-	-
2811	495	10549501	55	5540		VEHICLES	-	-	-	-	-
2812	495	10549501	55	5570		LAND AND IMPROVEMENTS	-	-	-	-	-
2813	495	10549501	55	5580		BUILDINGS AND IMPROVEMENTS	-	-	-	-	-
2814	495	10549544	55	5510		OFFICE FURNITURE AND EQUIPMENT	-	-	-	-	-
2815	495	10549544	55	5570		LAND AND IMPROVEMENTS	-	-	-	-	-
2816			55 Total				-	-	-	-	-
2817	495	10549501	56	5040		IFT TO GENERAL CAPITAL PROJ FD	-	-	-	-	-
2818	495	10549501	56	5630		PAYMENTS TO OTHER GOV UNITS	235,722	226,477	226,477	252,350	252,350
2819	495	10549501	56	5699		PAYMENTS TO OTHER AGENCIES	8,849	7,472	7,472	7,800	7,800
2820	495	10549501	56	5920		CONTINGENCY	-	39,356	-	-	-
2821	495	10549540	56	5630		PAYMENTS TO OTHER GOV UNITS	-	-	-	-	-
2822	495	10549540	56	5920		CONTINGENCY	-	5,868	-	-	-
2823	495	10549541	56	5920		CONTINGENCY	-	-	-	-	-
2824	495	10549542	56	5920		CONTINGENCY	-	946	-	-	-
2825	495	10549543	56	5920		CONTINGENCY	-	35,719	-	-	-
2826	495	10549544	56	5040		IFT TO GENERAL CAPITAL PROJ FD	-	-	-	-	-
2827	495	10549544	56	5920		CONTINGENCY	-	122,636	-	-	-
2828	495	10549545	56	5040		IFT TO GENERAL CAPITAL PROJ FD	-	-	-	-	-
2829	495	10549545	56	5730		INST FIN PRINCIPAL	169,294	169,294	169,294	169,294	169,294
2830	495	10549545	56	5731		INST FIN INTEREST	147,257	140,527	140,527	136,633	136,633
2831	495	10549545	56	57311		INST FIN INTEREST CREDIT	(8,751)	-	-	-	-
2832	495	10549545	56	5732		INST FIN SERVICE CHARGES	-	-	-	-	-
2833	495	10549545	56	5920		CONTINGENCY	-	348	-	-	-
2834	495	10549546	56	5699		PAYMENTS TO OTHER AGENCIES	-	-	-	-	-
2835	495	10549546	56	5920		CONTINGENCY	-	-	-	-	-
2836			56 Total				552,371	748,643	543,770	566,077	566,077
2837	495	10449501	60	4390		FED GRANT-HAVA	(13,046)	(22,728)	(25,000)	(20,000)	(20,000)
2838	495	10449501	60	4490		ST GRANT-NC DEPT NR & CD	-	-	-	-	-
2839	495	10449501	60	4492		ST GRANT-NC DEPT OF AGRICULTR	-	-	-	-	-
2840	495	10449501	60	4510		DEPT SRV CHRGS	-	-	-	-	-
2841	495	10449501	60	4860		MISC REVENUE-RENT INCOME	(385)	-	-	-	-
2842	495	10449501	60	4892		MISC REVENUE-NSF CHECK FEE	-	-	-	-	-
2843	495	10449540	60	4435		ST GRANT-NC DEPT OF ADMIN	-	-	-	-	-
2844	495	10449540	60	4510		DEPT SERVICE CHARGES	-	-	-	-	-
2845	495	10449541	60	4510		DEPT SERVICE CHARGES	-	-	-	-	-
2846	495	10449542	60	4492		ST GRANT-NC DEPT OF AGRICULTR	-	-	-	-	-
2847	495	10449542	60	4510		DEPT SERVICE CHARGES	(10,322)	(10,000)	(10,326)	(10,000)	(10,000)
2848	495	10449543	60	4510		DEPT SRV CHRGS	(20,698)	(25,000)	(31,995)	(25,000)	(25,000)
2849	495	10449544	60	4860		MISC REVENUE-RENT INCOME	(79,128)	(74,000)	(85,160)	(74,000)	(74,000)
2850	495	10449546	60	4510		DEPT SRV CHRGS	-	-	-	-	-
2851			60 Total				(123,579)	(131,728)	(152,482)	(129,000)	(129,000)
2852	495 Total						1,000,736	1,117,973	891,172	963,854	956,578
2853	496	10549600	51	5121	1240	SALARIES & WAGES	46,360	48,005	47,492	47,310	47,310
2854	496	10549600	51	5132	1240	SEPARATION ALLOWANCE	1,085	1,111	1,111	1,107	1,107
2855	496	10549600	51	5134	1240	401-K SUPP RET PLAN -OTHER	2,318	2,375	2,375	2,366	2,366
2856	496	10549600	51	5181	1240	FICA CONTRIBUTIONS	3,568	3,660	3,660	3,619	3,619
2857	496	10549600	51	5182	1240	RET CONTRIB - OTHER EMPLOYEES	2,267	2,322	2,322	2,313	2,313
2858	496	10549600	51	5183	1240	HEALTH INSURANCE	5,968	6,395	6,395	7,776	7,776
2859	496	10549600	51	5184	1240	HEALTH INSURANCE - RETIREES	4,940	5,940	5,940	6,534	6,534
2860	496	10549600	51	51842	1240	HEALTH INSURANCE - OPEB	-	403	403	805	805
2861	496	10549600	51	5186	1240	WORKERS COMPENSATION	-	-	-	-	-
2862	496	10549600	51	5187	1240	DENTAL INSURANCE	450	413	413	468	468
2863	496	10549600	51	5188	1240	DENTAL INS - RETIREES UNDER 65	374	384	384	384	384
2864	496	10549600	51	5190	1240	LIFE INSURANCE - EMPLOYEES	82	84	84	-	-
2865			51 Total				67,412	71,092	70,579	72,682	72,682
2866	496	10549600	52	5220	1240	FOOD AND PROVISIONS	24	24	24	25	25
2867	496	10549600	52	5233	1240	PERIODICALS BOOKS & OTHER PUB	132	138	138	138	138
2868	496	10549600	52	5260	1240	PRINTING AND OFFICE SUPPLIES	903	500	500	800	800
2869	496	10549600	52	5265	1240	OFFICE COMPUTER EQUIPMENT	1,146	-	-	-	-
2870	496	10549600	52	5311	1240	TRAVEL	160	182	182	300	300
2871	496	10549600	52	5312	1240	TRAVEL SUBSISTENCE	242	190	190	400	400
2872	496	10549600	52	5325	1240	POSTAGE	268	325	325	300	300
2873	496	10549600	52	5352	1240	MAINT & REPAIRS-EQUIPMENT	293	250	250	250	250
2874	496	10549600	52	5353	1240	MAINT & REPAIRS-FUEL GAS	345	110	110	235	235
2875	496	10549600	52	5358	1240	MAINT & REPAIRS-VEH INTERDEPT	334	-	-	398	398
2876	496	10549600	52	5381	1240	PROFESSIONAL SERVICES	-	-	-	-	-
2877	496	10549600	52	5383		MEDICAL SERVICES	-	-	-	-	-
2878	496	10549600	52	5383	1240	MEDICAL SERVICES	25	-	-	-	-
2879	496	10549600	52	5395	1240	EDUCATION EXPENSES	170	155	155	230	230
2880	496	10549600	52	5450	1240	INSURANCE AND BONDING	786	624	624	624	624
2881	496	10549600	52	5491	1240	DUES AND MEMBERSHIPS	1,239	364	364	1,489	1,489
2882			52 Total				6,067	2,862	2,861	5,189	5,189
2883	496	10549600	55	5510	1240	OFFICE FURNITURE AND EQUIPMENT	-	-	-	-	-
2884	496	10549600	55	5540	1240	VEHICLES	-	-	-	-	-
2885			55 Total				-	-	-	-	-
2886	496	10549600	56	5920	1240	CONTINGENCY	-	3,315	-	-	-

Union County, NC - FY2010 Budget Worksheet							May 15th, 2009				
Line	Dept	Dept	Rev	Obj.	Proj.	Account	FY2008	FY2009		FY2010	
								Budget	Yr End	Dept.	Manager
No.	Code	Org. #	Exp	Code	Code	Description	Actual	Before Cuts	Estimate	Request	Recomm.
2887						56 Total	-	3,315	-	-	-
2888	496	10449600	60	4490	1240	ST GRANT-NC DEPT NR & CD	(25,413)	(25,835)	(25,835)	(25,835)	(25,835)
2889						60 Total	(25,413)	(25,835)	(25,835)	(25,835)	(25,835)
2890						496 Total	48,066	51,434	47,605	52,036	52,036
2891	497	10549700	56	5699		PAYMENTS TO OTHER AGENCIES	55,028	58,725	58,725	68,248	68,248
2892						56 Total	55,028	58,725	58,725	68,248	68,248
2893						497 Total	55,028	58,725	58,725	68,248	68,248
2894	498	10549800	56	5064		IFT TO WATER/SEWER CAP PROJ FD	-	-	-	-	-
2895						56 Total	-	-	-	-	-
2896						498 Total	-	-	-	-	-
2897	499	10549900	56	5699		PAYMENTS TO OTHER AGENCIES	10,000	10,000	10,000	25,000	9,000
2898						56 Total	10,000	10,000	10,000	25,000	9,000
2899						499 Total	10,000	10,000	10,000	25,000	9,000
2900	511	10551101	51	5121	1300	SALARIES & WAGES	41,089	143,607	51,771	43,213	43,213
2901	511	10551101	51	5121	13001	SALARIES & WAGES	7,618	9,183	8,444	-	-
2902	511	10551101	51	5121	1301	SALARIES & WAGES	-	-	-	-	-
2903	511	10551101	51	5122	1300	SALARIES & WAGES-OVERTIME	98	-	-	-	-
2904	511	10551101	51	5126	1300	SALARIES & WAGES-TEMP AND PART	-	-	-	-	-
2905	511	10551101	51	5126	1301	SALARIES & WAGES-TEMP AND PART	-	-	-	-	-
2906	511	10551101	51	5128	1300	TRAVEL ALLOWANCE	-	-	-	-	-
2907	511	10551101	51	5132	1300	SEPARATION ALLOWANCE	963	1,212	1,212	1,011	1,011
2908	511	10551101	51	5132	13001	SEPARATION ALLOWANCE	178	198	198	-	-
2909	511	10551101	51	5132	1301	SEPARATION ALLOWANCE	-	-	-	-	-
2910	511	10551101	51	5134	1300	401-K SUPP RET PLAN -OTHER	2,058	2,589	2,589	2,161	2,161
2911	511	10551101	51	5134	13001	401-K SUPP RET PLAN -OTHER	381	422	422	-	-
2912	511	10551101	51	5134	1301	401-K SUPP RET PLAN -OTHER	-	-	-	-	-
2913	511	10551101	51	5139	1300	COMMUTING - NONCASH	-	-	-	-	-
2914	511	10551101	51	5170	1300	BOARD MEMBER COMPENSATION	2,370	2,430	2,220	3,240	3,240
2915	511	10551101	51	5181	1300	FICA CONTRIBUTIONS	3,389	3,872	3,872	3,554	3,554
2916	511	10551101	51	5181	13001	FICA CONTRIBUTIONS	486	532	532	-	-
2917	511	10551101	51	5181	1301	FICA CONTRIBUTIONS	-	-	-	-	-
2918	511	10551101	51	5182	1300	RET CONTRIB.- OTHER EMPLOYEES	2,012	2,532	2,532	2,113	2,113
2919	511	10551101	51	5182	13001	RET CONTRIB.- OTHER EMPLOYEES	372	413	413	-	-
2920	511	10551101	51	5182	1301	RET CONTRIB.- OTHER EMPLOYEES	-	-	-	-	-
2921	511	10551101	51	5183	1300	HEALTH INSURANCE	7,556	7,749	7,749	9,489	9,489
2922	511	10551101	51	5183	13001	HEALTH INSURANCE	2,550	2,872	2,872	-	-
2923	511	10551101	51	5183	1301	HEALTH INSURANCE	-	-	-	-	-
2924	511	10551101	51	5184		HEALTH INSURANCE - RETIREES	-	-	-	-	-
2925	511	10551101	51	5184	1300	HEALTH INSURANCE - RETIREES	67,072	81,543	81,543	89,697	89,697
2926	511	10551101	51	51841	1300	HEALTH INSURANCE - RETIREES	11,143	18,443	18,443	20,993	20,993
2927	511	10551101	51	51842	1300	HEALTH INSURANCE - OPEB	-	491	491	983	983
2928	511	10551101	51	5185	1300	UNEMPLOYMENT CLAIMS	-	-	-	-	-
2929	511	10551101	51	5186	1300	WORKERS COMPENSATION	-	-	-	-	-
2930	511	10551101	51	5187	1300	DENTAL INSURANCE	474	419	419	571	571
2931	511	10551101	51	5187	13001	DENTAL INSURANCE	120	120	120	-	-
2932	511	10551101	51	5187	1301	DENTAL INSURANCE	-	-	-	-	-
2933	511	10551101	51	5188	1300	DENTAL INS - RETIREES UNDER 65	4,708	4,896	4,896	4,896	4,896
2934	511	10551101	51	5189	1300	OTHER FRINGE BENEFITS	7,361	-	-	-	-
2935	511	10551101	51	5190	1300	LIFE INSURANCE - EMPLOYEES	78	92	92	-	-
2936	511	10551101	51	5190	13001	LIFE INSURANCE - EMPLOYEES	13	15	15	-	-
2937	511	10551101	51	5190	1301	LIFE INSURANCE - EMPLOYEES	-	-	-	-	-
2938	511	10551150	51	5121	1320	SALARIES & WAGES	160,470	172,403	170,560	339,099	339,099
2939	511	10551150	51	5121	13201	SALARIES & WAGES	18,164	26,554	16,919	-	-
2940	511	10551150	51	5121	13202	SALARIES & WAGES	80,415	83,199	82,310	-	-
2941	511	10551150	51	5121	13203	SALARIES & WAGES	53,096	94,037	64,278	-	-
2942	511	10551150	51	5121	1321	SALARIES & WAGES	113,892	120,967	119,674	173,773	173,773
2943	511	10551150	51	5121	13211	SALARIES & WAGES	11,518	33,918	8,052	-	-
2944	511	10551150	51	5121	13212	SALARIES & WAGES	2,687	10,798	2,099	-	-
2945	511	10551150	51	5121	1323	SALARIES & WAGES	43,599	54,842	50,924	55,307	55,307
2946	511	10551150	51	5121	1324	SALARIES & WAGES	383,746	519,788	440,172	457,871	457,871
2947	511	10551150	51	5121	13241	SALARIES & WAGES	19,561	5,785	5,474	-	-
2948	511	10551150	51	5121	1327	SALARIES & WAGES	532,995	612,648	606,099	525,794	525,794
2949	511	10551150	51	5121	13271	SALARIES & WAGES	33,851	34,778	34,406	27,746	27,746
2950	511	10551150	51	5121	13272	SALARIES & WAGES	33,463	34,903	34,530	27,291	27,291
2951	511	10551150	51	5121	1328	SALARIES & WAGES	-	-	-	-	-
2952	511	10551150	51	5121	1329	SALARIES & WAGES	122,736	168,417	123,189	170,307	170,307
2953	511	10551150	51	5121	1330	SALARIES & WAGES	999	3,054	585	4,267	4,267
2954	511	10551150	51	5121	1332	SALARIES & WAGES	251	103	-	-	-
2955	511	10551150	51	5121	1334	SALARIES & WAGES	192,161	154,059	144,383	246,043	246,043
2956	511	10551150	51	5121	13341	SALARIES & WAGES	59,109	44,036	5,902	30,649	30,649
2957	511	10551150	51	5121	1335	SALARIES & WAGES	42,348	5,704	-	-	-
2958	511	10551150	51	5121	1336	SALARIES & WAGES	16,164	18,837	18,636	25,679	25,679
2959	511	10551150	51	5121	1337	SALARIES & WAGES	8,879	13,376	9,444	16,807	16,807
2960	511	10551150	51	5122	1320	SALARIES & WAGES-OVERTIME	178	-	-	-	-
2961	511	10551150	51	5122	13203	SALARIES & WAGES-OVERTIME	-	-	-	-	-
2962	511	10551150	51	5122	1321	SALARIES & WAGES-OVERTIME	-	-	-	-	-
2963	511	10551150	51	5122	1323	SALARIES & WAGES-OVERTIME	-	-	-	-	-
2964	511	10551150	51	5122	1324	SALARIES & WAGES-OVERTIME	-	-	-	-	-

Union County, NC - FY2010 Budget Worksheet							May 15th, 2009				
Line	Dept	Dept	Rev	Obj.	Proj.	Account	FY2008	FY2009		FY2010	
								Budget	Yr End	Depart.	Manager
No.	Code	Org. #	Exp	Code	Code	Description	Actual	Before Cuts	Estimate	Request	Recomm.
2965	511	10551150	51	5122	1327	SALARIES & WAGES-OVERTIME	-	-	-	-	-
2966	511	10551150	51	5122	1337	SALARIES & WAGES-OVERTIME	-	-	-	-	-
2967	511	10551150	51	5126	1320	SALARIES & WAGES-TEMP AND PART	8,913	8,343	8,254	7,687	7,687
2968	511	10551150	51	5126	13203	SALARIES & WAGES-TEMP AND PART	684	-	-	-	-
2969	511	10551150	51	5126	1321	SALARIES & WAGES-TEMP AND PART	-	-	-	-	-
2970	511	10551150	51	5126	1324	SALARIES & WAGES-TEMP AND PART	39,671	23,365	23,115	81,993	81,993
2971	511	10551150	51	5126	13241	SALARIES & WAGES-TEMP AND PART	-	-	-	-	-
2972	511	10551150	51	5126	1327	SALARIES & WAGES-TEMP AND PART	81,747	88,846	87,896	76,862	76,862
2973	511	10551150	51	5126	13271	SALARIES & WAGES-TEMP AND PART	-	-	-	-	-
2974	511	10551150	51	5126	1332	SALARIES & WAGES-TEMP AND PART	760	872	863	-	-
2975	511	10551150	51	5126	1333	SALARIES & WAGES-TEMP AND PART	-	-	-	-	-
2976	511	10551150	51	5126	13341	SALARIES & WAGES-TEMP AND PART	-	-	-	-	-
2977	511	10551150	51	5126	1335	SALARIES & WAGES-TEMP AND PART	-	-	-	-	-
2978	511	10551150	51	5126	1336	SALARIES & WAGES-TEMP AND PART	-	-	-	-	-
2979	511	10551150	51	5126	1337	SALARIES & WAGES-TEMP AND PART	-	-	-	-	-
2980	511	10551150	51	5132	1320	SEPARATION ALLOWANCE	3,758	3,995	3,995	7,935	7,935
2981	511	10551150	51	5132	13201	SEPARATION ALLOWANCE	425	396	396	-	-
2982	511	10551150	51	5132	13202	SEPARATION ALLOWANCE	1,882	1,926	1,926	-	-
2983	511	10551150	51	5132	13203	SEPARATION ALLOWANCE	1,243	1,504	1,504	-	-
2984	511	10551150	51	5132	1321	SEPARATION ALLOWANCE	2,664	2,802	2,802	4,066	4,066
2985	511	10551150	51	5132	13211	SEPARATION ALLOWANCE	269	188	188	-	-
2986	511	10551150	51	5132	13212	SEPARATION ALLOWANCE	63	49	49	-	-
2987	511	10551150	51	5132	1323	SEPARATION ALLOWANCE	1,020	1,192	1,192	1,294	1,294
2988	511	10551150	51	5132	1324	SEPARATION ALLOWANCE	8,977	10,298	10,298	10,714	10,714
2989	511	10551150	51	5132	13241	SEPARATION ALLOWANCE	458	128	128	-	-
2990	511	10551150	51	5132	1327	SEPARATION ALLOWANCE	12,469	14,174	14,174	12,304	12,304
2991	511	10551150	51	5132	13271	SEPARATION ALLOWANCE	792	805	805	649	649
2992	511	10551150	51	5132	13272	SEPARATION ALLOWANCE	783	808	808	639	639
2993	511	10551150	51	5132	1328	SEPARATION ALLOWANCE	-	-	-	-	-
2994	511	10551150	51	5132	1329	SEPARATION ALLOWANCE	2,871	2,883	2,883	3,985	3,985
2995	511	10551150	51	5132	1330	SEPARATION ALLOWANCE	23	14	14	100	100
2996	511	10551150	51	5132	1332	SEPARATION ALLOWANCE	5	-	-	-	-
2997	511	10551150	51	5132	1333	SEPARATION ALLOWANCE	-	-	-	-	-
2998	511	10551150	51	5132	1334	SEPARATION ALLOWANCE	4,495	8,510	8,510	5,757	5,757
2999	511	10551150	51	5132	13341	SEPARATION ALLOWANCE	1,383	583	583	717	717
3000	511	10551150	51	5132	1335	SEPARATION ALLOWANCE	991	-	-	-	-
3001	511	10551150	51	5132	1336	SEPARATION ALLOWANCE	378	436	436	601	601
3002	511	10551150	51	5132	1337	SEPARATION ALLOWANCE	207	221	221	393	393
3003	511	10551150	51	5134	1320	401-K SUPP RET PLAN -OTHER	8,029	8,538	8,538	16,955	16,955
3004	511	10551150	51	5134	13201	401-K SUPP RET PLAN -OTHER	908	846	846	-	-
3005	511	10551150	51	5134	13202	401-K SUPP RET PLAN -OTHER	4,021	4,115	4,115	-	-
3006	511	10551150	51	5134	13203	401-K SUPP RET PLAN -OTHER	2,654	3,214	3,214	-	-
3007	511	10551150	51	5134	1321	401-K SUPP RET PLAN -OTHER	5,693	5,988	5,988	8,689	8,689
3008	511	10551150	51	5134	13211	401-K SUPP RET PLAN -OTHER	576	403	403	-	-
3009	511	10551150	51	5134	13212	401-K SUPP RET PLAN -OTHER	134	105	105	-	-
3010	511	10551150	51	5134	1323	401-K SUPP RET PLAN -OTHER	2,179	2,548	2,548	2,765	2,765
3011	511	10551150	51	5134	1324	401-K SUPP RET PLAN -OTHER	19,183	22,004	22,004	22,894	22,894
3012	511	10551150	51	5134	13241	401-K SUPP RET PLAN -OTHER	978	274	274	-	-
3013	511	10551150	51	5134	1327	401-K SUPP RET PLAN -OTHER	26,644	30,286	30,286	26,290	26,290
3014	511	10551150	51	5134	13271	401-K SUPP RET PLAN -OTHER	1,693	1,720	1,720	1,387	1,387
3015	511	10551150	51	5134	13272	401-K SUPP RET PLAN -OTHER	1,673	1,726	1,726	1,365	1,365
3016	511	10551150	51	5134	1328	401-K SUPP RET PLAN -OTHER	-	-	-	-	-
3017	511	10551150	51	5134	1329	401-K SUPP RET PLAN -OTHER	6,136	6,159	6,159	8,515	8,515
3018	511	10551150	51	5134	1330	401-K SUPP RET PLAN -OTHER	50	29	29	213	213
3019	511	10551150	51	5134	1332	401-K SUPP RET PLAN -OTHER	13	-	-	-	-
3020	511	10551150	51	5134	1333	401-K SUPP RET PLAN -OTHER	-	-	-	-	-
3021	511	10551150	51	5134	1334	401-K SUPP RET PLAN -OTHER	9,604	12,353	12,353	12,302	12,302
3022	511	10551150	51	5134	13341	401-K SUPP RET PLAN -OTHER	2,955	1,246	1,246	1,532	1,532
3023	511	10551150	51	5134	1335	401-K SUPP RET PLAN -OTHER	2,117	-	-	-	-
3024	511	10551150	51	5134	1336	401-K SUPP RET PLAN -OTHER	807	932	932	1,284	1,284
3025	511	10551150	51	5134	1337	401-K SUPP RET PLAN -OTHER	442	472	472	840	840
3026	511	10551150	51	5139	1324	COMMUTING - NONCASH	-	-	-	-	-
3027	511	10551150	51	5181	1320	FICA CONTRIBUTIONS	12,325	12,989	12,989	26,529	26,529
3028	511	10551150	51	5181	13201	FICA CONTRIBUTIONS	1,309	1,198	1,198	-	-
3029	511	10551150	51	5181	13202	FICA CONTRIBUTIONS	5,681	5,741	5,741	-	-
3030	511	10551150	51	5181	13203	FICA CONTRIBUTIONS	3,749	4,589	4,589	-	-
3031	511	10551150	51	5181	1321	FICA CONTRIBUTIONS	8,323	8,693	8,693	13,294	13,294
3032	511	10551150	51	5181	13211	FICA CONTRIBUTIONS	845	595	595	-	-
3033	511	10551150	51	5181	13212	FICA CONTRIBUTIONS	200	156	156	-	-
3034	511	10551150	51	5181	1323	FICA CONTRIBUTIONS	3,227	3,715	3,715	4,231	4,231
3035	511	10551150	51	5181	1324	FICA CONTRIBUTIONS	30,973	34,575	34,575	41,300	41,300
3036	511	10551150	51	5181	13241	FICA CONTRIBUTIONS	1,431	389	389	-	-
3037	511	10551150	51	5181	1327	FICA CONTRIBUTIONS	45,103	37,035	37,035	46,103	46,103
3038	511	10551150	51	5181	13271	FICA CONTRIBUTIONS	2,556	2,602	2,602	2,123	2,123
3039	511	10551150	51	5181	13272	FICA CONTRIBUTIONS	2,487	2,311	2,311	2,088	2,088
3040	511	10551150	51	5181	1328	FICA CONTRIBUTIONS	-	-	-	-	-
3041	511	10551150	51	5181	1329	FICA CONTRIBUTIONS	8,797	8,811	8,811	13,028	13,028
3042	511	10551150	51	5181	1330	FICA CONTRIBUTIONS	76	44	44	326	326

Union County, NC - FY2010 Budget Worksheet							May 15th, 2009				
Line No.	Dept Code	Dept Org. #	Rev Exp	Obj Code	Proj. Code	Account Description	FY2008 Actual	FY2009		FY2010	
								Budget Before Cuts	Yr End Estimate	Dept. Request	Manager Recomm.
3043	511	10551150	51	5181	1332	FICA CONTRIBUTIONS	78	66	66	-	-
3044	511	10551150	51	5181	1333	FICA CONTRIBUTIONS	-	-	-	-	-
3045	511	10551150	51	5181	1334	FICA CONTRIBUTIONS	14,245	16,211	16,211	18,822	18,822
3046	511	10551150	51	5181	13341	FICA CONTRIBUTIONS	4,466	1,899	1,899	2,345	2,345
3047	511	10551150	51	5181	1335	FICA CONTRIBUTIONS	3,223	-	-	-	-
3048	511	10551150	51	5181	1336	FICA CONTRIBUTIONS	1,187	1,364	1,364	1,964	1,964
3049	511	10551150	51	5181	1337	FICA CONTRIBUTIONS	642	675	675	1,286	1,286
3050	511	10551150	51	5182	1320	RET CONTRIB.- OTHER EMPLOYEES	7,852	8,349	8,349	16,582	16,582
3051	511	10551150	51	5182	13201	RET CONTRIB.- OTHER EMPLOYEES	888	827	827	-	-
3052	511	10551150	51	5182	13202	RET CONTRIB.- OTHER EMPLOYEES	3,933	4,025	4,025	-	-
3053	511	10551150	51	5182	13203	RET CONTRIB.- OTHER EMPLOYEES	2,596	3,143	3,143	-	-
3054	511	10551150	51	5182	1321	RET CONTRIB.- OTHER EMPLOYEES	5,568	5,856	5,856	8,497	8,497
3055	511	10551150	51	5182	13211	RET CONTRIB.- OTHER EMPLOYEES	563	394	394	-	-
3056	511	10551150	51	5182	13212	RET CONTRIB.- OTHER EMPLOYEES	131	103	103	-	-
3057	511	10551150	51	5182	1323	RET CONTRIB.- OTHER EMPLOYEES	2,131	2,492	2,492	2,705	2,705
3058	511	10551150	51	5182	1324	RET CONTRIB.- OTHER EMPLOYEES	18,761	21,520	21,520	22,390	22,390
3059	511	10551150	51	5182	13241	RET CONTRIB.- OTHER EMPLOYEES	957	268	268	-	-
3060	511	10551150	51	5182	1327	RET CONTRIB.- OTHER EMPLOYEES	26,058	29,619	29,619	25,711	25,711
3061	511	10551150	51	5182	13271	RET CONTRIB.- OTHER EMPLOYEES	1,655	1,682	1,682	1,357	1,357
3062	511	10551150	51	5182	13272	RET CONTRIB.- OTHER EMPLOYEES	1,637	1,689	1,689	1,335	1,335
3063	511	10551150	51	5182	1328	RET CONTRIB.- OTHER EMPLOYEES	-	-	-	-	-
3064	511	10551150	51	5182	1329	RET CONTRIB.- OTHER EMPLOYEES	6,001	6,024	6,024	8,328	8,328
3065	511	10551150	51	5182	1330	RET CONTRIB.- OTHER EMPLOYEES	49	29	29	209	209
3066	511	10551150	51	5182	1332	RET CONTRIB.- OTHER EMPLOYEES	13	-	-	-	-
3067	511	10551150	51	5182	1333	RET CONTRIB.- OTHER EMPLOYEES	-	-	-	-	-
3068	511	10551150	51	5182	1334	RET CONTRIB.- OTHER EMPLOYEES	9,393	12,308	12,308	12,031	12,031
3069	511	10551150	51	5182	13341	RET CONTRIB.- OTHER EMPLOYEES	2,891	1,153	1,153	1,499	1,499
3070	511	10551150	51	5182	1335	RET CONTRIB.- OTHER EMPLOYEES	2,070	-	-	-	-
3071	511	10551150	51	5182	1336	RET CONTRIB.- OTHER EMPLOYEES	790	911	911	1,256	1,256
3072	511	10551150	51	5182	1337	RET CONTRIB.- OTHER EMPLOYEES	433	462	462	822	822
3073	511	10551150	51	5183	1320	HEALTH INSURANCE	25,644	27,694	27,694	53,286	53,286
3074	511	10551150	51	5183	13201	HEALTH INSURANCE	2,834	2,327	2,327	-	-
3075	511	10551150	51	5183	13202	HEALTH INSURANCE	12,940	14,042	14,042	-	-
3076	511	10551150	51	5183	13203	HEALTH INSURANCE	9,320	10,495	10,495	-	-
3077	511	10551150	51	5183	1321	HEALTH INSURANCE	19,437	22,329	22,329	30,287	30,287
3078	511	10551150	51	5183	13211	HEALTH INSURANCE	1,753	789	789	-	-
3079	511	10551150	51	5183	13212	HEALTH INSURANCE	390	192	192	-	-
3080	511	10551150	51	5183	1323	HEALTH INSURANCE	6,239	7,510	7,510	8,495	8,495
3081	511	10551150	51	5183	1324	HEALTH INSURANCE	60,029	70,912	70,912	73,253	73,253
3082	511	10551150	51	5183	13241	HEALTH INSURANCE	2,895	1,042	1,042	-	-
3083	511	10551150	51	5183	1327	HEALTH INSURANCE	78,488	91,997	91,997	85,034	85,034
3084	511	10551150	51	5183	13271	HEALTH INSURANCE	6,914	7,317	7,317	7,776	7,776
3085	511	10551150	51	5183	13272	HEALTH INSURANCE	7,443	10,481	10,481	7,776	7,776
3086	511	10551150	51	5183	1328	HEALTH INSURANCE	-	-	-	-	-
3087	511	10551150	51	5183	1329	HEALTH INSURANCE	16,893	17,778	17,778	26,963	26,963
3088	511	10551150	51	5183	1330	HEALTH INSURANCE	150	106	106	1,069	1,069
3089	511	10551150	51	5183	1332	HEALTH INSURANCE	53	-	-	-	-
3090	511	10551150	51	5183	1334	HEALTH INSURANCE	28,594	20,396	20,396	33,494	33,494
3091	511	10551150	51	5183	13341	HEALTH INSURANCE	181	-	-	-	-
3092	511	10551150	51	5183	1335	HEALTH INSURANCE	5,350	-	-	-	-
3093	511	10551150	51	5183	1336	HEALTH INSURANCE	2,114	2,985	2,985	3,111	3,111
3094	511	10551150	51	5183	1337	HEALTH INSURANCE	997	1,077	1,077	1,710	1,710
3095	511	10551150	51	51842	1320	HEALTH INSURANCE - OPEB	-	2,759	2,759	5,519	5,519
3096	511	10551150	51	51842	1321	HEALTH INSURANCE - OPEB	-	1,569	1,569	3,137	3,137
3097	511	10551150	51	51842	1323	HEALTH INSURANCE - OPEB	-	440	440	879	879
3098	511	10551150	51	51842	1324	HEALTH INSURANCE - OPEB	-	3,794	3,794	7,587	7,587
3099	511	10551150	51	51842	1327	HEALTH INSURANCE - OPEB	-	4,404	4,404	8,807	8,807
3100	511	10551150	51	51842	13271	HEALTH INSURANCE - OPEB	-	403	403	805	805
3101	511	10551150	51	51842	13272	HEALTH INSURANCE - OPEB	-	403	403	805	805
3102	511	10551150	51	51842	1329	HEALTH INSURANCE - OPEB	-	1,396	1,396	2,793	2,793
3103	511	10551150	51	51842	1330	HEALTH INSURANCE - OPEB	-	55	55	110	110
3104	511	10551150	51	51842	1334	HEALTH INSURANCE - OPEB	-	1,735	1,735	3,469	3,469
3105	511	10551150	51	51842	1336	HEALTH INSURANCE - OPEB	-	161	161	322	322
3106	511	10551150	51	51842	1337	HEALTH INSURANCE - OPEB	-	89	89	177	177
3107	511	10551150	51	5185	1324	UNEMPLOYMENT CLAIMS	-	1,745	1,745	-	-
3108	511	10551150	51	5185	1327	UNEMPLOYMENT CLAIMS	-	-	-	-	-
3109	511	10551150	51	5186	1320	WORKERS COMPENSATION	-	-	-	-	-
3110	511	10551150	51	5186	1321	WORKERS COMPENSATION	-	-	-	-	-
3111	511	10551150	51	5186	1323	WORKERS COMPENSATION	-	-	-	-	-
3112	511	10551150	51	5186	1324	WORKERS COMPENSATION	-	-	-	-	-
3113	511	10551150	51	5186	1327	WORKERS COMPENSATION	-	-	-	-	-
3114	511	10551150	51	5186	1328	WORKERS COMPENSATION	-	-	-	-	-
3115	511	10551150	51	5186	1329	WORKERS COMPENSATION	-	-	-	-	-
3116	511	10551150	51	5186	1334	WORKERS COMPENSATION	-	-	-	-	-
3117	511	10551150	51	5186	1335	WORKERS COMPENSATION	-	-	-	-	-
3118	511	10551150	51	5186	1336	WORKERS COMPENSATION	-	-	-	-	-
3119	511	10551150	51	5187	1320	DENTAL INSURANCE	1,507	1,488	1,488	3,207	3,207
3120	511	10551150	51	5187	13201	DENTAL INSURANCE	181	117	117	-	-

Union County, NC - FY2010 Budget Worksheet							May 15th, 2009				
Line	Dept	Dept	Rev	Obj.	Proj.	Account	FY2008	FY2009		FY2010	
								Budget	Yr End	Depart.	Manager
No.	Code	Org. #	Exp	Code	Code	Description	Actual	Before Cuts	Estimate	Request	Recomm.
3121	511	10551150	51	5187	13202	DENTAL INSURANCE	705	656	656	-	-
3122	511	10551150	51	5187	13203	DENTAL INSURANCE	481	495	495	-	-
3123	511	10551150	51	5187	1321	DENTAL INSURANCE	1,210	1,173	1,173	1,823	1,823
3124	511	10551150	51	5187	13211	DENTAL INSURANCE	109	38	38	-	-
3125	511	10551150	51	5187	13212	DENTAL INSURANCE	30	12	12	-	-
3126	511	10551150	51	5187	1323	DENTAL INSURANCE	400	388	388	511	511
3127	511	10551150	51	5187	1324	DENTAL INSURANCE	3,491	3,783	3,783	4,409	4,409
3128	511	10551150	51	5187	13241	DENTAL INSURANCE	162	44	44	-	-
3129	511	10551150	51	5187	1327	DENTAL INSURANCE	4,696	4,814	4,814	5,118	5,118
3130	511	10551150	51	5187	13271	DENTAL INSURANCE	497	449	449	468	468
3131	511	10551150	51	5187	13272	DENTAL INSURANCE	497	451	451	468	468
3132	511	10551150	51	5187	1329	DENTAL INSURANCE	857	779	779	1,623	1,623
3133	511	10551150	51	5187	1330	DENTAL INSURANCE	11	7	7	64	64
3134	511	10551150	51	5187	1332	DENTAL INSURANCE	4	-	-	-	-
3135	511	10551150	51	5187	1334	DENTAL INSURANCE	1,725	1,357	1,357	2,016	2,016
3136	511	10551150	51	5187	13341	DENTAL INSURANCE	9	-	-	-	-
3137	511	10551150	51	5187	1335	DENTAL INSURANCE	387	-	-	-	-
3138	511	10551150	51	5187	1336	DENTAL INSURANCE	124	151	151	187	187
3139	511	10551150	51	5187	1337	DENTAL INSURANCE	51	50	50	103	103
3140	511	10551150	51	5189	1324	OTHER FRINGE BENEFITS	-	-	-	-	-
3141	511	10551150	51	5189	1327	OTHER FRINGE BENEFITS	-	-	-	-	-
3142	511	10551150	51	5190	1320	LIFE INSURANCE - EMPLOYEES	284	302	302	-	-
3143	511	10551150	51	5190	13201	LIFE INSURANCE - EMPLOYEES	32	30	30	-	-
3144	511	10551150	51	5190	13202	LIFE INSURANCE - EMPLOYEES	142	144	144	-	-
3145	511	10551150	51	5190	13203	LIFE INSURANCE - EMPLOYEES	96	113	113	-	-
3146	511	10551150	51	5190	1321	LIFE INSURANCE - EMPLOYEES	205	211	211	-	-
3147	511	10551150	51	5190	13211	LIFE INSURANCE - EMPLOYEES	20	14	14	-	-
3148	511	10551150	51	5190	13212	LIFE INSURANCE - EMPLOYEES	5	4	4	-	-
3149	511	10551150	51	5190	1323	LIFE INSURANCE - EMPLOYEES	77	89	89	-	-
3150	511	10551150	51	5190	1324	LIFE INSURANCE - EMPLOYEES	680	775	775	-	-
3151	511	10551150	51	5190	13241	LIFE INSURANCE - EMPLOYEES	34	10	10	-	-
3152	511	10551150	51	5190	1327	LIFE INSURANCE - EMPLOYEES	941	1,055	1,055	-	-
3153	511	10551150	51	5190	13271	LIFE INSURANCE - EMPLOYEES	60	61	61	-	-
3154	511	10551150	51	5190	13272	LIFE INSURANCE - EMPLOYEES	59	61	61	-	-
3155	511	10551150	51	5190	1328	LIFE INSURANCE - EMPLOYEES	-	-	-	-	-
3156	511	10551150	51	5190	1329	LIFE INSURANCE - EMPLOYEES	216	217	217	-	-
3157	511	10551150	51	5190	1330	LIFE INSURANCE - EMPLOYEES	2	1	1	-	-
3158	511	10551150	51	5190	1332	LIFE INSURANCE - EMPLOYEES	0	-	-	-	-
3159	511	10551150	51	5190	1333	LIFE INSURANCE - EMPLOYEES	-	-	-	-	-
3160	511	10551150	51	5190	1334	LIFE INSURANCE - EMPLOYEES	337	254	254	-	-
3161	511	10551150	51	5190	13341	LIFE INSURANCE - EMPLOYEES	96	53	53	-	-
3162	511	10551150	51	5190	1335	LIFE INSURANCE - EMPLOYEES	74	-	-	-	-
3163	511	10551150	51	5190	1336	LIFE INSURANCE - EMPLOYEES	29	33	33	-	-
3164	511	10551150	51	5190	1337	LIFE INSURANCE - EMPLOYEES	16	17	17	-	-
3165	511	10551150	51	5199	1327	PROJECT CODE BUDGET ADJUSTMENT	-	-	(7,717)	(4,236)	(4,236)
3166	511	10551150	51	5199	13272	PROJECT CODE BUDGET ADJUSTMENT	-	-	7,717	4,236	4,236
3167	511	10551151	51	5121		SALARIES & WAGES	-	-	-	-	-
3168	511	10551151	51	5121	1350	SALARIES & WAGES	83,481	71,448	70,684	115,025	115,025
3169	511	10551151	51	5121	13501	SALARIES & WAGES	-	-	-	-	-
3170	511	10551151	51	5121	13502	SALARIES & WAGES	12,529	14,286	14,133	-	-
3171	511	10551151	51	5121	13503	SALARIES & WAGES	-	-	-	-	-
3172	511	10551151	51	5121	13504	SALARIES & WAGES	6,155	70,369	25,237	-	-
3173	511	10551151	51	5121	13505	SALARIES & WAGES	-	-	-	-	-
3174	511	10551151	51	5121	1351	SALARIES & WAGES	-	-	-	-	-
3175	511	10551151	51	5121	1352	SALARIES & WAGES	39,733	17,276	17,090	-	-
3176	511	10551151	51	5121	1353	SALARIES & WAGES	12,999	1,970	-	-	-
3177	511	10551151	51	5121	13541	SALARIES & WAGES	12,043	-	-	-	-
3178	511	10551151	51	5122	1350	SALARIES & WAGES-OVERTIME	-	-	-	-	-
3179	511	10551151	51	5126	1350	SALARIES & WAGES-TEMP AND PART	209	39	39	-	-
3180	511	10551151	51	5126	13501	SALARIES & WAGES-TEMP AND PART	-	-	-	-	-
3181	511	10551151	51	5126	13503	SALARIES & WAGES-TEMP AND PART	-	-	-	-	-
3182	511	10551151	51	5126	1351	SALARIES & WAGES-TEMP AND PART	-	-	-	-	-
3183	511	10551151	51	5126	1353	SALARIES & WAGES-TEMP AND PART	5,541	13,315	13,173	15,358	15,358
3184	511	10551151	51	5126	13541	SALARIES & WAGES-TEMP AND PART	-	-	-	3,840	-
3185	511	10551151	51	5132	1350	SEPARATION ALLOWANCE	1,940	1,654	1,654	2,692	2,692
3186	511	10551151	51	5132	13501	SEPARATION ALLOWANCE	-	-	-	-	-
3187	511	10551151	51	5132	13502	SEPARATION ALLOWANCE	293	348	348	-	-
3188	511	10551151	51	5132	13503	SEPARATION ALLOWANCE	-	-	-	-	-
3189	511	10551151	51	5132	13504	SEPARATION ALLOWANCE	140	591	591	-	-
3190	511	10551151	51	5132	13505	SEPARATION ALLOWANCE	-	-	-	-	-
3191	511	10551151	51	5132	1351	SEPARATION ALLOWANCE	-	-	-	-	-
3192	511	10551151	51	5132	1352	SEPARATION ALLOWANCE	930	400	400	-	-
3193	511	10551151	51	5132	1353	SEPARATION ALLOWANCE	233	-	-	-	-
3194	511	10551151	51	5132	13541	SEPARATION ALLOWANCE	298	-	-	-	-
3195	511	10551151	51	5134	1350	401-K SUPP RET PLAN -OTHER	4,146	3,534	3,534	5,751	5,751
3196	511	10551151	51	5134	13501	401-K SUPP RET PLAN -OTHER	-	-	-	-	-
3197	511	10551151	51	5134	13502	401-K SUPP RET PLAN -OTHER	626	719	719	-	-
3198	511	10551151	51	5134	13503	401-K SUPP RET PLAN -OTHER	-	-	-	-	-

Union County, NC - FY2010 Budget Worksheet							May 15th, 2009				
Line No.	Dept Code	Dept Org. #	Rev Exp	Obj Code	Proj. Code	Account Description	FY2008 Actual	FY2009		FY2010	
								Budget Before Cuts	Yr End Estimate	Dept. Request	Manager Recomm.
3199	511	10551151	51	5134	13504	401-K SUPP RET PLAN -OTHER	300	1,262	1,262	-	-
3200	511	10551151	51	5134	13505	401-K SUPP RET PLAN -OTHER	-	-	-	-	-
3201	511	10551151	51	5134	1351	401-K SUPP RET PLAN -OTHER	-	-	-	-	-
3202	511	10551151	51	5134	1352	401-K SUPP RET PLAN -OTHER	1,987	855	855	-	-
3203	511	10551151	51	5134	1353	401-K SUPP RET PLAN -OTHER	498	-	-	-	-
3204	511	10551151	51	5134	13541	401-K SUPP RET PLAN -OTHER	636	-	-	-	-
3205	511	10551151	51	5181	1350	FICA CONTRIBUTIONS	6,081	5,055	5,055	8,799	8,799
3206	511	10551151	51	5181	13501	FICA CONTRIBUTIONS	-	-	-	-	-
3207	511	10551151	51	5181	13502	FICA CONTRIBUTIONS	958	830	830	-	-
3208	511	10551151	51	5181	13503	FICA CONTRIBUTIONS	-	-	-	-	-
3209	511	10551151	51	5181	13504	FICA CONTRIBUTIONS	434	1,730	1,730	-	-
3210	511	10551151	51	5181	13505	FICA CONTRIBUTIONS	-	-	-	-	-
3211	511	10551151	51	5181	1351	FICA CONTRIBUTIONS	-	-	-	-	-
3212	511	10551151	51	5181	1352	FICA CONTRIBUTIONS	2,765	1,189	1,189	-	-
3213	511	10551151	51	5181	1353	FICA CONTRIBUTIONS	1,420	1,008	1,008	1,175	1,175
3214	511	10551151	51	5181	13541	FICA CONTRIBUTIONS	966	-	-	294	-
3215	511	10551151	51	5182	1350	RET CONTRIB.- OTHER EMPLOYEES	4,055	3,456	3,456	5,625	5,625
3216	511	10551151	51	5182	13501	RET CONTRIB.- OTHER EMPLOYEES	-	-	-	-	-
3217	511	10551151	51	5182	13502	RET CONTRIB.- OTHER EMPLOYEES	613	611	611	-	-
3218	511	10551151	51	5182	13503	RET CONTRIB.- OTHER EMPLOYEES	-	-	-	-	-
3219	511	10551151	51	5182	13504	RET CONTRIB.- OTHER EMPLOYEES	293	1,234	1,234	-	-
3220	511	10551151	51	5182	13505	RET CONTRIB.- OTHER EMPLOYEES	-	-	-	-	-
3221	511	10551151	51	5182	1351	RET CONTRIB.- OTHER EMPLOYEES	-	-	-	-	-
3222	511	10551151	51	5182	1352	RET CONTRIB.- OTHER EMPLOYEES	1,943	836	836	-	-
3223	511	10551151	51	5182	1353	RET CONTRIB.- OTHER EMPLOYEES	487	-	-	-	-
3224	511	10551151	51	5182	13541	RET CONTRIB.- OTHER EMPLOYEES	622	-	-	-	-
3225	511	10551151	51	5183	1350	HEALTH INSURANCE	13,620	12,383	12,383	19,285	19,285
3226	511	10551151	51	5183	13501	HEALTH INSURANCE	-	-	-	-	-
3227	511	10551151	51	5183	13502	HEALTH INSURANCE	2,218	3,407	3,407	-	-
3228	511	10551151	51	5183	13503	HEALTH INSURANCE	-	-	-	-	-
3229	511	10551151	51	5183	13504	HEALTH INSURANCE	1,101	6,246	6,246	-	-
3230	511	10551151	51	5183	13505	HEALTH INSURANCE	-	-	-	-	-
3231	511	10551151	51	5183	1351	HEALTH INSURANCE	-	-	-	-	-
3232	511	10551151	51	5183	1352	HEALTH INSURANCE	8,784	3,730	3,730	-	-
3233	511	10551151	51	5183	1353	HEALTH INSURANCE	-	-	-	-	-
3234	511	10551151	51	5183	13541	HEALTH INSURANCE	1,902	-	-	-	-
3235	511	10551151	51	51842	1350	HEALTH INSURANCE - OPEB	-	999	999	1,998	1,998
3236	511	10551151	51	5186	1350	WORKERS COMPENSATION	-	-	-	-	-
3237	511	10551151	51	5186	1351	WORKERS COMPENSATION	-	-	-	-	-
3238	511	10551151	51	5187	1350	DENTAL INSURANCE	747	575	575	1,161	1,161
3239	511	10551151	51	5187	13501	DENTAL INSURANCE	-	-	-	-	-
3240	511	10551151	51	5187	13502	DENTAL INSURANCE	168	99	99	-	-
3241	511	10551151	51	5187	13503	DENTAL INSURANCE	-	-	-	-	-
3242	511	10551151	51	5187	13504	DENTAL INSURANCE	59	244	244	-	-
3243	511	10551151	51	5187	13505	DENTAL INSURANCE	-	-	-	-	-
3244	511	10551151	51	5187	1351	DENTAL INSURANCE	-	-	-	-	-
3245	511	10551151	51	5187	1352	DENTAL INSURANCE	402	180	180	-	-
3246	511	10551151	51	5187	1353	DENTAL INSURANCE	-	-	-	-	-
3247	511	10551151	51	5187	13541	DENTAL INSURANCE	137	-	-	-	-
3248	511	10551151	51	5190	1350	LIFE INSURANCE - EMPLOYEES	146	110	110	-	-
3249	511	10551151	51	5190	13501	LIFE INSURANCE - EMPLOYEES	-	-	-	-	-
3250	511	10551151	51	5190	13502	LIFE INSURANCE - EMPLOYEES	21	30	30	-	-
3251	511	10551151	51	5190	13503	LIFE INSURANCE - EMPLOYEES	-	-	-	-	-
3252	511	10551151	51	5190	13504	LIFE INSURANCE - EMPLOYEES	8	44	44	-	-
3253	511	10551151	51	5190	1351	LIFE INSURANCE - EMPLOYEES	-	-	-	-	-
3254	511	10551151	51	5190	1352	LIFE INSURANCE - EMPLOYEES	70	30	30	-	-
3255	511	10551151	51	5190	1353	LIFE INSURANCE - EMPLOYEES	17	-	-	-	-
3256	511	10551151	51	5190	13541	LIFE INSURANCE - EMPLOYEES	22	-	-	-	-
3257	511	10551151	51	5199	1350	PROJECT CODE BUDGET ADJUSTMENT	-	-	(51,656)	(53,396)	(53,396)
3258	511	10551151	51	5199	13502	PROJECT CODE BUDGET ADJUSTMENT	-	-	-	20,041	20,041
3259	511	10551151	51	5199	13504	PROJECT CODE BUDGET ADJUSTMENT	-	-	51,656	33,355	33,355
3260	511	10551152	51	5121	1360	SALARIES & WAGES	33,996	31,588	31,250	34,323	34,323
3261	511	10551152	51	5121	13601	SALARIES & WAGES	123,738	124,753	123,419	149,020	149,020
3262	511	10551152	51	5121	13602	SALARIES & WAGES	176,624	214,719	170,692	177,386	177,386
3263	511	10551152	51	5121	13603	SALARIES & WAGES	8,879	14,456	10,864	4,109	4,109
3264	511	10551152	51	5121	1362	SALARIES & WAGES	39,148	37,584	34,683	35,468	35,468
3265	511	10551152	51	5121	1363	SALARIES & WAGES	7,471	5,439	5,317	-	-
3266	511	10551152	51	5122	1360	SALARIES & WAGES-OVERTIME	-	-	-	-	-
3267	511	10551152	51	5126	1360	SALARIES & WAGES-TEMP AND PART	-	-	-	-	-
3268	511	10551152	51	5126	13601	SALARIES & WAGES-TEMP AND PART	-	-	-	-	-
3269	511	10551152	51	5126	13602	SALARIES & WAGES-TEMP AND PART	-	-	-	-	-
3270	511	10551152	51	5126	13603	SALARIES & WAGES-TEMP AND PART	-	-	-	-	-
3271	511	10551152	51	5126	1362	SALARIES & WAGES-TEMP AND PART	-	-	-	-	-
3272	511	10551152	51	5126	1363	SALARIES & WAGES-TEMP AND PART	-	-	-	-	-
3273	511	10551152	51	5132	1360	SEPARATION ALLOWANCE	794	731	731	803	803
3274	511	10551152	51	5132	13601	SEPARATION ALLOWANCE	2,896	2,888	2,888	3,487	3,487
3275	511	10551152	51	5132	13602	SEPARATION ALLOWANCE	4,133	3,995	3,995	4,151	4,151
3276	511	10551152	51	5132	13603	SEPARATION ALLOWANCE	208	254	254	96	96

Union County, NC - FY2010 Budget Worksheet							May 15th, 2009				
Line No.	Dept Code	Dept Org. #	Rev Exp	Obj Code	Proj. Code	Account Description	FY2008 Actual	FY2009		FY2010	
								Budget Before Cuts	Yr End Estimate	Dept. Request	Manager Recomm.
3277	511	10551152	51	5132	1362	SEPARATION ALLOWANCE	916	812	812	830	830
3278	511	10551152	51	5132	1363	SEPARATION ALLOWANCE	175	124	124	-	-
3279	511	10551152	51	5134	1360	401-K SUPP RET PLAN -OTHER	1,696	1,561	1,561	1,716	1,716
3280	511	10551152	51	5134	13601	401-K SUPP RET PLAN -OTHER	6,187	6,171	6,171	7,451	7,451
3281	511	10551152	51	5134	13602	401-K SUPP RET PLAN -OTHER	8,831	8,535	8,535	8,869	8,869
3282	511	10551152	51	5134	13603	401-K SUPP RET PLAN -OTHER	444	543	543	205	205
3283	511	10551152	51	5134	1362	401-K SUPP RET PLAN -OTHER	1,957	1,734	1,734	1,773	1,773
3284	511	10551152	51	5134	1363	401-K SUPP RET PLAN -OTHER	374	266	266	-	-
3285	511	10551152	51	5181	1360	FICA CONTRIBUTIONS	2,466	2,218	2,218	2,626	2,626
3286	511	10551152	51	5181	13601	FICA CONTRIBUTIONS	9,070	8,865	8,865	11,400	11,400
3287	511	10551152	51	5181	13602	FICA CONTRIBUTIONS	13,082	11,688	11,688	13,570	13,570
3288	511	10551152	51	5181	13603	FICA CONTRIBUTIONS	660	812	812	314	314
3289	511	10551152	51	5181	1362	FICA CONTRIBUTIONS	2,992	2,653	2,653	2,713	2,713
3290	511	10551152	51	5181	1363	FICA CONTRIBUTIONS	571	407	407	-	-
3291	511	10551152	51	5182	1360	RET CONTRIB.- OTHER EMPLOYEES	1,659	1,527	1,527	1,678	1,678
3292	511	10551152	51	5182	13601	RET CONTRIB.- OTHER EMPLOYEES	6,051	6,035	6,035	7,287	7,287
3293	511	10551152	51	5182	13602	RET CONTRIB.- OTHER EMPLOYEES	8,637	8,348	8,348	8,674	8,674
3294	511	10551152	51	5182	13603	RET CONTRIB.- OTHER EMPLOYEES	434	531	531	201	201
3295	511	10551152	51	5182	1362	RET CONTRIB.- OTHER EMPLOYEES	1,914	1,696	1,696	1,734	1,734
3296	511	10551152	51	5182	1363	RET CONTRIB.- OTHER EMPLOYEES	365	260	260	-	-
3297	511	10551152	51	5183	1360	HEALTH INSURANCE	5,358	5,259	5,259	5,346	5,346
3298	511	10551152	51	5183	13601	HEALTH INSURANCE	23,893	28,224	28,224	32,659	32,659
3299	511	10551152	51	5183	13602	HEALTH INSURANCE	34,784	52,745	52,745	48,989	48,989
3300	511	10551152	51	5183	13603	HEALTH INSURANCE	1,578	1,630	1,630	777	777
3301	511	10551152	51	5183	1362	HEALTH INSURANCE	6,093	7,490	7,490	7,776	7,776
3302	511	10551152	51	5183	1363	HEALTH INSURANCE	1,410	1,126	1,126	-	-
3303	511	10551152	51	51842	1360	HEALTH INSURANCE - OPEB	-	277	277	554	554
3304	511	10551152	51	51842	13601	HEALTH INSURANCE - OPEB	-	1,692	1,692	3,383	3,383
3305	511	10551152	51	51842	13602	HEALTH INSURANCE - OPEB	-	2,537	2,537	5,073	5,073
3306	511	10551152	51	51842	13603	HEALTH INSURANCE - OPEB	-	40	40	81	81
3307	511	10551152	51	51842	1362	HEALTH INSURANCE - OPEB	-	403	403	805	805
3308	511	10551152	51	5185	1360	UNEMPLOYMENT CLAIMS	-	-	-	-	-
3309	511	10551152	51	5185	13602	UNEMPLOYMENT CLAIMS	1,878	-	-	-	-
3310	511	10551152	51	5186	1360	WORKERS COMPENSATION	-	-	-	-	-
3311	511	10551152	51	5187	1360	DENTAL INSURANCE	308	254	254	322	322
3312	511	10551152	51	5187	13601	DENTAL INSURANCE	1,444	1,403	1,403	1,966	1,966
3313	511	10551152	51	5187	13602	DENTAL INSURANCE	2,366	2,488	2,488	2,948	2,948
3314	511	10551152	51	5187	13603	DENTAL INSURANCE	101	86	86	47	47
3315	511	10551152	51	5187	1362	DENTAL INSURANCE	457	484	484	468	468
3316	511	10551152	51	5187	1363	DENTAL INSURANCE	107	73	73	-	-
3317	511	10551152	51	5190	1360	LIFE INSURANCE - EMPLOYEES	59	55	55	-	-
3318	511	10551152	51	5190	13601	LIFE INSURANCE - EMPLOYEES	219	214	214	-	-
3319	511	10551152	51	5190	13602	LIFE INSURANCE - EMPLOYEES	308	301	301	-	-
3320	511	10551152	51	5190	13603	LIFE INSURANCE - EMPLOYEES	15	10	10	-	-
3321	511	10551152	51	5190	1362	LIFE INSURANCE - EMPLOYEES	67	63	63	-	-
3322	511	10551152	51	5190	1363	LIFE INSURANCE - EMPLOYEES	13	9	9	-	-
3323	511	10551152	51	5199	1360	PROJECT CODE BUDGET ADJUSTMENT	-	-	-	(6,690)	(6,690)
3324	511	10551152	51	5199	13601	PROJECT CODE BUDGET ADJUSTMENT	-	-	-	(7,506)	(7,506)
3325	511	10551152	51	5199	1362	PROJECT CODE BUDGET ADJUSTMENT	-	-	-	6,690	6,690
3326	511	10551152	51	5199	1363	PROJECT CODE BUDGET ADJUSTMENT	-	-	-	7,506	7,506
3327	511	10551153	51	5121	1370	SALARIES & WAGES	521,346	705,311	563,046	692,323	692,323
3328	511	10551153	51	5121	13701	SALARIES & WAGES	202,781	173,408	171,554	57,102	57,102
3329	511	10551153	51	5121	1371	SALARIES & WAGES	-	-	-	-	-
3330	511	10551153	51	5121	1372	SALARIES & WAGES	13,697	42,994	42,534	42,371	42,371
3331	511	10551153	51	5126	1370	SALARIES & WAGES-TEMP AND PART	44,229	23,250	23,001	16,278	16,278
3332	511	10551153	51	5126	13701	SALARIES & WAGES-TEMP AND PART	11,104	15,018	14,857	-	-
3333	511	10551153	51	5126	1371	SALARIES & WAGES-TEMP AND PART	-	-	-	-	-
3334	511	10551153	51	5132	1370	SEPARATION ALLOWANCE	12,196	13,106	13,106	16,200	16,200
3335	511	10551153	51	5132	13701	SEPARATION ALLOWANCE	4,745	4,014	4,014	1,336	1,336
3336	511	10551153	51	5132	1371	SEPARATION ALLOWANCE	-	-	-	-	-
3337	511	10551153	51	5132	1372	SEPARATION ALLOWANCE	320	995	995	991	991
3338	511	10551153	51	5134	1370	401-K SUPP RET PLAN -OTHER	26,059	28,004	28,004	34,616	34,616
3339	511	10551153	51	5134	13701	401-K SUPP RET PLAN -OTHER	10,139	8,578	8,578	2,855	2,855
3340	511	10551153	51	5134	1371	401-K SUPP RET PLAN -OTHER	-	-	-	-	-
3341	511	10551153	51	5134	1372	401-K SUPP RET PLAN -OTHER	685	2,127	2,127	2,119	2,119
3342	511	10551153	51	5181	1370	FICA CONTRIBUTIONS	41,560	43,835	43,835	54,208	54,208
3343	511	10551153	51	5181	13701	FICA CONTRIBUTIONS	15,900	13,755	13,755	4,368	4,368
3344	511	10551153	51	5181	1371	FICA CONTRIBUTIONS	-	-	-	-	-
3345	511	10551153	51	5181	1372	FICA CONTRIBUTIONS	1,038	3,252	3,252	3,241	3,241
3346	511	10551153	51	5182	1370	RET CONTRIB.- OTHER EMPLOYEES	25,486	27,389	27,389	33,855	33,855
3347	511	10551153	51	5182	13701	RET CONTRIB.- OTHER EMPLOYEES	9,916	8,389	8,389	2,792	2,792
3348	511	10551153	51	5182	1371	RET CONTRIB.- OTHER EMPLOYEES	-	-	-	-	-
3349	511	10551153	51	5182	1372	RET CONTRIB.- OTHER EMPLOYEES	670	2,080	2,080	2,072	2,072
3350	511	10551153	51	5183	1370	HEALTH INSURANCE	74,263	89,304	89,304	106,406	106,406
3351	511	10551153	51	5183	13701	HEALTH INSURANCE	20,114	18,515	18,515	1,555	1,555
3352	511	10551153	51	5183	1371	HEALTH INSURANCE	-	-	-	-	-
3353	511	10551153	51	5183	1372	HEALTH INSURANCE	-	-	-	7,776	7,776
3354	511	10551153	51	51842	1370	HEALTH INSURANCE - OPEB	-	5,510	5,510	11,020	11,020

Union County, NC - FY2010 Budget Worksheet							May 15th, 2009				
Line	Dept	Dept	Rev	Obj.	Proj.	Account	FY2008	FY2009		FY2010	
								Budget	Yr End	Depart.	Manager
No.	Code	Org. #	Exp	Code	Code	Description	Actual	Before Cuts	Estimate	Request	Recomm.
3355	511	10551153	51	51842	13701	HEALTH INSURANCE - OPEB	-	81	81	162	162
3356	511	10551153	51	51842	1372	HEALTH INSURANCE - OPEB	-	403	403	805	805
3357	511	10551153	51	5185	1370	UNEMPLOYMENT CLAIMS	-	-	-	-	-
3358	511	10551153	51	5186	1370	WORKERS COMPENSATION	-	-	-	-	-
3359	511	10551153	51	5186	1371	WORKERS COMPENSATION	-	-	-	-	-
3360	511	10551153	51	5186	1372	WORKERS COMPENSATION	-	-	-	-	-
3361	511	10551153	51	5187	1370	DENTAL INSURANCE	4,443	4,765	4,765	6,404	6,404
3362	511	10551153	51	5187	13701	DENTAL INSURANCE	1,202	972	972	94	94
3363	511	10551153	51	5187	1371	DENTAL INSURANCE	-	-	-	-	-
3364	511	10551153	51	5187	1372	DENTAL INSURANCE	-	-	-	468	468
3365	511	10551153	51	5189	1370	OTHER FRINGE BENEFITS	-	-	-	-	-
3366	511	10551153	51	5190	1370	LIFE INSURANCE - EMPLOYEES	941	975	975	-	-
3367	511	10551153	51	5190	13701	LIFE INSURANCE - EMPLOYEES	351	290	290	-	-
3368	511	10551153	51	5190	1371	LIFE INSURANCE - EMPLOYEES	-	-	-	-	-
3369	511	10551153	51	5190	1372	LIFE INSURANCE - EMPLOYEES	24	75	75	-	-
3370	511	10551154	51	5121	1390	SALARIES & WAGES	1,084,104	1,095,456	1,083,746	1,047,026	1,047,026
3371	511	10551154	51	5122	1390	SALARIES & WAGES-OVERTIME	-	-	-	-	-
3372	511	10551154	51	5132	1390	SEPARATION ALLOWANCE	25,363	25,360	25,360	24,500	24,500
3373	511	10551154	51	5134	1390	401-K SUPP RET PLAN -OTHER	54,196	54,186	54,186	52,351	52,351
3374	511	10551154	51	5139	1390	COMMUTING - NONCASH	-	-	-	-	-
3375	511	10551154	51	5181	1390	FICA CONTRIBUTIONS	79,287	77,951	77,951	80,098	80,098
3376	511	10551154	51	5182	1390	RET CONTRIB. - OTHER EMPLOYEES	53,003	52,995	52,995	51,200	51,200
3377	511	10551154	51	5183	1390	HEALTH INSURANCE	168,412	177,484	177,484	172,627	172,627
3378	511	10551154	51	51842	1390	HEALTH INSURANCE - OPEB	-	8,940	8,940	17,880	17,880
3379	511	10551154	51	5186	1390	WORKERS COMPENSATION	-	-	-	-	-
3380	511	10551154	51	5187	1390	DENTAL INSURANCE	9,855	8,830	8,830	10,390	10,390
3381	511	10551154	51	5189	1390	OTHER FRINGE BENEFITS	-	-	-	-	-
3382	511	10551154	51	5190	1390	LIFE INSURANCE - EMPLOYEES	1,931	1,889	1,889	-	-
3383				51 Total			6,221,248	6,953,396	6,327,383	6,595,673	6,591,539
3384	511	10551101	52	5211	1300	CLEANING & JANITORIAL SUPPLIES	-	-	-	-	-
3385	511	10551101	52	5212	1300	WEARING APPARREL	-	-	-	-	-
3386	511	10551101	52	5220	1300	FOOD AND PROVISIONS	1,034	800	800	800	800
3387	511	10551101	52	5232	1300	AUDIO VISUAL SUPPLIES	-	(3)	(3)	-	-
3388	511	10551101	52	5233	1300	PERIODICALS BOOKS & OTHER PUB	98	(8)	(8)	-	-
3389	511	10551101	52	5239	1300	MEDICAL SUPPLIES AND EQUIPMENT	-	-	-	-	-
3390	511	10551101	52	5260	1300	PRINTING AND OFFICE SUPPLIES	5,355	3,333	3,333	3,333	3,333
3391	511	10551101	52	5265	1300	OFFICE COMPUTER EQUIPMENT	9,665	-	-	-	-
3392	511	10551101	52	5270	1300	INVENTORY	-	-	-	-	-
3393	511	10551101	52	5290	1300	TOOLS AND SUPPLIES	209	352	352	300	300
3394	511	10551101	52	5299		MISCELLANEOUS	-	-	-	-	-
3395	511	10551101	52	5299	1300	MISCELLANEOUS	434	-	-	25,000	25,000
3396	511	10551101	52	5311	1300	TRAVEL	2,274	970	970	970	970
3397	511	10551101	52	5312	1300	TRAVEL SUBSISTENCE	511	600	600	600	600
3398	511	10551101	52	5321	1300	TELEPHONE AND COMMUNICATIONS	2,600	2,492	2,492	2,492	2,492
3399	511	10551101	52	5325	1300	POSTAGE	783	760	760	760	760
3400	511	10551101	52	5330	1300	UTILITIES	-	-	-	-	-
3401	511	10551101	52	5351	1300	MAINT & REPAIRS-BUILDINGS	-	-	-	-	-
3402	511	10551101	52	5352	1300	MAINT & REPAIRS-EQUIPMENT	-	-	-	-	-
3403	511	10551101	52	5353	1300	MAINT & REPAIRS-FUEL GAS	59	101	101	100	100
3404	511	10551101	52	5354	1300	MAINT AGREEMNTS-COMP.SOFTWARE	-	300	300	300	300
3405	511	10551101	52	5355	1300	MAINT & REPAIRS-INSUR REFUNDS	-	-	-	-	-
3406	511	10551101	52	5357		IDC-PROP MGNT OPER CHARGES	-	-	-	-	-
3407	511	10551101	52	5357	1300	IDC-PROP MGNT OPER CHARGES	3,851	2,711	2,711	2,605	2,605
3408	511	10551101	52	5358	1300	MAINT & REPAIRS-VEH INTERDEPT	-	-	-	-	-
3409	511	10551101	52	5370	1300	ADVERTISING/EMPL.RECOGNITION	92	94	94	109	109
3410	511	10551101	52	5381	1300	PROFESSIONAL SERVICES	8,001	917	917	500	500
3411	511	10551101	52	5382	1300	LEGAL SERVICES	-	-	-	-	-
3412	511	10551101	52	5383	1300	MEDICAL SERVICES	-	-	-	-	-
3413	511	10551101	52	5389	1300	OTHER PROF SERVICES	264	271	271	283	283
3414	511	10551101	52	5392	1300	LAUNDRY AND DRY CLEANING	-	-	-	-	-
3415	511	10551101	52	5393	1300	TEMPORARY HELP SERVICES	2,139	-	-	-	-
3416	511	10551101	52	5395	1300	EDUCATION EXPENSES	412	528	528	528	528
3417	511	10551101	52	5398	1300	TRANSPORTATION	-	-	-	21	21
3418	511	10551101	52	5410	1300	RENTAL OF REAL PROPERTY	1,932	2,040	2,040	2,057	2,057
3419	511	10551101	52	5430	1300	RENTAL OF EQUIPMENT	30	-	-	-	-
3420	511	10551101	52	5450	1300	INSURANCE AND BONDING	589	324	324	324	324
3421	511	10551101	52	5450	1320	INSURANCE AND BONDING	-	-	-	-	-
3422	511	10551101	52	5491	1300	DUES AND MEMBERSHIPS	2,042	-	-	-	-
3423	511	10551101	52	5492	1300	UNCOLLECTIBLE ACCOUNTS	83	249	249	-	-
3424	511	10551150	52	5211	1320	CLEANING & JANITORIAL SUPPLIES	-	-	-	-	-
3425	511	10551150	52	5211	1321	CLEANING & JANITORIAL SUPPLIES	-	-	-	-	-
3426	511	10551150	52	5211	1323	CLEANING & JANITORIAL SUPPLIES	-	-	-	-	-
3427	511	10551150	52	5211	1324	CLEANING & JANITORIAL SUPPLIES	-	-	-	-	-
3428	511	10551150	52	5211	1327	CLEANING & JANITORIAL SUPPLIES	-	-	-	-	-
3429	511	10551150	52	5211	1328	CLEANING & JANITORIAL SUPPLIES	-	-	-	-	-
3430	511	10551150	52	5211	1329	CLEANING & JANITORIAL SUPPLIES	-	-	-	-	-
3431	511	10551150	52	5211	1330	CLEANING & JANITORIAL SUPPLIES	-	-	-	-	-
3432	511	10551150	52	5211	1334	CLEANING & JANITORIAL SUPPLIES	-	-	-	-	-

Union County, NC - FY2010 Budget Worksheet							May 15th, 2009				
Line No.	Dept Code	Dept Org. #	Rev Exp	Obj Code	Proj. Code	Account Description	FY2008 Actual	FY2009		FY2010	
								Budget Before Cuts	Yr End Estimate	Depart. Request	Manager Recomm.
3433	511	10551150	52	5211	1335	CLEANING & JANITORIAL SUPPLIES	-	-	-	-	-
3434	511	10551150	52	5211	1336	CLEANING & JANITORIAL SUPPLIES	-	-	-	-	-
3435	511	10551150	52	5211	1337	CLEANING & JANITORIAL SUPPLIES	-	-	-	-	-
3436	511	10551150	52	5212	1320	WEARING APPARREL	470	366	366	366	366
3437	511	10551150	52	5212	1321	WEARING APPARREL	279	239	239	239	239
3438	511	10551150	52	5212	1323	WEARING APPARREL	113	86	86	86	86
3439	511	10551150	52	5212	1324	WEARING APPARREL	405	303	303	303	303
3440	511	10551150	52	5212	1327	WEARING APPARREL	942	679	679	679	679
3441	511	10551150	52	5212	13272	WEARING APPARREL	-	-	-	-	-
3442	511	10551150	52	5212	1328	WEARING APPARREL	-	-	-	-	-
3443	511	10551150	52	5212	1329	WEARING APPARREL	113	18	18	25	25
3444	511	10551150	52	5212	1330	WEARING APPARREL	-	-	-	-	-
3445	511	10551150	52	5212	1332	WEARING APPARREL	-	-	-	-	-
3446	511	10551150	52	5212	1334	WEARING APPARREL	1,000	650	650	650	650
3447	511	10551150	52	5212	1335	WEARING APPARREL	-	-	-	-	-
3448	511	10551150	52	5212	1336	WEARING APPARREL	220	-	-	-	-
3449	511	10551150	52	5220	1320	FOOD AND PROVISIONS	270	274	274	274	274
3450	511	10551150	52	5220	1321	FOOD AND PROVISIONS	379	233	233	233	233
3451	511	10551150	52	5220	1323	FOOD AND PROVISIONS	98	33	33	70	70
3452	511	10551150	52	5220	1324	FOOD AND PROVISIONS	811	517	517	417	417
3453	511	10551150	52	5220	1327	FOOD AND PROVISIONS	758	568	568	568	568
3454	511	10551150	52	5220	13271	FOOD AND PROVISIONS	24	24	24	24	24
3455	511	10551150	52	5220	13272	FOOD AND PROVISIONS	24	24	24	24	24
3456	511	10551150	52	5220	1329	FOOD AND PROVISIONS	200	103	103	103	103
3457	511	10551150	52	5220	1330	FOOD AND PROVISIONS	-	-	-	-	-
3458	511	10551150	52	5220	1333	FOOD AND PROVISIONS	-	-	-	-	-
3459	511	10551150	52	5220	1334	FOOD AND PROVISIONS	204	206	206	200	200
3460	511	10551150	52	5220	13341	FOOD AND PROVISIONS	-	45	45	121	121
3461	511	10551150	52	5220	1335	FOOD AND PROVISIONS	24	-	-	-	-
3462	511	10551150	52	5220	1336	FOOD AND PROVISIONS	154	48	48	48	48
3463	511	10551150	52	5220	1337	FOOD AND PROVISIONS	-	-	-	100	100
3464	511	10551150	52	5232	1320	AUDIO VISUAL SUPPLIES	415	-	-	-	-
3465	511	10551150	52	5232	1321	AUDIO VISUAL SUPPLIES	-	-	-	-	-
3466	511	10551150	52	5232	1323	AUDIO VISUAL SUPPLIES	-	-	-	-	-
3467	511	10551150	52	5232	1324	AUDIO VISUAL SUPPLIES	-	-	-	-	-
3468	511	10551150	52	5232	1327	AUDIO VISUAL SUPPLIES	-	-	-	-	-
3469	511	10551150	52	5232	1329	AUDIO VISUAL SUPPLIES	-	-	-	-	-
3470	511	10551150	52	5232	1330	AUDIO VISUAL SUPPLIES	-	-	-	-	-
3471	511	10551150	52	5232	1333	AUDIO VISUAL SUPPLIES	-	-	-	-	-
3472	511	10551150	52	5232	1334	AUDIO VISUAL SUPPLIES	-	-	-	100	100
3473	511	10551150	52	5232	1335	AUDIO VISUAL SUPPLIES	-	-	-	-	-
3474	511	10551150	52	5232	1336	AUDIO VISUAL SUPPLIES	-	-	-	-	-
3475	511	10551150	52	5232	1337	AUDIO VISUAL SUPPLIES	-	-	-	-	-
3476	511	10551150	52	5233	1320	PERIODICALS BOOKS & OTHER PUB	560	386	386	385	385
3477	511	10551150	52	5233	1321	PERIODICALS BOOKS & OTHER PUB	250	168	168	171	171
3478	511	10551150	52	5233	1323	PERIODICALS BOOKS & OTHER PUB	36	(1)	(1)	-	-
3479	511	10551150	52	5233	1324	PERIODICALS BOOKS & OTHER PUB	331	210	210	210	210
3480	511	10551150	52	5233	1327	PERIODICALS BOOKS & OTHER PUB	1,115	886	886	886	886
3481	511	10551150	52	5233	13272	PERIODICALS BOOKS & OTHER PUB	75	-	-	-	-
3482	511	10551150	52	5233	1328	PERIODICALS BOOKS & OTHER PUB	-	-	-	-	-
3483	511	10551150	52	5233	1329	PERIODICALS BOOKS & OTHER PUB	58	(1)	(1)	-	-
3484	511	10551150	52	5233	1330	PERIODICALS BOOKS & OTHER PUB	-	-	-	-	-
3485	511	10551150	52	5233	1333	PERIODICALS BOOKS & OTHER PUB	-	-	-	-	-
3486	511	10551150	52	5233	1334	PERIODICALS BOOKS & OTHER PUB	360	250	250	250	250
3487	511	10551150	52	5233	13341	PERIODICALS BOOKS & OTHER PUB	-	-	-	-	-
3488	511	10551150	52	5233	1335	PERIODICALS BOOKS & OTHER PUB	130	-	-	-	-
3489	511	10551150	52	5233	1336	PERIODICALS BOOKS & OTHER PUB	75	(1)	(1)	-	-
3490	511	10551150	52	5233	1337	PERIODICALS BOOKS & OTHER PUB	123	(2)	(2)	50	50
3491	511	10551150	52	5239	1320	MEDICAL SUPPLIES AND EQUIPMENT	25,161	26,114	26,114	29,114	29,114
3492	511	10551150	52	5239	1321	MEDICAL SUPPLIES AND EQUIPMENT	36,045	-	-	40,793	-
3493	511	10551150	52	5239	1323	MEDICAL SUPPLIES AND EQUIPMENT	500	512	512	512	512
3494	511	10551150	52	5239	1324	MEDICAL SUPPLIES AND EQUIPMENT	89,312	87,174	87,174	87,174	87,174
3495	511	10551150	52	5239	1325	MEDICAL SUPPLIES AND EQUIPMENT	825	4,600	4,600	-	-
3496	511	10551150	52	5239	1327	MEDICAL SUPPLIES AND EQUIPMENT	16,863	17,001	17,001	14,375	14,375
3497	511	10551150	52	5239	13272	MEDICAL SUPPLIES AND EQUIPMENT	-	-	-	-	-
3498	511	10551150	52	5239	1328	MEDICAL SUPPLIES AND EQUIPMENT	-	-	-	-	-
3499	511	10551150	52	5239	1329	MEDICAL SUPPLIES AND EQUIPMENT	100	-	-	-	-
3500	511	10551150	52	5239	1330	MEDICAL SUPPLIES AND EQUIPMENT	418	-	-	-	-
3501	511	10551150	52	5239	1332	MEDICAL SUPPLIES AND EQUIPMENT	-	-	-	1,033	1,033
3502	511	10551150	52	5239	1333	MEDICAL SUPPLIES AND EQUIPMENT	-	-	-	-	-
3503	511	10551150	52	5239	1334	MEDICAL SUPPLIES AND EQUIPMENT	52,282	46,000	46,000	46,000	46,000
3504	511	10551150	52	5239	13341	MEDICAL SUPPLIES AND EQUIPMENT	8,636	3,250	3,250	3,250	3,250
3505	511	10551150	52	5239	1335	MEDICAL SUPPLIES AND EQUIPMENT	199	-	-	-	-
3506	511	10551150	52	5239	1336	MEDICAL SUPPLIES AND EQUIPMENT	620	599	599	601	601
3507	511	10551150	52	5239	1337	MEDICAL SUPPLIES AND EQUIPMENT	5,710	145	145	500	500
3508	511	10551150	52	5260	1320	PRINTING AND OFFICE SUPPLIES	7,200	6,417	6,417	5,417	5,417
3509	511	10551150	52	5260	1321	PRINTING AND OFFICE SUPPLIES	4,100	4,100	4,100	4,100	4,100
3510	511	10551150	52	5260	1322	PRINTING AND OFFICE SUPPLIES	-	-	-	-	-

Union County, NC - FY2010 Budget Worksheet							May 15th, 2009				
Line	Dept	Dept	Rev	Obj.	Proj.	Account	FY2008	FY2009		FY2010	
No.	Code	Org. #	Exp	Code	Code	Description	Actual	Budget	Yr End	Depart.	Manager
								Before Cuts	Estimate	Request	Recomm.
3511	511	10551150	52	5260	1323	PRINTING AND OFFICE SUPPLIES	2,168	1,368	1,368	1,850	1,850
3512	511	10551150	52	5260	1324	PRINTING AND OFFICE SUPPLIES	11,827	8,410	8,410	9,910	9,910
3513	511	10551150	52	5260	1327	PRINTING AND OFFICE SUPPLIES	11,732	7,608	7,608	6,930	6,930
3514	511	10551150	52	5260	13271	PRINTING AND OFFICE SUPPLIES	312	400	400	400	400
3515	511	10551150	52	5260	13272	PRINTING AND OFFICE SUPPLIES	2,040	2,943	2,943	2,942	2,942
3516	511	10551150	52	5260	1328	PRINTING AND OFFICE SUPPLIES	-	-	-	-	-
3517	511	10551150	52	5260	1329	PRINTING AND OFFICE SUPPLIES	4,100	2,700	2,700	2,500	2,500
3518	511	10551150	52	5260	1330	PRINTING AND OFFICE SUPPLIES	141	219	219	170	170
3519	511	10551150	52	5260	1332	PRINTING AND OFFICE SUPPLIES	-	-	-	-	-
3520	511	10551150	52	5260	1333	PRINTING AND OFFICE SUPPLIES	-	-	-	-	-
3521	511	10551150	52	5260	1334	PRINTING AND OFFICE SUPPLIES	7,377	5,000	5,000	5,000	5,000
3522	511	10551150	52	5260	13341	PRINTING AND OFFICE SUPPLIES	629	370	370	296	296
3523	511	10551150	52	5260	1335	PRINTING AND OFFICE SUPPLIES	1,087	-	-	-	-
3524	511	10551150	52	5260	1336	PRINTING AND OFFICE SUPPLIES	1,483	841	841	741	741
3525	511	10551150	52	5260	1337	PRINTING AND OFFICE SUPPLIES	1,652	1,000	1,000	1,000	1,000
3526	511	10551150	52	5265	1320	OFFICE COMPUTER EQUIPMENT	709	-	-	-	-
3527	511	10551150	52	5265	1321	OFFICE COMPUTER EQUIPMENT	293	-	-	-	-
3528	511	10551150	52	5265	1323	OFFICE COMPUTER EQUIPMENT	100	-	-	-	-
3529	511	10551150	52	5265	1324	OFFICE COMPUTER EQUIPMENT	940	-	-	-	-
3530	511	10551150	52	5265	1327	OFFICE COMPUTER EQUIPMENT	1,161	-	-	-	-
3531	511	10551150	52	5265	13272	OFFICE COMPUTER EQUIPMENT	2,151	-	-	-	-
3532	511	10551150	52	5265	1329	OFFICE COMPUTER EQUIPMENT	391	-	-	-	-
3533	511	10551150	52	5265	1330	OFFICE COMPUTER EQUIPMENT	-	-	-	-	-
3534	511	10551150	52	5265	1334	OFFICE COMPUTER EQUIPMENT	199	-	-	-	-
3535	511	10551150	52	5265	13341	OFFICE COMPUTER EQUIPMENT	1,412	-	-	-	-
3536	511	10551150	52	5265	1335	OFFICE COMPUTER EQUIPMENT	201	-	-	-	-
3537	511	10551150	52	5265	1336	OFFICE COMPUTER EQUIPMENT	2	-	-	-	-
3538	511	10551150	52	5290	1320	TOOLS AND SUPPLIES	32	47	47	47	47
3539	511	10551150	52	5290	1321	TOOLS AND SUPPLIES	19	54	54	54	54
3540	511	10551150	52	5290	1323	TOOLS AND SUPPLIES	-	-	-	16	16
3541	511	10551150	52	5290	1324	TOOLS AND SUPPLIES	28	54	54	144	144
3542	511	10551150	52	5290	1327	TOOLS AND SUPPLIES	117	19	19	20	20
3543	511	10551150	52	5290	1328	TOOLS AND SUPPLIES	-	-	-	-	-
3544	511	10551150	52	5290	1329	TOOLS AND SUPPLIES	-	-	-	-	-
3545	511	10551150	52	5290	1330	TOOLS AND SUPPLIES	-	-	-	-	-
3546	511	10551150	52	5290	1333	TOOLS AND SUPPLIES	-	-	-	-	-
3547	511	10551150	52	5290	1334	TOOLS AND SUPPLIES	89	294	294	294	294
3548	511	10551150	52	5290	1335	TOOLS AND SUPPLIES	-	-	-	-	-
3549	511	10551150	52	5290	1336	TOOLS AND SUPPLIES	-	-	-	-	-
3550	511	10551150	52	5290	1337	TOOLS AND SUPPLIES	93	(1)	(1)	25	25
3551	511	10551150	52	5311	1320	TRAVEL	1,457	608	608	1,308	1,308
3552	511	10551150	52	5311	1321	TRAVEL	1,433	533	533	1,433	1,433
3553	511	10551150	52	5311	1322	TRAVEL	-	-	-	-	-
3554	511	10551150	52	5311	1323	TRAVEL	180	-	-	200	200
3555	511	10551150	52	5311	1324	TRAVEL	731	177	177	944	944
3556	511	10551150	52	5311	1327	TRAVEL	694	336	336	1,014	1,014
3557	511	10551150	52	5311	13271	TRAVEL	625	850	850	650	650
3558	511	10551150	52	5311	13272	TRAVEL	1,307	1,248	1,248	1,298	1,298
3559	511	10551150	52	5311	1328	TRAVEL	-	-	-	-	-
3560	511	10551150	52	5311	1329	TRAVEL	204	250	250	250	250
3561	511	10551150	52	5311	1330	TRAVEL	-	-	-	-	-
3562	511	10551150	52	5311	1332	TRAVEL	-	-	-	-	-
3563	511	10551150	52	5311	1334	TRAVEL	271	200	200	200	200
3564	511	10551150	52	5311	13341	TRAVEL	661	380	380	380	380
3565	511	10551150	52	5311	1335	TRAVEL	1,247	-	-	-	-
3566	511	10551150	52	5311	1336	TRAVEL	215	-	-	-	-
3567	511	10551150	52	5311	1337	TRAVEL	879	700	700	1,000	1,000
3568	511	10551150	52	5312	1320	TRAVEL SUBSISTENCE	2,370	1,214	1,214	1,814	1,814
3569	511	10551150	52	5312	1321	TRAVEL SUBSISTENCE	708	202	202	662	662
3570	511	10551150	52	5312	1322	TRAVEL SUBSISTENCE	-	-	-	-	-
3571	511	10551150	52	5312	1323	TRAVEL SUBSISTENCE	531	369	369	500	500
3572	511	10551150	52	5312	1324	TRAVEL SUBSISTENCE	980	740	740	940	940
3573	511	10551150	52	5312	1327	TRAVEL SUBSISTENCE	2,393	1,172	1,172	2,217	2,217
3574	511	10551150	52	5312	13271	TRAVEL SUBSISTENCE	-	-	-	-	-
3575	511	10551150	52	5312	13272	TRAVEL SUBSISTENCE	590	598	598	757	757
3576	511	10551150	52	5312	1328	TRAVEL SUBSISTENCE	-	-	-	-	-
3577	511	10551150	52	5312	1329	TRAVEL SUBSISTENCE	322	50	50	200	200
3578	511	10551150	52	5312	1330	TRAVEL SUBSISTENCE	-	-	-	-	-
3579	511	10551150	52	5312	1332	TRAVEL SUBSISTENCE	-	-	-	-	-
3580	511	10551150	52	5312	1334	TRAVEL SUBSISTENCE	715	400	400	400	400
3581	511	10551150	52	5312	1335	TRAVEL SUBSISTENCE	309	-	-	-	-
3582	511	10551150	52	5312	1336	TRAVEL SUBSISTENCE	98	102	102	102	102
3583	511	10551150	52	5312	1337	TRAVEL SUBSISTENCE	1,184	1,000	1,000	1,000	1,000
3584	511	10551150	52	5321	1320	TELEPHONE AND COMMUNICATIONS	4,407	1,600	1,600	2,032	2,032
3585	511	10551150	52	5321	13201	TELEPHONE AND COMMUNICATIONS	-	-	-	-	-
3586	511	10551150	52	5321	1321	TELEPHONE AND COMMUNICATIONS	840	351	351	357	357
3587	511	10551150	52	5321	1323	TELEPHONE AND COMMUNICATIONS	1,070	410	410	410	410
3588	511	10551150	52	5321	1324	TELEPHONE AND COMMUNICATIONS	2,069	1,300	1,300	1,400	1,400

Union County, NC - FY2010 Budget Worksheet							May 15th, 2009				
Line	Dept	Dept	Rev	Obj.	Proj.	Account	FY2008 Actual	FY2009		FY2010	
No.	Code	Org. #	Exp	Code	Code	Description		Budget Before Cuts	Yr End Estimate	Depart. Request	Manager Recomm.
3589	511	10551150	52	5321	1327	TELEPHONE AND COMMUNICATIONS	2,467	1,600	1,600	2,160	2,160
3590	511	10551150	52	5321	13271	TELEPHONE AND COMMUNICATIONS	-	-	-	-	-
3591	511	10551150	52	5321	13272	TELEPHONE AND COMMUNICATIONS	-	-	-	-	-
3592	511	10551150	52	5321	1328	TELEPHONE AND COMMUNICATIONS	-	-	-	-	-
3593	511	10551150	52	5321	1329	TELEPHONE AND COMMUNICATIONS	1,450	1,030	1,030	1,030	1,030
3594	511	10551150	52	5321	1330	TELEPHONE AND COMMUNICATIONS	162	87	87	87	87
3595	511	10551150	52	5321	1334	TELEPHONE AND COMMUNICATIONS	243	200	200	200	200
3596	511	10551150	52	5321	13341	TELEPHONE AND COMMUNICATIONS	-	-	-	-	-
3597	511	10551150	52	5321	1335	TELEPHONE AND COMMUNICATIONS	401	-	-	-	-
3598	511	10551150	52	5321	1336	TELEPHONE AND COMMUNICATIONS	404	156	156	156	156
3599	511	10551150	52	5321	1337	TELEPHONE AND COMMUNICATIONS	-	-	-	-	-
3600	511	10551150	52	5325	1320	POSTAGE	1,330	1,272	1,272	1,272	1,272
3601	511	10551150	52	5325	1321	POSTAGE	576	558	558	558	558
3602	511	10551150	52	5325	1323	POSTAGE	300	325	325	325	325
3603	511	10551150	52	5325	1324	POSTAGE	3,498	-	-	3,666	-
3604	511	10551150	52	5325	1327	POSTAGE	3,107	2,936	2,936	2,936	2,936
3605	511	10551150	52	5325	13271	POSTAGE	487	521	521	521	521
3606	511	10551150	52	5325	13272	POSTAGE	1,314	1,368	1,368	1,780	1,780
3607	511	10551150	52	5325	1328	POSTAGE	-	-	-	-	-
3608	511	10551150	52	5325	1329	POSTAGE	332	451	451	451	451
3609	511	10551150	52	5325	1330	POSTAGE	-	-	-	-	-
3610	511	10551150	52	5325	1334	POSTAGE	389	350	350	350	350
3611	511	10551150	52	5325	13341	POSTAGE	-	-	-	-	-
3612	511	10551150	52	5325	1335	POSTAGE	0	-	-	-	-
3613	511	10551150	52	5325	1336	POSTAGE	34	2	2	10	10
3614	511	10551150	52	5325	1337	POSTAGE	-	10	10	20	20
3615	511	10551150	52	5351	1324	MAINT & REPAIRS-BUILDINGS	-	-	-	-	-
3616	511	10551150	52	5351	1327	MAINT & REPAIRS-BUILDINGS	-	-	-	-	-
3617	511	10551150	52	5351	1334	MAINT & REPAIRS-BUILDINGS	-	-	-	-	-
3618	511	10551150	52	5352	1320	MAINT & REPAIRS-EQUIPMENT	1,102	270	270	820	-
3619	511	10551150	52	5352	1321	MAINT & REPAIRS-EQUIPMENT	528	512	512	512	512
3620	511	10551150	52	5352	1323	MAINT & REPAIRS-EQUIPMENT	78	25	25	25	25
3621	511	10551150	52	5352	1324	MAINT & REPAIRS-EQUIPMENT	534	547	547	547	547
3622	511	10551150	52	5352	1327	MAINT & REPAIRS-EQUIPMENT	1,400	490	490	1,251	1,251
3623	511	10551150	52	5352	1328	MAINT & REPAIRS-EQUIPMENT	-	-	-	-	-
3624	511	10551150	52	5352	1329	MAINT & REPAIRS-EQUIPMENT	349	70	70	358	358
3625	511	10551150	52	5352	1330	MAINT & REPAIRS-EQUIPMENT	-	-	-	-	-
3626	511	10551150	52	5352	1334	MAINT & REPAIRS-EQUIPMENT	2,949	3,000	3,000	3,000	3,000
3627	511	10551150	52	5352	1335	MAINT & REPAIRS-EQUIPMENT	-	-	-	-	-
3628	511	10551150	52	5352	1336	MAINT & REPAIRS-EQUIPMENT	-	-	-	-	-
3629	511	10551150	52	5352	1337	MAINT & REPAIRS-EQUIPMENT	-	-	-	-	-
3630	511	10551150	52	5353	1320	MAINT & REPAIRS-FUEL GAS	-	29	29	-	-
3631	511	10551150	52	5353	1323	MAINT & REPAIRS-FUEL GAS	4	-	-	-	-
3632	511	10551150	52	5353	1324	MAINT & REPAIRS-FUEL GAS	18	27	27	27	27
3633	511	10551150	52	5353	1327	MAINT & REPAIRS-FUEL GAS	847	797	797	785	785
3634	511	10551150	52	5353	1329	MAINT & REPAIRS-FUEL GAS	2,197	1,617	1,617	1,893	1,893
3635	511	10551150	52	5353	1336	MAINT & REPAIRS-FUEL GAS	4	-	-	-	-
3636	511	10551150	52	5353	1337	MAINT & REPAIRS-FUEL GAS	-	-	-	-	-
3637	511	10551150	52	5354	1320	MAINT AGREEMNTS-COMP.SOFTWARE	2,150	2,560	2,560	2,712	2,712
3638	511	10551150	52	5354	1321	MAINT AGREEMNTS-COMP.SOFTWARE	978	1,000	1,000	1,000	1,000
3639	511	10551150	52	5354	1323	MAINT AGREEMNTS-COMP.SOFTWARE	273	280	280	280	280
3640	511	10551150	52	5354	1324	MAINT AGREEMNTS-COMP.SOFTWARE	2,890	2,128	2,128	2,245	2,245
3641	511	10551150	52	5354	1327	MAINT AGREEMNTS-COMP.SOFTWARE	3,333	3,372	3,372	3,582	3,582
3642	511	10551150	52	5354	13272	MAINT AGREEMNTS-COMP.SOFTWARE	-	-	-	-	-
3643	511	10551150	52	5354	1328	MAINT AGREEMNTS-COMP.SOFTWARE	-	-	-	-	-
3644	511	10551150	52	5354	1329	MAINT AGREEMNTS-COMP.SOFTWARE	1,276	1,276	1,276	1,276	1,276
3645	511	10551150	52	5354	1330	MAINT AGREEMNTS-COMP.SOFTWARE	-	-	-	-	-
3646	511	10551150	52	5354	1334	MAINT AGREEMNTS-COMP.SOFTWARE	1,369	2,404	2,404	2,500	2,500
3647	511	10551150	52	5354	1335	MAINT AGREEMNTS-COMP.SOFTWARE	-	-	-	-	-
3648	511	10551150	52	5354	1336	MAINT AGREEMNTS-COMP.SOFTWARE	89	92	92	92	92
3649	511	10551150	52	5354	1337	MAINT AGREEMNTS-COMP.SOFTWARE	4,800	5,600	5,600	5,600	5,600
3650	511	10551150	52	5357	1320	IDC-PROP MGNT OPER CHARGES	15,099	17,385	17,385	16,703	16,703
3651	511	10551150	52	5357	1321	IDC-PROP MGNT OPER CHARGES	6,510	7,496	7,496	7,202	7,202
3652	511	10551150	52	5357	1323	IDC-PROP MGNT OPER CHARGES	1,939	2,233	2,233	2,145	2,145
3653	511	10551150	52	5357	1324	IDC-PROP MGNT OPER CHARGES	19,947	22,967	22,967	22,067	22,067
3654	511	10551150	52	5357	1327	IDC-PROP MGNT OPER CHARGES	24,795	28,550	28,550	27,430	27,430
3655	511	10551150	52	5357	13271	IDC-PROP MGNT OPER CHARGES	-	-	-	-	-
3656	511	10551150	52	5357	1329	IDC-PROP MGNT OPER CHARGES	9,004	10,367	10,367	9,961	9,961
3657	511	10551150	52	5357	1330	IDC-PROP MGNT OPER CHARGES	277	319	319	306	306
3658	511	10551150	52	5357	1334	IDC-PROP MGNT OPER CHARGES	4,571	5,263	5,263	5,057	5,057
3659	511	10551150	52	5357	1335	IDC-PROP MGNT OPER CHARGES	-	-	-	-	-
3660	511	10551150	52	5357	1336	IDC-PROP MGNT OPER CHARGES	693	797	797	766	766
3661	511	10551150	52	5357	1337	IDC-PROP MGNT OPER CHARGES	-	-	-	-	-
3662	511	10551150	52	5358	1320	M&R-VEHICLE-ROUTINE INTERDEPT	-	-	-	-	-
3663	511	10551150	52	5358	1327	MAINT & REPAIRS-VEH INTERDEPT	1,069	273	273	1,273	1,273
3664	511	10551150	52	5358	1329	MAINT & REPAIRS-VEH INTERDEPT	1,161	1,102	1,102	1,383	1,383
3665	511	10551150	52	5358	1337	M&R-VEHICLE-ROUTINE INTERDEPT	-	-	-	-	-
3666	511	10551150	52	5360	1327	M&R-VEHICLE-NONPREVENTABLES	-	-	-	-	-

Union County, NC - FY2010 Budget Worksheet							May 15th, 2009				
Line No.	Dept Code	Dept Org. #	Rev Exp	Obj Code	Proj. Code	Account Description	FY2008 Actual	FY2009		FY2010	
								Budget Before Cuts	Yr End Estimate	Dept. Request	Manager Recomm.
3667	511	10551150	52	5360	1329	M&R-VEHICLE-NONPREVENTABLES	495	703	703	-	-
3668	511	10551150	52	5370	1320	ADVERTISING/EMPL.RECONGNITION	-	-	-	-	-
3669	511	10551150	52	5370	1321	ADVERTISING/EMPL.RECONGNITION	-	-	-	-	-
3670	511	10551150	52	5370	1323	ADVERTISING/EMPL.RECONGNITION	-	-	-	-	-
3671	511	10551150	52	5370	1324	ADVERTISING/EMPL.RECONGNITION	367	376	376	376	376
3672	511	10551150	52	5370	1327	ADVERTISING/EMPL.RECONGNITION	60	499	499	499	499
3673	511	10551150	52	5370	13271	ADVERTISING/EMPL.RECONGNITION	-	-	-	-	-
3674	511	10551150	52	5370	13272	ADVERTISING/EMPL.RECONGNITION	795	425	425	875	875
3675	511	10551150	52	5370	1329	ADVERTISING/EMPL.RECONGNITION	-	-	-	-	-
3676	511	10551150	52	5370	1330	ADVERTISING/EMPL.RECONGNITION	-	-	-	-	-
3677	511	10551150	52	5370	1333	ADVERTISING/EMPL.RECONGNITION	-	-	-	-	-
3678	511	10551150	52	5370	1334	ADVERTISING/EMPL.RECONGNITION	1,517	700	700	700	700
3679	511	10551150	52	5370	13341	ADVERTISING/EMPL.RECONGNITION	-	120	120	120	120
3680	511	10551150	52	5370	1335	ADVERTISING/EMPL.RECONGNITION	-	-	-	-	-
3681	511	10551150	52	5370	1336	ADVERTISING/EMPL.RECONGNITION	-	-	-	-	-
3682	511	10551150	52	5370	1337	ADVERTISING/EMPL.RECONGNITION	-	-	-	-	-
3683	511	10551150	52	5381	1320	PROFESSIONAL SERVICES	13,460	3,723	3,723	2,723	2,723
3684	511	10551150	52	5381	1321	PROFESSIONAL SERVICES	4,625	5,015	5,015	2,189	2,189
3685	511	10551150	52	5381	1323	PROFESSIONAL SERVICES	1,501	-	-	1,000	1,000
3686	511	10551150	52	5381	1324	PROFESSIONAL SERVICES	8,068	17,042	17,042	3,706	3,706
3687	511	10551150	52	5381	1327	PROFESSIONAL SERVICES	16,779	16,314	16,314	15,640	15,640
3688	511	10551150	52	5381	13271	PROFESSIONAL SERVICES	-	-	-	-	-
3689	511	10551150	52	5381	13272	PROFESSIONAL SERVICES	325	300	300	300	300
3690	511	10551150	52	5381	1328	PROFESSIONAL SERVICES	-	-	-	-	-
3691	511	10551150	52	5381	1329	PROFESSIONAL SERVICES	5,324	3,063	3,063	1,473	1,473
3692	511	10551150	52	5381	1330	PROFESSIONAL SERVICES	105	100	100	105	105
3693	511	10551150	52	5381	1332	PROFESSIONAL SERVICES	-	-	-	-	-
3694	511	10551150	52	5381	1334	PROFESSIONAL SERVICES	33,224	30,750	30,750	30,750	30,750
3695	511	10551150	52	5381	13341	PROFESSIONAL SERVICES	16,548	20,871	20,871	20,871	20,871
3696	511	10551150	52	5381	1335	PROFESSIONAL SERVICES	784	-	-	-	-
3697	511	10551150	52	5381	1336	PROFESSIONAL SERVICES	500	5	5	5	5
3698	511	10551150	52	5381	1337	PROFESSIONAL SERVICES	30,960	33,184	33,184	26,237	26,237
3699	511	10551150	52	5382	1324	LEGAL SERVICES	-	-	-	-	-
3700	511	10551150	52	5383	1320	MEDICAL SERVICES	20,601	21,558	21,558	15,500	15,500
3701	511	10551150	52	5383	13203	MEDICAL SERVICES	-	-	-	-	-
3702	511	10551150	52	5383	1321	MEDICAL SERVICES	3,495	1,378	1,378	1,378	1,378
3703	511	10551150	52	5383	1323	MEDICAL SERVICES	7,000	11,298	11,298	8,824	8,824
3704	511	10551150	52	5383	1324	MEDICAL SERVICES	32,000	27,678	27,678	29,678	29,678
3705	511	10551150	52	5383	1325	MEDICAL SERVICES	12,175	-	-	3,400	3,400
3706	511	10551150	52	5383	1326	MEDICAL SERVICES	-	-	-	-	-
3707	511	10551150	52	5383	1327	MEDICAL SERVICES	8,745	12,000	12,000	12,000	12,000
3708	511	10551150	52	5383	1328	MEDICAL SERVICES	-	-	-	-	-
3709	511	10551150	52	5383	1330	MEDICAL SERVICES	-	-	-	-	-
3710	511	10551150	52	5383	1332	MEDICAL SERVICES	-	-	-	-	-
3711	511	10551150	52	5383	1334	MEDICAL SERVICES	8,487	90,000	90,000	80,000	80,000
3712	511	10551150	52	5383	13341	MEDICAL SERVICES	4,454	1,302	1,302	1,300	1,300
3713	511	10551150	52	5383	1335	MEDICAL SERVICES	-	-	-	-	-
3714	511	10551150	52	5383	1336	MEDICAL SERVICES	2,400	1,236	1,236	1,166	1,166
3715	511	10551150	52	5383	1337	MEDICAL SERVICES	-	-	-	-	-
3716	511	10551150	52	5389	1320	OTHER PROF SRVS	1,693	1,736	1,736	1,814	1,814
3717	511	10551150	52	5389	1321	OTHER PROF SRVS	730	748	748	782	782
3718	511	10551150	52	5389	1323	OTHER PROF SRVS	217	223	223	233	233
3719	511	10551150	52	5389	1324	OTHER PROF SRVS	2,236	2,293	2,293	2,396	2,396
3720	511	10551150	52	5389	1327	OTHER PROF SRVS	2,780	2,850	2,850	2,978	2,978
3721	511	10551150	52	5389	13271	OTHER PROF SRVS	-	-	-	-	-
3722	511	10551150	52	5389	1329	OTHER PROF SRVS	1,009	1,035	1,035	1,081	1,081
3723	511	10551150	52	5389	1330	OTHER PROF SRVS	31	32	32	33	33
3724	511	10551150	52	5389	1334	OTHER PROF SRVS	512	525	525	549	549
3725	511	10551150	52	5389	1335	OTHER PROF SRVS	-	-	-	-	-
3726	511	10551150	52	5389	1336	OTHER PROF SRVS	78	80	80	83	83
3727	511	10551150	52	5389	1337	OTHER PROF SRVS	-	-	-	-	-
3728	511	10551150	52	5392	1320	LAUNDRY AND DRY CLEANING	499	500	500	500	500
3729	511	10551150	52	5392	1324	LAUNDRY AND DRY CLEANING	-	-	-	-	-
3730	511	10551150	52	5392	1334	LAUNDRY AND DRY CLEANING	-	-	-	-	-
3731	511	10551150	52	5393	1320	TEMPORARY HELP SERVICES	3,167	1,110	1,110	-	-
3732	511	10551150	52	5393	1321	TEMPORARY HELP SERVICES	3,900	888	888	891	891
3733	511	10551150	52	5393	1322	TEMPORARY HELP SERVICES	-	-	-	-	-
3734	511	10551150	52	5393	1323	TEMPORARY HELP SERVICES	571	-	-	-	-
3735	511	10551150	52	5393	1324	TEMPORARY HELP SERVICES	5,100	1,766	1,766	1,766	1,766
3736	511	10551150	52	5393	1327	TEMPORARY HELP SERVICES	6,500	545	545	545	545
3737	511	10551150	52	5393	1329	TEMPORARY HELP SERVICES	2,500	-	-	-	-
3738	511	10551150	52	5393	1331	TEMPORARY HELP SERVICES	-	-	-	-	-
3739	511	10551150	52	5393	1334	TEMPORARY HELP SERVICES	-	-	-	-	-
3740	511	10551150	52	5393	1335	TEMPORARY HELP SERVICES	-	-	-	-	-
3741	511	10551150	52	5393	1336	TEMPORARY HELP SERVICES	1,300	-	-	-	-
3742	511	10551150	52	5393	1337	TEMPORARY HELP SERVICES	-	-	-	-	-
3743	511	10551150	52	5395	1320	EDUCATION EXPENSES	1,545	600	600	1,500	1,500
3744	511	10551150	52	5395	1321	EDUCATION EXPENSES	200	(1)	(1)	230	230

Union County, NC - FY2010 Budget Worksheet							May 15th, 2009				
Line No.	Dept Code	Dept Org. #	Rev Exp	Obj Code	Proj. Code	Account Description	FY2008	FY2009		FY2010	
							Actual	Budget Before Cuts	Yr End Estimate	Dept. Request	Manager Recomm.
3745	511	10551150	52	5395	1323	EDUCATION EXPENSES	271	(2)	(2)	240	240
3746	511	10551150	52	5395	1324	EDUCATION EXPENSES	930	196	196	703	703
3747	511	10551150	52	5395	1327	EDUCATION EXPENSES	2,318	1,604	1,604	2,254	2,254
3748	511	10551150	52	5395	13271	EDUCATION EXPENSES	-	-	-	-	-
3749	511	10551150	52	5395	13272	EDUCATION EXPENSES	300	320	320	500	500
3750	511	10551150	52	5395	1328	EDUCATION EXPENSES	-	-	-	-	-
3751	511	10551150	52	5395	1329	EDUCATION EXPENSES	440	100	100	150	150
3752	511	10551150	52	5395	1330	EDUCATION EXPENSES	100	-	-	-	-
3753	511	10551150	52	5395	1333	EDUCATION EXPENSES	-	-	-	-	-
3754	511	10551150	52	5395	1334	EDUCATION EXPENSES	3,689	2,000	2,000	2,000	2,000
3755	511	10551150	52	5395	13341	EDUCATION EXPENSES	220	200	200	200	200
3756	511	10551150	52	5395	1335	EDUCATION EXPENSES	170	-	-	-	-
3757	511	10551150	52	5395	1336	EDUCATION EXPENSES	156	-	-	-	-
3758	511	10551150	52	5395	1337	EDUCATION EXPENSES	75	200	200	200	200
3759	511	10551150	52	5397	1320	PUBLIC ASSISTANCE INCENTIVES	-	-	-	-	-
3760	511	10551150	52	5397	1321	PUBLIC ASSISTANCE INCENTIVES	543	283	283	283	283
3761	511	10551150	52	5397	1323	PUBLIC ASSISTANCE INCENTIVES	10	152	152	152	152
3762	511	10551150	52	5397	1324	PUBLIC ASSISTANCE INCENTIVES	563	510	510	300	300
3763	511	10551150	52	5397	1327	PUBLIC ASSISTANCE INCENTIVES	813	627	627	629	629
3764	511	10551150	52	5397	13271	PUBLIC ASSISTANCE INCENTIVES	200	(3)	(3)	200	200
3765	511	10551150	52	5397	13272	PUBLIC ASSISTANCE INCENTIVES	413	655	655	1,640	1,640
3766	511	10551150	52	5397	1329	PUBLIC ASSISTANCE INCENTIVES	439	610	610	500	500
3767	511	10551150	52	5397	1334	PUBLIC ASSISTANCE INCENTIVES	1,841	1,800	1,800	1,500	1,500
3768	511	10551150	52	5397	13341	PUBLIC ASSISTANCE INCENTIVES	405	500	500	500	500
3769	511	10551150	52	5397	1335	PUBLIC ASSISTANCE INCENTIVES	1,558	-	-	-	-
3770	511	10551150	52	5398	1323	TRANSPORTATION	-	-	-	-	-
3771	511	10551150	52	5398	1324	TRANSPORTATION	-	-	-	-	-
3772	511	10551150	52	5398	1327	TRANSPORTATION	-	-	-	-	-
3773	511	10551150	52	5398	1328	TRANSPORTATION	-	-	-	-	-
3774	511	10551150	52	5398	1329	TRANSPORTATION	21	21	21	-	-
3775	511	10551150	52	5398	1330	TRANSPORTATION	-	-	-	-	-
3776	511	10551150	52	5398	1335	TRANSPORTATION	-	-	-	-	-
3777	511	10551150	52	5398	1336	TRANSPORTATION	-	-	-	-	-
3778	511	10551150	52	5399	13341	PUBLIC ASSISTANCE	39,181	68,552	68,552	42,801	42,801
3779	511	10551150	52	5410	1320	RENTAL OF REAL PROPERTY	12,390	13,084	13,084	13,188	13,188
3780	511	10551150	52	5410	1321	RENTAL OF REAL PROPERTY	5,342	5,642	5,642	5,687	5,687
3781	511	10551150	52	5410	1323	RENTAL OF REAL PROPERTY	1,591	1,681	1,681	1,694	1,694
3782	511	10551150	52	5410	1324	RENTAL OF REAL PROPERTY	16,368	17,285	17,285	17,422	17,422
3783	511	10551150	52	5410	1327	RENTAL OF REAL PROPERTY	20,346	21,486	21,486	21,657	21,657
3784	511	10551150	52	5410	1329	RENTAL OF REAL PROPERTY	7,388	7,802	7,802	7,864	7,864
3785	511	10551150	52	5410	1330	RENTAL OF REAL PROPERTY	227	241	241	342	242
3786	511	10551150	52	5410	1334	RENTAL OF REAL PROPERTY	2,273	3,962	3,962	3,993	3,993
3787	511	10551150	52	5410	1335	RENTAL OF REAL PROPERTY	1,478	-	-	-	-
3788	511	10551150	52	5410	1336	RENTAL OF REAL PROPERTY	568	601	601	605	605
3789	511	10551150	52	5410	1337	RENTAL OF REAL PROPERTY	-	-	-	-	-
3790	511	10551150	52	5430	1320	RENTAL OF EQUIPMENT	195	-	-	201	201
3791	511	10551150	52	5430	1321	RENTAL OF EQUIPMENT	84	-	-	86	86
3792	511	10551150	52	5430	1323	RENTAL OF EQUIPMENT	25	-	-	-	-
3793	511	10551150	52	5430	1324	RENTAL OF EQUIPMENT	258	-	-	-	-
3794	511	10551150	52	5430	1327	RENTAL OF EQUIPMENT	320	-	-	320	320
3795	511	10551150	52	5430	1328	RENTAL OF EQUIPMENT	-	-	-	-	-
3796	511	10551150	52	5430	1329	RENTAL OF EQUIPMENT	116	-	-	-	-
3797	511	10551150	52	5430	1330	RENTAL OF EQUIPMENT	4	-	-	-	-
3798	511	10551150	52	5430	1334	RENTAL OF EQUIPMENT	36	60	60	60	60
3799	511	10551150	52	5430	1335	RENTAL OF EQUIPMENT	23	-	-	-	-
3800	511	10551150	52	5430	1336	RENTAL OF EQUIPMENT	9	-	-	-	-
3801	511	10551150	52	5430	1337	RENTAL OF EQUIPMENT	-	-	-	-	-
3802	511	10551150	52	5450	1320	INSURANCE AND BONDING	2,349	3,930	3,930	3,930	3,930
3803	511	10551150	52	5450	13201	INSURANCE AND BONDING	-	-	-	-	-
3804	511	10551150	52	5450	13202	INSURANCE AND BONDING	-	-	-	-	-
3805	511	10551150	52	5450	13203	INSURANCE AND BONDING	-	-	-	-	-
3806	511	10551150	52	5450	1321	INSURANCE AND BONDING	962	1,679	1,679	1,679	1,679
3807	511	10551150	52	5450	13211	INSURANCE AND BONDING	-	-	-	-	-
3808	511	10551150	52	5450	13212	INSURANCE AND BONDING	-	-	-	-	-
3809	511	10551150	52	5450	1323	INSURANCE AND BONDING	353	573	573	573	573
3810	511	10551150	52	5450	1324	INSURANCE AND BONDING	11,725	5,944	5,944	5,944	5,944
3811	511	10551150	52	5450	1327	INSURANCE AND BONDING	13,299	7,919	7,919	7,919	7,919
3812	511	10551150	52	5450	13271	INSURANCE AND BONDING	-	-	-	-	-
3813	511	10551150	52	5450	13272	INSURANCE AND BONDING	-	-	-	-	-
3814	511	10551150	52	5450	1328	INSURANCE AND BONDING	-	-	-	-	-
3815	511	10551150	52	5450	1329	INSURANCE AND BONDING	2,805	3,716	3,716	3,716	3,716
3816	511	10551150	52	5450	1330	INSURANCE AND BONDING	34	30	30	30	30
3817	511	10551150	52	5450	1332	INSURANCE AND BONDING	-	-	-	-	-
3818	511	10551150	52	5450	1334	INSURANCE AND BONDING	1,398	1,113	1,113	1,113	1,113
3819	511	10551150	52	5450	13341	INSURANCE AND BONDING	-	181	181	181	181
3820	511	10551150	52	5450	1335	INSURANCE AND BONDING	244	-	-	-	-
3821	511	10551150	52	5450	1336	INSURANCE AND BONDING	132	223	223	223	223
3822	511	10551150	52	5450	1337	INSURANCE AND BONDING	-	-	-	-	-

Union County, NC - FY2010 Budget Worksheet							May 15th, 2009				
Line No.	Dept Code	Dept Org. #	Rev Exp	Obj Code	Proj. Code	Account Description	FY2008 Actual	FY2009		FY2010	
								Budget Before Cuts	Yr End Estimate	Depart. Request	Manager Recomm.
3823	511	10551150	52	5491	1320	DUES AND MEMBERSHIPS	311	388	388	388	388
3824	511	10551150	52	5491	1321	DUES AND MEMBERSHIPS	87	89	89	89	89
3825	511	10551150	52	5491	1323	DUES AND MEMBERSHIPS	3	39	39	39	39
3826	511	10551150	52	5491	1324	DUES AND MEMBERSHIPS	156	402	402	402	402
3827	511	10551150	52	5491	1327	DUES AND MEMBERSHIPS	306	408	408	408	408
3828	511	10551150	52	5491	1329	DUES AND MEMBERSHIPS	-	-	-	-	-
3829	511	10551150	52	5491	1330	DUES AND MEMBERSHIPS	-	-	-	-	-
3830	511	10551150	52	5491	1334	DUES AND MEMBERSHIPS	-	-	-	-	-
3831	511	10551150	52	5491	1335	DUES AND MEMBERSHIPS	-	-	-	-	-
3832	511	10551150	52	5491	1336	DUES AND MEMBERSHIPS	2	-	-	-	-
3833	511	10551150	52	5491	1337	DUES AND MEMBERSHIPS	95	200	200	200	200
3834	511	10551151	52	5211	1350	CLEANING & JANITORIAL SUPPLIES	-	-	-	-	-
3835	511	10551151	52	5212	1350	WEARING APPAREL	-	-	-	-	-
3836	511	10551151	52	5212	1354	WEARING APPAREL	-	-	-	-	-
3837	511	10551151	52	5220	1350	FOOD AND PROVISIONS	1,246	1,131	1,131	1,131	1,131
3838	511	10551151	52	5220	13502	FOOD AND PROVISIONS	28	33	33	-	-
3839	511	10551151	52	5220	13503	FOOD AND PROVISIONS	23	-	-	-	-
3840	511	10551151	52	5220	13504	FOOD AND PROVISIONS	-	1,922	1,922	1,922	1,922
3841	511	10551151	52	5220	13505	FOOD AND PROVISIONS	-	-	-	-	-
3842	511	10551151	52	5220	1351	FOOD AND PROVISIONS	-	-	-	-	-
3843	511	10551151	52	5220	1352	FOOD AND PROVISIONS	1,703	1,750	1,750	1,500	1,500
3844	511	10551151	52	5220	1353	FOOD AND PROVISIONS	7	24	24	5,000	5,000
3845	511	10551151	52	5220	1354	FOOD AND PROVISIONS	-	-	-	-	-
3846	511	10551151	52	5232	1350	AUDIO VISUAL SUPPLIES	151	-	-	-	-
3847	511	10551151	52	5232	13502	AUDIO VISUAL SUPPLIES	-	-	-	-	-
3848	511	10551151	52	5232	13503	AUDIO VISUAL SUPPLIES	-	-	-	-	-
3849	511	10551151	52	5232	13504	AUDIO VISUAL SUPPLIES	-	3,282	3,282	1,282	1,282
3850	511	10551151	52	5232	1351	AUDIO VISUAL SUPPLIES	-	-	-	-	-
3851	511	10551151	52	5232	1353	AUDIO VISUAL SUPPLIES	-	-	-	-	-
3852	511	10551151	52	5232	1354	AUDIO VISUAL SUPPLIES	-	-	-	-	-
3853	511	10551151	52	5232	13541	AUDIO VISUAL SUPPLIES	60	-	-	-	-
3854	511	10551151	52	5233	1350	PERIODICALS BOOKS & OTHER PUB	1,351	-	-	-	-
3855	511	10551151	52	5233	13502	PERIODICALS BOOKS & OTHER PUB	93	(1)	(1)	-	-
3856	511	10551151	52	5233	13504	PERIODICALS BOOKS & OTHER PUB	39	521	521	521	521
3857	511	10551151	52	5233	1351	PERIODICALS BOOKS & OTHER PUB	-	-	-	-	-
3858	511	10551151	52	5233	1352	PERIODICALS BOOKS & OTHER PUB	-	-	-	-	-
3859	511	10551151	52	5233	1353	PERIODICALS BOOKS & OTHER PUB	-	-	-	-	-
3860	511	10551151	52	5233	1354	PERIODICALS BOOKS & OTHER PUB	-	-	-	-	-
3861	511	10551151	52	5233	13541	PERIODICALS BOOKS & OTHER PUB	1,388	-	-	-	-
3862	511	10551151	52	5235	13501	AGRICULT ANIMAL SUPP AND EQUIP	-	-	-	-	-
3863	511	10551151	52	5239	1350	MEDICAL SUPPLIES AND EQUIPMENT	45	-	-	-	-
3864	511	10551151	52	5239	13501	MEDICAL SUPPLIES AND EQUIPMENT	-	-	-	-	-
3865	511	10551151	52	5239	13504	MEDICAL SUPPLIES AND EQUIPMENT	-	5,000	5,000	-	-
3866	511	10551151	52	5239	1351	MEDICAL SUPPLIES AND EQUIPMENT	-	-	-	-	-
3867	511	10551151	52	5239	1353	MEDICAL SUPPLIES AND EQUIPMENT	-	-	-	-	-
3868	511	10551151	52	5239	13541	MEDICAL SUPPLIES AND EQUIPMENT	-	-	-	-	-
3869	511	10551151	52	5260	1350	PRINTING AND OFFICE SUPPLIES	2,703	1,882	1,882	2,882	2,882
3870	511	10551151	52	5260	13501	PRINTING AND OFFICE SUPPLIES	-	-	-	-	-
3871	511	10551151	52	5260	13502	PRINTING AND OFFICE SUPPLIES	1,932	(5)	(5)	-	-
3872	511	10551151	52	5260	13503	PRINTING AND OFFICE SUPPLIES	138	-	-	-	-
3873	511	10551151	52	5260	13504	PRINTING AND OFFICE SUPPLIES	8,226	7,829	7,829	5,829	5,829
3874	511	10551151	52	5260	1351	PRINTING AND OFFICE SUPPLIES	-	-	-	-	-
3875	511	10551151	52	5260	1352	PRINTING AND OFFICE SUPPLIES	2,669	3,683	3,683	3,683	3,683
3876	511	10551151	52	5260	1353	PRINTING AND OFFICE SUPPLIES	1,031	(14)	(14)	-	-
3877	511	10551151	52	5260	1354	PRINTING AND OFFICE SUPPLIES	-	-	-	-	-
3878	511	10551151	52	5260	13541	PRINTING AND OFFICE SUPPLIES	1,930	-	-	-	-
3879	511	10551151	52	5265	1352	OFFICE COMPUTER EQUIPMENT	5,705	-	-	-	-
3880	511	10551151	52	5290	1350	TOOLS AND SUPPLIES	-	-	-	-	-
3881	511	10551151	52	5290	13502	TOOLS AND SUPPLIES	-	-	-	-	-
3882	511	10551151	52	5290	13503	TOOLS AND SUPPLIES	-	-	-	-	-
3883	511	10551151	52	5290	1351	TOOLS AND SUPPLIES	-	-	-	-	-
3884	511	10551151	52	5290	1352	TOOLS AND SUPPLIES	-	-	-	-	-
3885	511	10551151	52	5290	1353	TOOLS AND SUPPLIES	-	-	-	-	-
3886	511	10551151	52	5290	1354	TOOLS AND SUPPLIES	-	-	-	-	-
3887	511	10551151	52	5299	1350	MISCELLANEOUS	-	2	2	-	-
3888	511	10551151	52	5299	1352	MISCELLANEOUS	-	-	-	-	-
3889	511	10551151	52	5311	1350	TRAVEL	285	320	320	320	320
3890	511	10551151	52	5311	13501	TRAVEL	-	-	-	-	-
3891	511	10551151	52	5311	13502	TRAVEL	419	69	69	69	69
3892	511	10551151	52	5311	13503	TRAVEL	170	-	-	-	-
3893	511	10551151	52	5311	13504	TRAVEL	73	1,927	1,927	1,927	1,927
3894	511	10551151	52	5311	1351	TRAVEL	-	-	-	-	-
3895	511	10551151	52	5311	1352	TRAVEL	767	400	400	400	400
3896	511	10551151	52	5311	1353	TRAVEL	597	309	309	495	495
3897	511	10551151	52	5311	13541	TRAVEL	-	-	-	-	-
3898	511	10551151	52	5312	1350	TRAVEL SUBSISTENCE	-	-	-	-	-
3899	511	10551151	52	5312	13502	TRAVEL SUBSISTENCE	-	-	-	-	-
3900	511	10551151	52	5312	1351	TRAVEL SUBSISTENCE	-	-	-	-	-

Union County, NC - FY2010 Budget Worksheet							May 15th, 2009				
Line No.	Dept Code	Dept Org. #	Rev Exp	Obj Code	Proj. Code	Account Description	FY2008 Actual	FY2009		FY2010	
								Budget Before Cuts	Yr End Estimate	Depart. Request	Manager Recomm.
3901	511	10551151	52	5312	1352	TRAVEL SUBSISTENCE	137	237	237	312	312
3902	511	10551151	52	5312	1353	TRAVEL SUBSISTENCE	78	-	-	-	-
3903	511	10551151	52	5321	1350	TELEPHONE AND COMMUNICATIONS	1,256	800	800	800	800
3904	511	10551151	52	5321	1351	TELEPHONE AND COMMUNICATIONS	-	-	-	-	-
3905	511	10551151	52	5321	1353	TELEPHONE AND COMMUNICATIONS	-	-	-	-	-
3906	511	10551151	52	5325	1350	POSTAGE	132	150	150	150	150
3907	511	10551151	52	5325	13501	POSTAGE	-	-	-	-	-
3908	511	10551151	52	5325	13502	POSTAGE	-	-	-	-	-
3909	511	10551151	52	5325	13503	POSTAGE	-	-	-	-	-
3910	511	10551151	52	5325	13504	POSTAGE	-	50	50	50	50
3911	511	10551151	52	5325	1351	POSTAGE	-	-	-	-	-
3912	511	10551151	52	5325	1352	POSTAGE	139	161	161	161	161
3913	511	10551151	52	5325	1353	POSTAGE	170	119	119	250	250
3914	511	10551151	52	5325	1354	POSTAGE	-	-	-	-	-
3915	511	10551151	52	5325	13541	POSTAGE	30	-	-	-	-
3916	511	10551151	52	5352	1350	MAINT & REPAIRS-EQUIPMENT	108	-	-	-	-
3917	511	10551151	52	5354	1350	MAINT AGREEMNTS-COMP.SOFTWARE	-	-	-	-	-
3918	511	10551151	52	5354	1352	MAINT AGREEMNTS-COMP.SOFTWARE	1,357	150	150	150	150
3919	511	10551151	52	5357	1350	IDC-PROP MGNT OPER CHARGES	4,433	5,104	5,104	4,904	4,904
3920	511	10551151	52	5370	1350	ADVERTISING/EMPL.RECONGNITION	-	250	250	250	250
3921	511	10551151	52	5370	1351	ADVERTISING/EMPL.RECONGNITION	-	-	-	-	-
3922	511	10551151	52	5370	1352	ADVERTISING/EMPL.RECONGNITION	-	-	-	-	-
3923	511	10551151	52	5370	1353	ADVERTISING/EMPL.RECONGNITION	-	-	-	-	-
3924	511	10551151	52	5381	1350	PROFESSIONAL SERVICES	720	1,730	1,730	1,730	1,730
3925	511	10551151	52	5381	13501	PROFESSIONAL SERVICES	-	-	-	-	-
3926	511	10551151	52	5381	13502	PROFESSIONAL SERVICES	80	-	-	-	-
3927	511	10551151	52	5381	13503	PROFESSIONAL SERVICES	9,523	-	-	-	-
3928	511	10551151	52	5381	13504	PROFESSIONAL SERVICES	-	3,000	3,000	5,000	5,000
3929	511	10551151	52	5381	1351	PROFESSIONAL SERVICES	-	-	-	-	-
3930	511	10551151	52	5381	1352	PROFESSIONAL SERVICES	2,682	1,000	1,000	1,000	1,000
3931	511	10551151	52	5381	1353	PROFESSIONAL SERVICES	1,993	2,814	2,814	-	-
3932	511	10551151	52	5381	1354	PROFESSIONAL SERVICES	-	-	-	-	-
3933	511	10551151	52	5381	13541	PROFESSIONAL SERVICES	1,294	-	-	-	-
3934	511	10551151	52	5383	1350	MEDICAL SERVICES	-	-	-	-	-
3935	511	10551151	52	5383	13504	MEDICAL SERVICES	-	4,000	4,000	-	-
3936	511	10551151	52	5383	1351	MEDICAL SERVICES	-	-	-	-	-
3937	511	10551151	52	5383	1353	MEDICAL SERVICES	30,872	53,411	53,411	18,052	18,052
3938	511	10551151	52	5389	1350	OTHER PROF SRVS	497	510	510	532	532
3939	511	10551151	52	5393	1350	TEMPORARY HELP SERVICES	431	-	-	-	-
3940	511	10551151	52	5393	13501	TEMPORARY HELP SERVICES	-	-	-	-	-
3941	511	10551151	52	5393	13503	TEMPORARY HELP SERVICES	-	-	-	-	-
3942	511	10551151	52	5393	1353	TEMPORARY HELP SERVICES	487	-	-	-	-
3943	511	10551151	52	5393	13541	TEMPORARY HELP SERVICES	88	-	-	-	-
3944	511	10551151	52	5395	1350	EDUCATION EXPENSES	384	110	110	110	110
3945	511	10551151	52	5395	13502	EDUCATION EXPENSES	295	(3)	(3)	-	-
3946	511	10551151	52	5395	13504	EDUCATION EXPENSES	-	300	300	-	-
3947	511	10551151	52	5395	1351	EDUCATION EXPENSES	-	-	-	-	-
3948	511	10551151	52	5395	1352	EDUCATION EXPENSES	100	260	260	104	104
3949	511	10551151	52	5395	1353	EDUCATION EXPENSES	-	300	300	-	-
3950	511	10551151	52	5397	1350	PUBLIC ASSISTANCE INCENTIVES	3,253	1,133	1,133	-	-
3951	511	10551151	52	5397	13502	PUBLIC ASSISTANCE INCENTIVES	725	(10)	(10)	-	-
3952	511	10551151	52	5397	13503	PUBLIC ASSISTANCE INCENTIVES	-	-	-	-	-
3953	511	10551151	52	5397	13504	PUBLIC ASSISTANCE INCENTIVES	934	1,066	1,066	1,066	1,066
3954	511	10551151	52	5397	1351	PUBLIC ASSISTANCE INCENTIVES	-	-	-	-	-
3955	511	10551151	52	5397	1352	PUBLIC ASSISTANCE INCENTIVES	275	80	80	80	80
3956	511	10551151	52	5397	1353	PUBLIC ASSISTANCE-INCENTIVES	2,650	1,500	1,500	3,000	3,000
3957	511	10551151	52	5397	1354	PUBLIC ASSISTANCE INCENTIVES	-	-	-	-	-
3958	511	10551151	52	5397	13541	PUBLIC ASSISTANCE INCENTIVES	2,543	-	-	-	-
3959	511	10551151	52	5398	1350	TRANSPORTATION	698	292	292	-	-
3960	511	10551151	52	5398	13541	TRANSPORTATION	-	-	-	-	-
3961	511	10551151	52	5410	1350	RENTAL OF REAL PROPERTY	3,637	3,841	3,841	3,872	3,872
3962	511	10551151	52	5410	13503	RENTAL OF REAL PROPERTY	650	-	-	-	-
3963	511	10551151	52	5430	1350	RENTAL OF EQUIPMENT	57	-	-	-	-
3964	511	10551151	52	5450	1350	INSURANCE AND BONDING	1,108	773	773	773	773
3965	511	10551151	52	5450	13501	INSURANCE AND BONDING	-	-	-	-	-
3966	511	10551151	52	5450	13502	INSURANCE AND BONDING	-	-	-	-	-
3967	511	10551151	52	5450	1351	INSURANCE AND BONDING	-	-	-	-	-
3968	511	10551151	52	5450	1352	INSURANCE AND BONDING	-	-	-	-	-
3969	511	10551151	52	5450	1353	INSURANCE AND BONDING	-	-	-	-	-
3970	511	10551151	52	5450	13541	INSURANCE AND BONDING	-	-	-	-	-
3971	511	10551151	52	5491	1350	DUES AND MEMBERSHIPS	-	-	-	-	-
3972	511	10551151	52	5491	13503	DUES AND MEMBERSHIPS	-	-	-	-	-
3973	511	10551151	52	5491	1352	DUES AND MEMBERSHIPS	-	-	-	-	-
3974	511	10551152	52	5211	1360	CLEANING & JANITORIAL SUPPLIES	-	-	-	-	-
3975	511	10551152	52	5212	1360	WEARING APPARREL	-	-	-	-	-
3976	511	10551152	52	5212	13601	WEARING APPARREL	-	-	-	-	-
3977	511	10551152	52	5212	13602	WEARING APPARREL	131	469	469	400	400
3978	511	10551152	52	5212	1363	WEARING APPARREL	-	-	-	-	-

Union County, NC - FY2010 Budget Worksheet							May 15th, 2009				
Line No.	Dept Code	Dept Org. #	Rev Exp	Obj Code	Proj. Code	Account Description	FY2008 Actual	FY2009		FY2010	
								Budget Before Cuts	Yr End Estimate	Dept. Request	Manager Recomm.
3979	511	10551152	52	5220	1360	FOOD AND PROVISIONS	-	-	-	-	-
3980	511	10551152	52	5220	13601	FOOD AND PROVISIONS	118	118	118	118	118
3981	511	10551152	52	5220	13602	FOOD AND PROVISIONS	374	371	371	328	328
3982	511	10551152	52	5220	13603	FOOD AND PROVISIONS	200	205	205	205	205
3983	511	10551152	52	5220	1362	FOOD AND PROVISIONS	24	73	73	73	73
3984	511	10551152	52	5220	1363	FOOD AND PROVISIONS	-	-	-	-	-
3985	511	10551152	52	5232	1360	AUDIO VISUAL SUPPLIES	-	-	-	-	-
3986	511	10551152	52	5232	13601	AUDIO VISUAL SUPPLIES	-	361	361	-	-
3987	511	10551152	52	5232	1362	AUDIO VISUAL SUPPLIES	213	-	-	-	-
3988	511	10551152	52	5233	1360	PERIODICALS BOOKS & OTHER PUB	-	-	-	-	-
3989	511	10551152	52	5233	13601	PERIODICALS BOOKS & OTHER PUB	269	87	87	-	-
3990	511	10551152	52	5233	13602	PERIODICALS BOOKS & OTHER PUB	-	97	97	97	97
3991	511	10551152	52	5233	13603	PERIODICALS BOOKS & OTHER PUB	-	-	-	-	-
3992	511	10551152	52	5233	1362	PERIODICALS BOOKS & OTHER PUB	451	162	162	162	162
3993	511	10551152	52	5233	1363	PERIODICALS BOOKS & OTHER PUB	-	-	-	-	-
3994	511	10551152	52	5239	1360	MEDICAL SUPPLIES AND EQUIPMENT	-	-	-	-	-
3995	511	10551152	52	5239	13601	MEDICAL SUPPLIES AND EQUIPMENT	-	6,165	6,165	-	-
3996	511	10551152	52	5239	13602	MEDICAL SUPPLIES AND EQUIPMENT	6,173	12,236	12,236	12,236	12,236
3997	511	10551152	52	5239	13603	MEDICAL SUPPLIES AND EQUIPMENT	266	9,722	9,722	8,383	8,383
3998	511	10551152	52	5239	1362	MEDICAL SUPPLIES AND EQUIPMENT	3,344	2,807	2,807	2,807	2,807
3999	511	10551152	52	5260	1360	PRINTING AND OFFICE SUPPLIES	157	456	456	200	200
4000	511	10551152	52	5260	13601	PRINTING AND OFFICE SUPPLIES	2,000	1,701	1,701	500	500
4001	511	10551152	52	5260	13602	PRINTING AND OFFICE SUPPLIES	9,778	9,162	9,162	11,162	11,162
4002	511	10551152	52	5260	13603	PRINTING AND OFFICE SUPPLIES	437	3,886	3,886	3,886	3,886
4003	511	10551152	52	5260	1362	PRINTING AND OFFICE SUPPLIES	3,045	-	-	620	620
4004	511	10551152	52	5260	1363	PRINTING AND OFFICE SUPPLIES	-	-	-	-	-
4005	511	10551152	52	5265	13601	OFFICE COMPUTER EQUIPMENT	-	4,887	4,887	-	-
4006	511	10551152	52	5265	13602	OFFICE COMPUTER EQUIPMENT	3,406	4,115	4,115	-	-
4007	511	10551152	52	5265	1362	OFFICE COMPUTER EQUIPMENT	706	-	-	-	-
4008	511	10551152	52	5290	1360	TOOLS AND SUPPLIES	-	-	-	-	-
4009	511	10551152	52	5290	13602	TOOLS AND SUPPLIES	24	(1)	(1)	-	-
4010	511	10551152	52	5299	1360	MISCELLANEOUS	-	-	-	-	-
4011	511	10551152	52	5311	1360	TRAVEL	597	287	287	550	550
4012	511	10551152	52	5311	13601	TRAVEL	768	936	936	936	936
4013	511	10551152	52	5311	13602	TRAVEL	451	324	324	324	324
4014	511	10551152	52	5311	13603	TRAVEL	178	-	-	513	513
4015	511	10551152	52	5311	1362	TRAVEL	809	-	-	400	400
4016	511	10551152	52	5311	1363	TRAVEL	369	37	37	79	79
4017	511	10551152	52	5312	1360	TRAVEL SUBSISTENCE	-	-	-	200	200
4018	511	10551152	52	5312	13601	TRAVEL SUBSISTENCE	1,450	1,574	1,574	1,574	1,574
4019	511	10551152	52	5312	13602	TRAVEL SUBSISTENCE	588	724	724	724	724
4020	511	10551152	52	5312	13603	TRAVEL SUBSISTENCE	169	-	-	250	250
4021	511	10551152	52	5312	1362	TRAVEL SUBSISTENCE	47	-	-	1,000	1,000
4022	511	10551152	52	5312	1363	TRAVEL SUBSISTENCE	267	-	-	-	-
4023	511	10551152	52	5321	1360	TELEPHONE AND COMMUNICATIONS	920	475	475	465	465
4024	511	10551152	52	5321	13601	TELEPHONE AND COMMUNICATIONS	-	-	-	-	-
4025	511	10551152	52	5321	13602	TELEPHONE AND COMMUNICATIONS	876	325	325	324	324
4026	511	10551152	52	5321	1362	TELEPHONE AND COMMUNICATIONS	-	-	-	-	-
4027	511	10551152	52	5325	1360	POSTAGE	341	500	500	890	890
4028	511	10551152	52	5325	13601	POSTAGE	-	-	-	-	-
4029	511	10551152	52	5325	13602	POSTAGE	1,477	1,600	1,600	1,015	1,015
4030	511	10551152	52	5325	13603	POSTAGE	46	(1)	(1)	50	50
4031	511	10551152	52	5325	1362	POSTAGE	11	-	-	-	-
4032	511	10551152	52	5351	1360	MAINT & REPAIRS-BUILDINGS	-	-	-	-	-
4033	511	10551152	52	5352	1360	MAINT & REPAIRS-EQUIPMENT	-	37	37	37	37
4034	511	10551152	52	5352	13602	MAINT & REPAIRS-EQUIPMENT	305	-	-	311	311
4035	511	10551152	52	5352	1362	MAINT & REPAIRS-EQUIPMENT	-	-	-	-	-
4036	511	10551152	52	5354	1360	MAINT AGREEMNTS-COMP.SOFTWARE	2,016	-	-	1,617	1,617
4037	511	10551152	52	5354	13601	MAINT AGREEMNTS-COMP.SOFTWARE	-	400	400	400	400
4038	511	10551152	52	5354	13602	MAINT AGREEMNTS-COMP.SOFTWARE	-	3,018	3,018	3,018	3,018
4039	511	10551152	52	5354	1362	MAINT AGREEMNTS-COMP.SOFTWARE	-	-	-	-	-
4040	511	10551152	52	5357	1360	IDC-PROP MGMT OPER CHARGES	14,406	16,588	16,588	15,937	15,937
4041	511	10551152	52	5370	1360	ADVERTISING/EMPL.RECONGNITION	-	-	-	-	-
4042	511	10551152	52	5370	13601	ADVERTISING/EMPL.RECONGNITION	-	-	-	-	-
4043	511	10551152	52	5370	13602	ADVERTISING/EMPL.RECONGNITION	-	250	250	250	250
4044	511	10551152	52	5370	13603	ADVERTISING/EMPL.RECONGNITION	-	-	-	-	-
4045	511	10551152	52	5370	1362	ADVERTISING/EMPL.RECONGNITION	388	-	-	100	100
4046	511	10551152	52	5381	1360	PROFESSIONAL SERVICES	586	4,796	4,796	817	817
4047	511	10551152	52	5381	13601	PROFESSIONAL SERVICES	57	1,654	1,654	1,500	1,500
4048	511	10551152	52	5381	13602	PROFESSIONAL SERVICES	2,800	6,250	6,250	2,042	2,042
4049	511	10551152	52	5381	13603	PROFESSIONAL SERVICES	-	-	-	-	-
4050	511	10551152	52	5381	1361	PROFESSIONAL SERVICES	-	-	-	-	-
4051	511	10551152	52	5381	1362	PROFESSIONAL SERVICES	4,947	-	-	4,000	4,000
4052	511	10551152	52	5381	1363	PROFESSIONAL SERVICES	-	-	-	-	-
4053	511	10551152	52	5382	1360	LEGAL SERVICES	-	-	-	-	-
4054	511	10551152	52	5383	1353	MEDICAL SERVICES	-	-	-	-	-
4055	511	10551152	52	5383	1360	MEDICAL SERVICES	-	-	-	-	-
4056	511	10551152	52	5383	1362	MEDICAL SERVICES	15	-	-	-	-

Union County, NC - FY2010 Budget Worksheet							May 15th, 2009				
Line	Dept	Dept	Rev	Obj.	Proj.	Account	FY2008	FY2009		FY2010	
								Budget	Yr End	Depart.	Manager
No.	Code	Org. #	Exp	Code	Code	Description	Actual	Before Cuts	Estimate	Request	Recomm.
4057	511	10551152	52	5389	1360	OTHER PROF SRVS	1,615	1,656	1,656	1,730	1,730
4058	511	10551152	52	5392	1360	LAUNDRY AND DRY CLEANING	-	-	-	-	-
4059	511	10551152	52	5392	13602	LAUNDRY AND DRY CLEANING	305	615	615	615	615
4060	511	10551152	52	5393	1360	TEMPORARY HELP SERVICES	-	-	-	-	-
4061	511	10551152	52	5393	1362	TEMPORARY HELP SERVICES	-	-	-	-	-
4062	511	10551152	52	5395	1360	EDUCATION EXPENSES	-	-	-	-	-
4063	511	10551152	52	5395	13601	EDUCATION EXPENSES	1,240	469	469	469	469
4064	511	10551152	52	5395	13602	EDUCATION EXPENSES	420	337	337	337	337
4065	511	10551152	52	5395	1362	EDUCATION EXPENSES	1,069	-	-	950	950
4066	511	10551152	52	5395	1363	EDUCATION EXPENSES	380	(3)	(3)	-	-
4067	511	10551152	52	5397	1360	PUBLIC ASSISTANCE INCENTIVES	-	-	-	-	-
4068	511	10551152	52	5397	13601	PUBLIC ASSISTANCE INCENTIVES	299	1,585	1,585	500	500
4069	511	10551152	52	5397	13602	PUBLIC ASSISTANCE INCENTIVES	15	2,750	2,750	1,750	1,750
4070	511	10551152	52	5397	13603	PUBLIC ASSISTANCE INCENTIVES	536	(8)	(8)	513	513
4071	511	10551152	52	5397	1362	PUBLIC ASSISTANCE INCENTIVES	-	-	-	-	-
4072	511	10551152	52	5398	1360	TRANSPORTATION	-	-	-	-	-
4073	511	10551152	52	5410	1360	RENTAL OF REAL PROPERTY	11,821	12,483	12,483	12,583	12,583
4074	511	10551152	52	5430	1360	RENTAL OF EQUIPMENT	186	-	-	-	-
4075	511	10551152	52	5450	1360	INSURANCE AND BONDING	2,549	1,981	1,981	1,981	1,981
4076	511	10551152	52	5450	13601	INSURANCE AND BONDING	-	-	-	-	-
4077	511	10551152	52	5450	13602	INSURANCE AND BONDING	-	-	-	-	-
4078	511	10551152	52	5450	13603	INSURANCE AND BONDING	-	-	-	-	-
4079	511	10551152	52	5450	1362	INSURANCE AND BONDING	-	-	-	-	-
4080	511	10551152	52	5450	1363	INSURANCE AND BONDING	-	-	-	-	-
4081	511	10551152	52	5491	1360	DUES AND MEMBERSHIPS	-	-	-	-	-
4082	511	10551152	52	5491	13602	DUES AND MEMBERSHIPS	-	-	-	-	-
4083	511	10551153	52	5211	1370	CLEANING & JANITORIAL SUPPLIES	-	-	-	-	-
4084	511	10551153	52	5211	1371	CLEANING & JANITORIAL SUPPLIES	-	-	-	-	-
4085	511	10551153	52	5212	1370	WEARING APPARREL	469	687	687	687	687
4086	511	10551153	52	5212	1371	WEARING APPARREL	-	-	-	-	-
4087	511	10551153	52	5220	1370	FOOD AND PROVISIONS	650	535	535	535	535
4088	511	10551153	52	5220	1371	FOOD AND PROVISIONS	-	-	-	-	-
4089	511	10551153	52	5232	1370	AUDIO VISUAL SUPPLIES	-	-	-	-	-
4090	511	10551153	52	5232	1371	AUDIO VISUAL SUPPLIES	-	-	-	-	-
4091	511	10551153	52	5233	1370	PERIODICALS BOOKS & OTHER PUB	538	830	830	435	435
4092	511	10551153	52	5233	1371	PERIODICALS BOOKS & OTHER PUB	-	-	-	-	-
4093	511	10551153	52	5239	1370	MEDICAL SUPPLIES AND EQUIPMENT	43,516	32,831	32,831	32,452	32,452
4094	511	10551153	52	5239	1371	MEDICAL SUPPLIES AND EQUIPMENT	-	-	-	-	-
4095	511	10551153	52	5260	1370	PRINTING AND OFFICE SUPPLIES	14,077	12,600	12,600	12,600	12,600
4096	511	10551153	52	5260	1371	PRINTING AND OFFICE SUPPLIES	-	-	-	-	-
4097	511	10551153	52	5260	1372	PRINTING AND OFFICE SUPPLIES	-	-	-	-	-
4098	511	10551153	52	5265	1370	OFFICE COMPUTER EQUIPMENT	1,724	-	-	-	-
4099	511	10551153	52	5290	1370	TOOLS AND SUPPLIES	87	28	28	202	202
4100	511	10551153	52	5290	1371	TOOLS AND SUPPLIES	-	-	-	-	-
4101	511	10551153	52	5311	1370	TRAVEL	645	260	260	-	-
4102	511	10551153	52	5311	1371	TRAVEL	-	-	-	-	-
4103	511	10551153	52	5312	1370	TRAVEL SUBSISTENCE	1,298	748	748	1,300	1,300
4104	511	10551153	52	5312	1371	TRAVEL SUBSISTENCE	-	-	-	-	-
4105	511	10551153	52	5321	1370	TELEPHONE AND COMMUNICATIONS	5,476	3,500	3,500	4,000	4,000
4106	511	10551153	52	5321	1371	TELEPHONE AND COMMUNICATIONS	-	-	-	-	-
4107	511	10551153	52	5325	1370	POSTAGE	3,801	3,750	3,750	3,750	3,750
4108	511	10551153	52	5325	1371	POSTAGE	-	-	-	-	-
4109	511	10551153	52	5330	1370	UTILITIES	-	-	-	-	-
4110	511	10551153	52	5351	1370	MAINT & REPAIRS-BUILDINGS	-	-	-	-	-
4111	511	10551153	52	5352	1370	MAINT & REPAIRS-EQUIPMENT	4,569	3,225	3,225	3,225	3,225
4112	511	10551153	52	5352	1371	MAINT & REPAIRS-EQUIPMENT	-	-	-	-	-
4113	511	10551153	52	5353	1370	MAINT & REPAIRS-FUEL GAS	871	791	791	864	864
4114	511	10551153	52	5354	1370	MAINT AGREEMENTS-COMP.SOFTWARE	4,960	5,058	5,058	5,267	5,267
4115	511	10551153	52	5354	1371	MAINT AGREEMENTS-COMP.SOFTWARE	-	-	-	-	-
4116	511	10551153	52	5357	1370	IDC-PROP MGNT OPER CHARGES	34,491	39,715	39,715	38,157	38,157
4117	511	10551153	52	5357	1371	IDC-PROP MGNT OPER CHARGES	-	-	-	-	-
4118	511	10551153	52	5358	1370	MAINT & REPAIRS-VEH INTERDEPT	259	439	439	443	443
4119	511	10551153	52	5370	1370	ADVERTISING/EMPL.RECONGNITION	-	116	116	115	115
4120	511	10551153	52	5370	1371	ADVERTISING/EMPL.RECONGNITION	-	-	-	-	-
4121	511	10551153	52	5381	1370	PROFESSIONAL SERVICES	50,209	38,908	38,908	35,199	35,199
4122	511	10551153	52	5381	1371	PROFESSIONAL SERVICES	-	-	-	-	-
4123	511	10551153	52	5383	1370	MEDICAL SERVICES	109,121	98,923	98,923	95,000	95,000
4124	511	10551153	52	5383	1371	MEDICAL SERVICES	-	-	-	-	-
4125	511	10551153	52	5389	1370	OTHER PROF SRVS	3,867	3,965	3,965	4,143	4,143
4126	511	10551153	52	5389	1371	OTHER PROF SRVS	-	-	-	-	-
4127	511	10551153	52	5392	1370	LAUNDRY AND DRY CLEANING	-	-	-	-	-
4128	511	10551153	52	5393	1370	TEMPORARY HELP SERVICES	7,136	1,000	1,000	1,001	1,001
4129	511	10551153	52	5395	1370	EDUCATION EXPENSES	2,080	920	920	1,779	1,779
4130	511	10551153	52	5395	1371	EDUCATION EXPENSES	-	-	-	-	-
4131	511	10551153	52	5397	1370	PUBLIC ASSISTANCE INCENTIVES	10	170	170	170	170
4132	511	10551153	52	5397	1371	PUBLIC ASSISTANCE INCENTIVES	-	-	-	-	-
4133	511	10551153	52	5398	1370	TRANSPORTATION	-	-	-	-	-
4134	511	10551153	52	5398	1371	TRANSPORTATION	-	-	-	-	-

Union County, NC - FY2010 Budget Worksheet							May 15th, 2009				
Line	Dept	Dept	Rev	Obj.	Proj.	Account	FY2008	FY2009		FY2010	
No.	Code	Org. #	Exp	Code	Code	Description	Actual	Budget Before Cuts	Yr End Estimate	Depart. Request	Manager Recomm.
4135	511	10551153	52	5410	1370	RENTAL OF REAL PROPERTY	28,303	29,888	29,888	30,126	30,126
4136	511	10551153	52	5410	1371	RENTAL OF REAL PROPERTY	-	-	-	-	-
4137	511	10551153	52	5430	1370	RENTAL OF EQUIPMENT	446	-	-	-	-
4138	511	10551153	52	5430	1371	RENTAL OF EQUIPMENT	-	-	-	-	-
4139	511	10551153	52	5450	1370	INSURANCE AND BONDING	13,883	9,172	9,172	9,172	9,172
4140	511	10551153	52	5450	13701	INSURANCE AND BONDING	-	-	-	-	-
4141	511	10551153	52	5450	1371	INSURANCE AND BONDING	-	-	-	-	-
4142	511	10551153	52	5491	1370	DUES AND MEMBERSHIPS	457	450	450	450	450
4143	511	10551153	52	5491	1371	DUES AND MEMBERSHIPS	-	-	-	-	-
4144	511	10551154	52	5211	1390	CLEANING & JANITORIAL SUPPLIES	-	-	-	-	-
4145	511	10551154	52	5212	1390	WEARING APPARREL	1,072	1,985	1,985	-	-
4146	511	10551154	52	5212	1392	WEARING APPARREL	-	-	-	-	-
4147	511	10551154	52	5220	1390	FOOD AND PROVISIONS	903	1,567	1,567	975	975
4148	511	10551154	52	5232	1390	AUDIO VISUAL SUPPLIES	-	-	-	-	-
4149	511	10551154	52	5232	1392	AUDIO VISUAL SUPPLIES	-	50	50	-	-
4150	511	10551154	52	5233	1390	PERIODICALS BOOKS & OTHER PUB	578	1,675	1,675	6,000	6,000
4151	511	10551154	52	5239	1390	MEDICAL SUPPLIES AND EQUIPMENT	344	975	975	1,000	1,000
4152	511	10551154	52	5260	1390	PRINTING AND OFFICE SUPPLIES	11,845	11,000	11,000	13,500	13,500
4153	511	10551154	52	5260	1392	PRINTING AND OFFICE SUPPLIES	-	2,200	2,200	3,000	3,000
4154	511	10551154	52	5265	1390	OFFICE COMPUTER EQUIPMENT	18,516	1,266	1,266	1,125	1,125
4155	511	10551154	52	5265	1392	OFFICE COMPUTER EQUIPMENT	5,787	7,432	7,432	3,500	3,500
4156	511	10551154	52	5270	1390	INVENTORY	9,800	13,500	13,500	13,500	13,500
4157	511	10551154	52	5290	1390	TOOLS AND SUPPLIES	10,312	10,150	10,150	10,500	10,500
4158	511	10551154	52	5290	1392	TOOLS AND SUPPLIES	2,033	3,743	3,743	3,000	3,000
4159	511	10551154	52	5311	1390	TRAVEL	587	1,000	1,000	1,000	1,000
4160	511	10551154	52	5312	1390	TRAVEL SUBSISTENCE	3,424	4,300	4,300	6,000	6,000
4161	511	10551154	52	5312	1392	TRAVEL SUBSISTENCE	715	2,000	2,000	2,250	2,250
4162	511	10551154	52	5321	1390	TELEPHONE AND COMMUNICATIONS	9,125	8,000	8,000	9,000	7,000
4163	511	10551154	52	5321	1392	TELEPHONE AND COMMUNICATIONS	-	600	600	1,000	1,000
4164	511	10551154	52	5325	1390	POSTAGE	3,588	3,700	3,700	4,000	4,000
4165	511	10551154	52	5325	1392	POSTAGE	-	900	900	1,000	1,000
4166	511	10551154	52	5352	1390	MAINT & REPAIRS-EQUIPMENT	429	441	441	1,000	1,000
4167	511	10551154	52	5353	1390	MAINT & REPAIRS-FUEL GAS	24,224	15,794	15,794	18,343	18,343
4168	511	10551154	52	5354	1390	MAINT AGREEMNTS-COMP.SOFTWARE	-	-	-	-	-
4169	511	10551154	52	5354	1392	MAINT AGREEMNTS-COMP.SOFTWARE	-	-	-	-	-
4170	511	10551154	52	5357	1390	IDC-PROP MGNT OPER CHARGES	21,417	34,490	34,490	32,575	32,575
4171	511	10551154	52	5358	1390	MAINT & REPAIRS-VEH INTERDEPT	10,881	9,138	9,138	12,951	12,951
4172	511	10551154	52	5359	1390	M&R-VEHICLE-PREVENTABLE ACCDNT	-	-	-	-	-
4173	511	10551154	52	5360	1390	M&R-VEHICLE-NONPREVENTABLES	189	790	790	-	-
4174	511	10551154	52	5370	1390	ADVERTISING/EMPL.RECONGNITION	-	798	798	-	-
4175	511	10551154	52	5381	1390	PROFESSIONAL SERVICES	5,898	5,500	5,500	1,500	1,500
4176	511	10551154	52	5381	1392	PROFESSIONAL SERVICES	4,884	7,277	7,277	-	-
4177	511	10551154	52	5382	1390	LEGAL SERVICES	-	-	-	-	-
4178	511	10551154	52	5395	1390	EDUCATION EXPENSES	3,300	2,000	2,000	3,000	3,000
4179	511	10551154	52	5395	1392	EDUCATION EXPENSES	520	550	550	2,250	2,250
4180	511	10551154	52	5410	1390	RENTAL OF REAL PROPERTY	240	150	150	300	300
4181	511	10551154	52	5430	1390	RENTAL OF EQUIPMENT	-	-	-	-	-
4182	511	10551154	52	5450	1390	INSURANCE AND BONDING	16,469	12,280	12,280	12,280	12,280
4183	511	10551154	52	5451	1390	INSURANCE DEDUCTIBLE	-	4,739	4,739	-	-
4184	511	10551154	52	5491	1390	DUES AND MEMBERSHIPS	881	1,045	1,045	950	950
4185				52 Total			1,631,399	1,581,911	1,581,911	1,521,367	1,473,988
4186	511	10551101	55	5510	1300	OFFICE FURNITURE AND EQUIPMENT	-	-	-	-	-
4187	511	10551101	55	5540		VEHICLES	-	-	-	-	-
4188	511	10551101	55	5540	1300	VEHICLES	-	-	-	-	-
4189	511	10551101	55	5550	1300	OTHER EQUIPMENT	-	-	-	-	-
4190	511	10551150	55	5510	1320	OFFICE FURNITURE AND EQUIPMENT	-	-	-	-	-
4191	511	10551150	55	5510	1321	OFFICE FURNITURE AND EQUIPMENT	-	-	-	-	-
4192	511	10551150	55	5510	1323	OFFICE FURNITURE AND EQUIPMENT	-	-	-	-	-
4193	511	10551150	55	5510	1324	OFFICE FURNITURE AND EQUIPMENT	-	-	-	-	-
4194	511	10551150	55	5510	1327	OFFICE FURNITURE AND EQUIPMENT	-	-	-	-	-
4195	511	10551150	55	5510	13272	OFFICE FURNITURE AND EQUIPMENT	-	-	-	-	-
4196	511	10551150	55	5510	1329	OFFICE FURNITURE AND EQUIPMENT	-	-	-	-	-
4197	511	10551150	55	5510	1330	OFFICE FURNITURE AND EQUIPMENT	-	-	-	-	-
4198	511	10551150	55	5510	1334	OFFICE FURNITURE AND EQUIPMENT	-	-	-	-	-
4199	511	10551150	55	5510	1335	OFFICE FURNITURE AND EQUIPMENT	-	-	-	-	-
4200	511	10551150	55	5510	1336	OFFICE FURNITURE AND EQUIPMENT	-	-	-	-	-
4201	511	10551150	55	5510	1337	OFFICE FURNITURE AND EQUIPMENT	-	-	-	-	-
4202	511	10551150	55	5540	1327	VEHICLES	-	-	-	-	-
4203	511	10551150	55	5540	1329	VEHICLES	-	-	-	-	-
4204	511	10551150	55	5540	1337	VEHICLES	-	-	-	-	-
4205	511	10551150	55	5550	1320	OTHER EQUIPMENT	-	-	-	-	-
4206	511	10551150	55	5550	1321	OTHER EQUIPMENT	-	-	-	-	-
4207	511	10551150	55	5550	1323	OTHER EQUIPMENT	-	-	-	-	-
4208	511	10551150	55	5550	1324	OTHER EQUIPMENT	-	-	-	-	-
4209	511	10551150	55	5550	1327	OTHER EQUIPMENT	-	-	-	-	-
4210	511	10551150	55	5550	1329	OTHER EQUIPMENT	-	-	-	-	-
4211	511	10551150	55	5550	1334	OTHER EQUIPMENT	15,634	-	-	-	-
4212	511	10551150	55	5550	1335	OTHER EQUIPMENT	-	-	-	-	-

Union County, NC - FY2010 Budget Worksheet							May 15th, 2009				
Line No.	Dept Code	Dept Org. #	Rev Exp	Obj. Code	Proj. Code	Account Description	FY2008	FY2009		FY2010	
							Actual	Budget Before Cuts	Yr End Estimate	Depart. Request	Manager Recomm.
4213	511	10551150	55	5550	1337	OTHER EQUIPMENT	-	-	-	-	-
4214	511	10551150	55	5580	1324	BUILDINGS AND IMPROVEMENTS	-	-	-	-	-
4215	511	10551150	55	5580	1327	BUILDINGS AND IMPROVEMENTS	-	-	-	-	-
4216	511	10551150	55	5580	1334	BUILDINGS AND IMPROVEMENTS	-	-	-	-	-
4217	511	10551151	55	5510	1350	OFFICE FURNITURE AND EQUIPMENT	-	-	-	-	-
4218	511	10551151	55	5510	1351	OFFICE FURNITURE AND EQUIPMENT	-	-	-	-	-
4219	511	10551151	55	5510	1352	OFFICE FURNITURE AND EQUIPMENT	-	-	-	-	-
4220	511	10551152	55	5510	1360	OFFICE FURNITURE AND EQUIPMENT	-	-	-	-	-
4221	511	10551152	55	5580	13601	BUILDINGS AND IMPROVEMENTS	-	-	-	-	-
4222	511	10551153	55	5510	1370	OFFICE FURNITURE AND EQUIPMENT	-	-	-	-	-
4223	511	10551153	55	5540	1370	VEHICLES	-	-	-	-	-
4224	511	10551153	55	5550	1370	OTHER EQUIPMENT	-	-	-	-	-
4225	511	10551153	55	5580	1370	BUILDINGS AND IMPROVEMENTS	-	-	-	-	-
4226	511	10551154	55	5510	1390	OFFICE FURNITURE AND EQUIPMENT	-	-	-	-	-
4227	511	10551154	55	5510	1392	OFFICE FURNITURE AND EQUIPMENT	-	-	-	-	-
4228	511	10551154	55	5540	1390	VEHICLES	15,353	-	-	-	-
4229	511	10551154	55	5550	1390	OTHER EQUIPMENT	-	-	-	-	-
4230			55 Total				30,987	-	-	-	-
4231	511	10551101	56	5800	1300	INTERDEPARTMENTAL CHARGES	-	(975)	(975)	(2,400)	(2,400)
4232	511	10551101	56	5920	1300	CONTINGENCY	-	31,816	-	-	-
4233	511	10551101	56	5920	1301	CONTINGENCY	-	54,882	-	-	-
4234	511	10551150	56	5920	1320	CONTINGENCY	-	11,907	-	-	-
4235	511	10551150	56	5920	1321	CONTINGENCY	-	49,634	-	-	-
4236	511	10551150	56	5920	1323	CONTINGENCY	-	4,961	-	-	-
4237	511	10551150	56	5920	1324	CONTINGENCY	-	17,516	-	-	-
4238	511	10551150	56	5920	1325	CONTINGENCY	-	8,400	-	-	-
4239	511	10551150	56	5920	1327	CONTINGENCY	-	16,726	-	-	-
4240	511	10551150	56	5920	13271	CONTINGENCY	-	29	-	-	-
4241	511	10551150	56	5920	13272	CONTINGENCY	-	1,655	-	-	-
4242	511	10551150	56	5920	1329	CONTINGENCY	-	1,641	-	-	-
4243	511	10551150	56	5920	1330	CONTINGENCY	-	2,282	-	-	-
4244	511	10551150	56	5920	1332	CONTINGENCY	-	-	-	-	-
4245	511	10551150	56	5920	1334	CONTINGENCY	-	2,009	-	-	-
4246	511	10551150	56	5920	13341	CONTINGENCY	-	(37,509)	-	-	-
4247	511	10551150	56	5920	1335	CONTINGENCY	-	74,824	-	-	-
4248	511	10551150	56	5920	1336	CONTINGENCY	-	505	-	-	-
4249	511	10551150	56	5920	1337	CONTINGENCY	-	(3,054)	-	-	-
4250	511	10551151	56	5920	1350	CONTINGENCY	-	2,208	-	-	-
4251	511	10551151	56	5920	13501	CONTINGENCY	-	-	-	-	-
4252	511	10551151	56	5920	13502	CONTINGENCY	-	-	-	-	-
4253	511	10551151	56	5920	13503	CONTINGENCY	-	-	-	-	-
4254	511	10551151	56	5920	13504	CONTINGENCY	-	5,550	-	-	-
4255	511	10551151	56	5920	13505	CONTINGENCY	-	43,858	-	-	-
4256	511	10551151	56	5920	1351	CONTINGENCY	-	-	-	-	-
4257	511	10551151	56	5920	1352	CONTINGENCY	-	39,788	-	-	-
4258	511	10551151	56	5920	1353	CONTINGENCY	-	(1,949)	-	-	-
4259	511	10551151	56	5920	1354	CONTINGENCY	-	-	-	-	-
4260	511	10551151	56	5920	13541	CONTINGENCY	-	-	-	-	-
4261	511	10551152	56	5920	1360	CONTINGENCY	-	1,102	-	-	-
4262	511	10551152	56	5920	13601	CONTINGENCY	-	(2,760)	-	-	-
4263	511	10551152	56	5920	13602	CONTINGENCY	-	371	-	-	-
4264	511	10551152	56	5920	13603	CONTINGENCY	-	(3,114)	-	-	-
4265	511	10551152	56	5920	1361	CONTINGENCY	-	-	-	-	-
4266	511	10551152	56	5920	1362	CONTINGENCY	-	7,070	-	-	-
4267	511	10551152	56	5920	1363	CONTINGENCY	-	(37)	-	-	-
4268	511	10551153	56	5920	1370	CONTINGENCY	-	19,615	-	-	-
4269	511	10551153	56	5920	1371	CONTINGENCY	-	-	-	-	-
4270	511	10551153	56	5920	1372	CONTINGENCY	-	-	-	-	-
4271	511	10551154	56	5730	1390	INST FIN PRINCIPAL	1,586	1,587	1,587	1,587	1,587
4272	511	10551154	56	5731	1390	INST FIN INTEREST	1,380	1,317	1,317	1,280	1,280
4273	511	10551154	56	57311	1390	INST FIN INTEREST CREDIT	(82)	(11)	(11)	-	-
4274	511	10551154	56	5732	1390	INST FIN SERVICE CHARGES	-	-	-	-	-
4275	511	10551154	56	5920	1390	CONTINGENCY	-	199,169	-	-	-
4276	511	10551154	56	5920	1392	CONTINGENCY	-	(3,311)	-	-	-
4277	511	10551192	56	5920	1300	CONTINGENCY-COUNTY FUNDS	-	-	-	-	-
4278	511	10551192	56	5921	1300	CONTINGENCY-DEPARTMENTAL-EXP	-	-	-	-	-
4279			56 Total				2,884	547,402	1,918	467	467
4280	511	10451101	60	4411	1300	ST GRANT-FOR HEALTH ADMIN	(88,824)	(172,260)	(172,260)	(126,388)	(126,388)
4281	511	10451101	60	4413	1300	ST NCDENR-COMM INVENTORY PROJ	-	-	-	-	-
4282	511	10451101	60	4500	1300	DEPT PERMIT CHARGES	-	-	-	-	-
4283	511	10451101	60	4520	1300	DEPT SRV CHRGS-3RD PARTY	-	-	-	-	-
4284	511	10451101	60	4521	1300	DEPT SRV CHRGS-PTNT FEES	-	-	-	-	-
4285	511	10451101	60	4840	1300	MISC REVENUE-CONTR/DONATIONS	-	-	-	-	-
4286	511	10451101	60	4890	1300	MISC REVENUE-OVERAGE/SHORTAGE	(498)	-	(100)	-	-
4287	511	10451101	60	4892	1300	MISC REVENUE-NSF CHECK FEE	-	-	-	-	-
4288	511	10451101	60	4895	1300	MISC REVENUE-OTHER REV	(6,127)	-	(11,000)	(8,000)	(8,000)
4289	511	10451101	60	4920	1301	CONTINENCY	-	(47,166)	-	-	-
4290	511	10451150	60	4290	1327	DEPT INTERGOV RECEIPTS RIG-LSR	-	-	-	-	-

Union County, NC - FY2010 Budget Worksheet							May 15th, 2009				
Line	Dept	Dept	Rev	Obj.	Proj.	Account	FY2008	FY2009		FY2010	
								Budget	Yr End	Dept.	Manager
No.	Code	Org. #	Exp	Code	Code	Description	Actual	Before Cuts	Estimate	Request	Recomm.
4291	511	10451150	60	4290	1337	DEPT INTERGOV RECEIPTS RIG-LSR	-	-	-	-	-
4292	511	10451150	60	4313	1320	FED GRANT-BIOTERRORISM	(20,000)	-	-	-	-
4293	511	10451150	60	4313	1329	FED GRANT-NC DEHNR-MCH BG	(36,715)	(64,254)	(64,254)	(33,625)	(33,625)
4294	511	10451150	60	4313	1336	FED GRANT-NC DEHNR-BCC/WW PROJ	(21,879)	(11,234)	(11,234)	(10,250)	(10,250)
4295	511	10451150	60	4313	1337	FED GRANT-NC DEHNR	(53,341)	(54,543)	(54,543)	(57,913)	(57,913)
4296	511	10451150	60	4315	1320	FED GRANT-CDC TB CONTROL	-	-	-	-	-
4297	511	10451150	60	4315	13203	FED GRANT-CDC TB CONTROL	-	-	-	-	-
4298	511	10451150	60	4320	1321	FED GRANT-IAP	(37,236)	(37,236)	(37,236)	(43,442)	(43,442)
4299	511	10451150	60	4321	1321	FED GRANT-SI	-	-	-	-	-
4300	511	10451150	60	4344	1324	FED GRANT-BLOCK GRANT-FP	(157,578)	(131,153)	(136,498)	(111,694)	(111,694)
4301	511	10451150	60	4345	1327	FED GRANT-MCH BLOCK GRANT	(22,113)	(38,786)	(38,786)	(38,774)	(38,774)
4302	511	10451150	60	4345	1328	FED GRANT-MCH BLOCK GRANT	-	-	-	-	-
4303	511	10451150	60	4346	1327	FED GRANT-DIV MED ASSIST-MEDC	-	-	-	-	-
4304	511	10451150	60	4346	13271	FED GRANT-DIV MED ASSIST-MEDC	(33,251)	(30,000)	(30,000)	(30,000)	(30,000)
4305	511	10451150	60	4366	1323	FED GRANT-FOR CANCER PROGRAMS	(23,054)	(27,319)	(27,319)	(28,560)	(28,560)
4306	511	10451150	60	4367	1320	FED GRANT-RYAN WHITE HIV	-	-	-	-	-
4307	511	10451150	60	4411	1334	ST GRANT-FOR HEALTH ADMIN	-	-	-	-	-
4308	511	10451150	60	4412	1334	ST GRANT-PTNRSHF FOR CHILDREN	-	-	-	-	-
4309	511	10451150	60	4413	1320	ST GRANT-NC DEPT EHNH	(7,416)	(7,416)	(7,416)	(7,416)	(7,416)
4310	511	10451150	60	4413	13201	ST GRANT-NC DEPT EHNH	(12,500)	(12,500)	(12,500)	(12,500)	(12,500)
4311	511	10451150	60	4413	13203	ST GRANT-NCEHNR-TB CONTROL	(3,810)	(3,810)	(3,810)	(3,810)	(3,810)
4312	511	10451150	60	4413	1322	ST GRANT-NC DEPT EHNH	-	-	-	-	-
4313	511	10451150	60	4413	1323	ST GRANT-NC DEPT EHNH	(11,825)	-	-	-	-
4314	511	10451150	60	4413	1327	ST GRANT-NC DEPT EHNH	(26,836)	(10,000)	(10,000)	(10,000)	(10,000)
4315	511	10451150	60	4413	1328	ST GRANT-NC DEPT EHNH-ORTHO	-	-	-	-	-
4316	511	10451150	60	4413	1329	ST GRANT-NC DEPT EHNH	(27,539)	-	-	-	-
4317	511	10451150	60	4413	1330	ST GRANT-NC DEPT EHNH	(2,300)	(3,500)	(3,500)	(3,500)	(3,500)
4318	511	10451150	60	4413	1331	ST GRANT-NC DEPT EHNH	-	-	-	-	-
4319	511	10451150	60	4413	1332	ST GRANT-NCEHNR-TB MEDICAL	(1,033)	(1,033)	(1,033)	(1,033)	(1,033)
4320	511	10451150	60	4413	1336	ST GRANT-NC DEPT EHNH	-	-	-	-	-
4321	511	10451150	60	4416	1324	ST GRANT-MINORITY HEALTH-LEP	-	-	-	-	-
4322	511	10451150	60	4416	1326	ST GRANT-FOR MOTHERS/CHILDREN	-	-	-	-	-
4323	511	10451150	60	4416	1327	ST GRANT-MINORITY HEALTH-LEP	-	-	-	-	-
4324	511	10451150	60	4420	1321	ST GRANT-CHILDHOOD IMMUNIZATN	-	-	-	-	-
4325	511	10451150	60	4430	1333	ST GRANT-DEPT OF HEALTH & H S	-	-	-	-	-
4326	511	10451150	60	4442	1324	ST GRANT-MCH BLOCK GRANT	(44,443)	(36,673)	(36,673)	(22,328)	(22,328)
4327	511	10451150	60	4447	13272	ST GRANT-SMART START	(48,738)	(51,566)	(51,566)	(50,364)	(50,364)
4328	511	10451150	60	4447	1333	ST GRANT-SMART START	-	-	-	-	-
4329	511	10451150	60	4447	13341	ST GRANT-SMART START	(109,000)	(97,056)	(97,056)	(97,056)	(97,056)
4330	511	10451150	60	4447	1335	ST GRANT-SMART START	(51,905)	(75,500)	-	-	-
4331	511	10451150	60	4447	1360	ST GRANT-SMART START	-	-	-	-	-
4332	511	10451150	60	4450	1320	STATE REIMBURSEMENT	-	-	-	-	-
4333	511	10451150	60	4450	1324	STATE REIMBURSEMENT	-	-	-	-	-
4334	511	10451150	60	4450	1327	STATE REIMBURSEMENT	-	-	-	-	-
4335	511	10451150	60	4520	1320	DEPT SRV CHRGS-3RD PARTY	(17,670)	(16,600)	(20,075)	(15,800)	(15,800)
4336	511	10451150	60	4520	1321	DEPT SRV CHRGS-3RD PARTY	(45,270)	(30,500)	(40,806)	(54,000)	(54,000)
4337	511	10451150	60	4520	1323	DEPT SRV CHRGS-3RD PARTY MDCCD	(101)	-	-	-	-
4338	511	10451150	60	4520	1324	DEPT SRV CHRGS-3RD PARTY	(175,023)	(145,000)	(192,215)	(190,000)	(190,000)
4339	511	10451150	60	4520	1327	DEPT SRV CHRGS-3RD PARTY	(754,031)	(675,000)	(710,000)	(710,000)	(710,000)
4340	511	10451150	60	4520	1328	DEPT SRV CHRGS-3RD PARTY	-	-	-	-	-
4341	511	10451150	60	4520	1329	DEPT SRV CHRGS-3RD PARTY	(64,508)	(77,000)	(90,760)	(67,000)	(67,000)
4342	511	10451150	60	4520	1334	DEPT SRV CHRGS-3RD PARTY	(245,992)	(218,000)	(225,845)	(240,000)	(240,000)
4343	511	10451150	60	4521	1320	DEPT SRV CHRGS-PTNT FEES	(9,741)	(10,000)	(10,500)	(10,500)	(10,500)
4344	511	10451150	60	4521	1321	DEPT SRV CHRGS-PTNT FEES	(32,165)	(35,000)	(30,000)	(32,000)	(32,000)
4345	511	10451150	60	4521	1323	DEPT SRV CHRGS-PTNT FEES	(22)	-	-	-	-
4346	511	10451150	60	4521	1324	DEPT SRV CHRGS-PTNT FEES	(90,361)	(95,000)	(84,000)	(90,000)	(90,000)
4347	511	10451150	60	4521	1327	DEPT SRV CHRGS-PTNT FEES	(22,503)	(23,000)	(16,000)	(15,000)	(15,000)
4348	511	10451150	60	4521	1328	DEPT SRV CHRGS-PTNT FEES	-	-	-	-	-
4349	511	10451150	60	4521	1329	DEPT SRV CHRGS-PTNT FEES	-	-	-	-	-
4350	511	10451150	60	4521	1334	DEPT SRV CHRGS-PTNT FEES	(80,375)	(84,000)	(74,923)	(74,923)	(74,923)
4351	511	10451150	60	4523	1321	DEPT SRV CHARGES - MEDICARE	-	-	-	-	-
4352	511	10451150	60	4820	1334	MISC REVENUE-SALE OF PROPERTY	-	-	-	-	-
4353	511	10451150	60	4840	1320	MISC REVENUE-CONTR/DONATIONS	-	-	(100)	-	-
4354	511	10451150	60	4840	1321	MISC REVENUE-CONTR/DONATIONS	-	-	-	-	-
4355	511	10451150	60	4840	13272	MISC REVENUE-CONTR/DONATIONS	-	-	-	-	-
4356	511	10451150	60	4840	1329	MISC REVENUE-CONTR/DONATIONS	-	-	-	-	-
4357	511	10451150	60	4840	1334	MISC REVENUE-CONTR/DONATIONS	-	-	(482)	-	-
4358	511	10451150	60	4840	1337	MISC REVENUE-CONTR/DONATIONS	-	-	-	-	-
4359	511	10451150	60	4920	1320	CONTINENCY	-	-	-	-	-
4360	511	10451150	60	4920	1324	CONTINENCY	-	-	-	-	-
4361	511	10451150	60	4920	1327	CONTINENCY	-	-	-	-	-
4362	511	10451150	60	4920	13271	CONTINENCY	-	-	-	-	-
4363	511	10451150	60	4920	1330	CONTINENCY	-	-	-	-	-
4364	511	10451150	60	4920	1335	CONTINENCY	-	-	-	-	-
4365	511	10451151	60	4290	1350	DEPT INTERGOV RECEIPTS RIG-LSR	-	-	-	-	-
4366	511	10451151	60	4290	1354	DEPT INTERGOV RECEIPTS RIG-LSR	-	-	-	-	-
4367	511	10451151	60	4322	1350	FED GRANT-US DEPT HEALTH & HR	-	-	-	-	-
4368	511	10451151	60	4322	13502	FED GRANT-US DEPT HEALTH & HR	(13,957)	(12,932)	(12,932)	(13,657)	(13,657)

Union County, NC - FY2010 Budget Worksheet							May 15th, 2009				
Line	Dept	Dept	Rev	Obj.	Proj.	Account	FY2008	FY2009		FY2010	
								Budget	Yr End	Dept.	Manager
No.	Code	Org. #	Exp	Code	Code	Description	Actual	Before Cuts	Estimate	Request	Recomm.
4369	511	10451151	60	4413	1351	ST GRANT-NC DEPT EHNH	-	-	-	-	-
4370	511	10451151	60	4413	1352	ST GRANT-NC DEPT EHNH	-	-	-	-	-
4371	511	10451151	60	4422	1350	ST GRANT-DHNR	-	-	-	-	-
4372	511	10451151	60	4442	1350	ST GRANT-PREVLTH BLOCK GRANT	-	-	-	-	-
4373	511	10451151	60	4442	13502	ST GRANT-MAIN BLOCK GRANT	(6,453)	(7,478)	(7,478)	(6,453)	(6,453)
4374	511	10451151	60	4447	1351	ST GRANT-SMART START	-	-	-	-	-
4375	511	10451151	60	4510	1352	DEPT SRV CHRGS	-	-	-	-	-
4376	511	10451151	60	4521	1350	DEPT SRV CHRGS-PTNT FEES	-	-	-	-	-
4377	511	10451151	60	4840	1350	MISC REVENUE-CONTR/DONATIONS	(5,000)	-	-	-	-
4378	511	10451151	60	4840	13501	MISC REVENUE-CONTR/DONATIONS	-	-	-	-	-
4379	511	10451151	60	4840	13503	MISC REVENUE-CAROLINAS HEALTH	-	-	-	-	-
4380	511	10451151	60	4840	13504	MISC REVENUE-CONTR/DONATIONS	(72,952)	(66,952)	(61,952)	(50,952)	(50,952)
4381	511	10451151	60	4840	1351	MISC REVENUE-CON/DONATIONS	-	-	-	-	-
4382	511	10451151	60	4840	1352	MISC REVENUE-CONTR/DONATIONS	-	-	-	-	-
4383	511	10451151	60	4840	1353	MISC REVENUE-CONTR/DONATIONS	(66,789)	(32,500)	(32,500)	(43,330)	(43,330)
4384	511	10451151	60	4840	1354	MISC REVENUE-CONTR/DONATIONS	-	-	-	-	-
4385	511	10451151	60	4840	13541	MISC REVENUE-CONTR/DONATIONS	(9,038)	-	-	-	-
4386	511	10451151	60	4841	1350	MISC REVENUE-CONTR/DONATIONS	-	-	-	-	-
4387	511	10451152	60	4316	1360	FED GRANT-FOR WIC PROGRAMS	(49,560)	(59,257)	(59,257)	(61,842)	(61,842)
4388	511	10451152	60	4316	13601	FED GRANT-FOR WIC PROGRAMS	(165,150)	(185,946)	(185,946)	(210,265)	(210,265)
4389	511	10451152	60	4316	13602	FED GRANT-FOR WIC PROGRAMS	(277,312)	(339,360)	(339,360)	(309,213)	(309,213)
4390	511	10451152	60	4316	13603	FED GRANT-FOR WIC PROGRAMS	(15,780)	(22,702)	(22,702)	(37,106)	(37,106)
4391	511	10451152	60	4316	1363	FED GRANT-FOR WIC PROGRAMS	-	-	-	-	-
4392	511	10451152	60	4366	1363	FED GRANT-BF PEER COUNSELOR	(7,823)	(7,535)	(7,535)	(7,585)	(7,585)
4393	511	10451152	60	4447	1360	ST GRANT-SMART START	-	-	-	-	-
4394	511	10451152	60	4447	1362	ST GRANT-SMART START	(56,726)	(61,500)	(61,500)	(61,500)	(61,500)
4395	511	10451152	60	4498	13602	STATE - NCPH FOUNDATION DIABET	-	(2,500)	(2,500)	-	-
4396	511	10451152	60	4840	1360	MISC REVENUE-CONTR/DONATIONS	-	-	-	-	-
4397	511	10451152	60	4840	1361	MISC REVENUE-CONTR/DONATIONS	-	-	-	-	-
4398	511	10451152	60	4920	1362	CONTINENCY	-	-	-	-	-
4399	511	10451153	60	4313	1371	FED GRANT-NC DEHNH-TIM	-	-	-	-	-
4400	511	10451153	60	4345	1370	FED GRANT-MCH BLOCK GRANT	(26,384)	(46,174)	(46,174)	(46,174)	(46,174)
4401	511	10451153	60	4413	1371	ST GRANT-NC DEPT EHNH	-	-	-	-	-
4402	511	10451153	60	4416	1370	ST GRANT-MINORITY HEALTH-LEP	-	-	-	-	-
4403	511	10451153	60	4430	1372	ST GRANT-FOR MATERNAL CARE CO	-	-	-	-	-
4404	511	10451153	60	4445	1370	ST GRANT - HIGH RISK	(80,083)	(60,293)	(60,293)	(60,293)	(60,293)
4405	511	10451153	60	4450	1370	STATE REIMBURSEMENT	-	-	-	-	-
4406	511	10451153	60	4520	1370	DEPT SRV CHRGS-3RD PARTY	(653,000)	(630,000)	(724,750)	(700,000)	(700,000)
4407	511	10451153	60	4521	1370	DEPT SRV CHRGS-PTNT FEES	(93,172)	(95,000)	(94,600)	(95,000)	(95,000)
4408	511	10451153	60	4524	1370	DEPT SRV CHRGS-PNT FEES-OTHRSRV	-	-	-	-	-
4409	511	10451153	60	4840	1370	MISC REVENUE-CONTR/DONATIONS	-	-	-	-	-
4410	511	10451153	60	4840	1371	MISC REVENUE-CONTR/DONATIONS	-	-	-	-	-
4411	511	10451153	60	4920	1370	CONTINENCY	-	-	-	-	-
4412	511	10451154	60	4313	1392	FED GRANT-NC DEHNH	(742)	-	-	-	-
4413	511	10451154	60	4413	1390	ST GRANT-NC DEPT EHNH	-	(500)	-	-	-
4414	511	10451154	60	4413	1392	ST GRANT-NC DEPT EHNH	(25,199)	(21,441)	(16,994)	(16,000)	(16,000)
4415	511	10451154	60	4500		DEPT PERMIT CHARGES-RESIDENTIA	-	-	-	-	-
4416	511	10451154	60	4500	1390	DEPT PERMIT CHARGES	(402,416)	(375,000)	(252,000)	(252,000)	(252,000)
4417	511	10451154	60	4510	1390	DEPT SRV CHRGS	-	(25,500)	(3,250)	(7,500)	(7,500)
4418	511	10451154	60	4730	1390	INST FING PROCEEDS	-	-	-	-	-
4419	511	10451154	60	4890	1390	MISC REVENUE-OVERAGE/SHORTAGE	-	-	-	-	-
4420	511	10451154	60	4892	1390	MISC REVENUE-NSF CHECK FEE	(20)	-	(20)	-	-
4421	511	10451192	60	4921	1300	CONTINGENCY-DEPARTMENTAL-REV	-	-	-	-	-
4422					60 Total		(4,413,278)	(4,374,675)	(4,294,233)	(4,174,746)	(4,174,746)
4423	511 Total						3,473,241	4,708,034	3,616,979	3,942,761	3,891,248
4424	520	10552000	52	5357		IDC-PROP MGNT OPER CHARGES	60,865	69,456	69,456	66,743	66,743
4425	520	10552000	52	5410		RENTAL OF REAL PROPERTY	104,924	110,800	110,800	111,682	111,682
4426	520	10552000	52	5450		INSURANCE AND BONDING	2,306	1,594	1,594	1,594	1,594
4427					52 Total		168,095	181,850	181,850	180,019	180,019
4428	520	10552000	56	5698		PAYMENTS TO AGENCIES-5CENTS/B	20,753	21,000	21,000	21,400	21,400
4429	520	10552000	56	5699		PAYMENTS TO OTHER AGENCIES	518,801	400,000	400,000	632,833	632,833
4430	520	10552000	56	5920		CONTINGENCY	-	271,991	-	-	-
4431					56 Total		539,554	692,991	421,000	654,233	654,233
4432	520	10452000	60	4291		ABC5 PER BOTTLE-MONROE RIG-LSR	(15,887)	(18,000)	(17,400)	(18,000)	(18,000)
4433	520	10452000	60	4292		ABC5 PER BOTTLE-WAXHAW RIG-LSR	(5,367)	(3,400)	(3,600)	(3,400)	(3,400)
4434	520	10452000	60	4511		DEPT SRV CHRGS	(17,580)	(18,300)	(16,000)	(18,300)	(18,300)
4435	520	10452000	60	4860		MISC REVENUE-RENT INCOME	(333,000)	(85,860)	(83,904)	(83,904)	(83,904)
4436					60 Total		(371,834)	(125,560)	(120,904)	(123,604)	(123,604)
4437	520 Total						335,815	749,281	481,946	710,648	710,648
4438	531	10553101	51	5121	1450	SALARIES & WAGES	6,503,643	6,835,183	6,637,230	7,040,967	7,040,967
4439	531	10553101	51	5122	1450	SALARIES & WAGES-OVERTIME	10,444	5,427	5,369	15,000	15,000
4440	531	10553101	51	5126	1450	SALARIES & WAGES-TEMP AND PART	145,207	131,856	130,447	96,697	96,697
4441	531	10553101	51	5128	1450	TRAVEL ALLOWANCE	3,000	-	-	-	-
4442	531	10553101	51	5132	1450	SEPARATION ALLOWANCE	152,429	155,396	155,396	165,109	165,109
4443	531	10553101	51	5133	1450	401-K SUPP RET PLAN -LEO	-	-	-	-	-
4444	531	10553101	51	5134	1450	401-K SUPP RET PLAN -OTHER	325,705	332,045	332,045	352,799	352,799
4445	531	10553101	51	5170	1450	BOARD MEMBER COMPENSATION	2,576	2,900	1,784	2,625	2,625
4446	531	10553101	51	5180	1450	RET CONTRIB-LAW ENFORCEMENT	-	-	-	-	-

Union County, NC - FY2010 Budget Worksheet							May 15th, 2009				
Line	Dept	Dept	Rev	Obj.	Proj.	Account	FY2008	FY2009		FY2010	
								Budget	Yr End	Dept.	Manager
No.	Code	Org. #	Exp	Code	Code	Description	Actual	Before Cuts	Estimate	Request	Recomm.
4447	531	10553101	51	5181	1450	FICA CONTRIBUTIONS	488,055	495,475	495,475	547,380	547,380
4448	531	10553101	51	5182	1450	RET CONTRIB.- OTHER EMPLOYEES	318,539	324,739	324,739	345,037	345,037
4449	531	10553101	51	5183	1450	HEALTH INSURANCE	1,127,612	1,208,079	1,208,079	1,376,352	1,376,352
4450	531	10553101	51	5184	1450	HEALTH INSURANCE - RETIREES	178,766	248,956	248,956	273,852	273,852
4451	531	10553101	51	51841	1450	HEALTH INSURANCE - RETIREES	73,580	82,965	82,965	88,660	88,660
4452	531	10553101	51	51842	1450	HEALTH INSURANCE - OPEB	-	69,664	69,664	142,548	142,548
4453	531	10553101	51	5185	1450	UNEMPLOYMENT CLAIMS	18,077	16,105	16,105	-	-
4454	531	10553101	51	5186	1450	WORKERS COMPENSATION	-	-	-	-	-
4455	531	10553101	51	5187	1450	DENTAL INSURANCE	73,059	67,341	67,341	82,836	82,836
4456	531	10553101	51	5188	1450	DENTAL INS - RETIREES UNDER 65	11,696	14,112	14,112	14,112	14,112
4457	531	10553101	51	5189	1450	OTHER FRINGE BENEFITS	-	-	-	-	-
4458	531	10553101	51	5190	1450	LIFE INSURANCE - EMPLOYEES	11,385	11,563	11,563	-	-
4459	531	10553105	51	5126	1480	SALARIES & WAGES-TEMP AND PART	-	-	-	-	-
4460	531	10553105	51	5181	1480	FICA CONTRIBUTIONS	-	-	-	-	-
4461	531	10553105	51	5186	1480	WORKERS COMPENSATION	-	-	-	-	-
4462	531	10553105	51	5190	1480	LIFE INSURANCE - EMPLOYEES	-	-	-	-	-
4463	531	10553160	51	5121	1501	SALARIES & WAGES	317,882	250,089	247,416	253,988	253,988
4464	531	10553160	51	5121	1502	SALARIES & WAGES	257,093	276,191	273,239	270,650	270,650
4465	531	10553160	51	5121	1510	SALARIES & WAGES	131,060	121,620	120,320	72,746	72,746
4466	531	10553160	51	5122	1501	SALARIES & WAGES-OVERTIME	90	-	-	-	-
4467	531	10553160	51	5122	1502	SALARIES & WAGES-OVERTIME	11	61	60	200	200
4468	531	10553160	51	5122	1510	SALARIES & WAGES-OVERTIME	4,997	1,822	1,803	5,000	5,000
4469	531	10553160	51	5126	1501	SALARIES & WAGES-TEMP AND PART	21,339	21,998	21,763	15,751	15,751
4470	531	10553160	51	5126	1502	SALARIES & WAGES-TEMP AND PART	11,606	19,485	19,277	15,597	15,597
4471	531	10553160	51	5126	1510	SALARIES & WAGES-TEMP AND PART	25,691	29,700	29,383	24,128	24,128
4472	531	10553160	51	5132	1501	SEPARATION ALLOWANCE	7,409	5,789	5,789	5,943	5,943
4473	531	10553160	51	5132	1502	SEPARATION ALLOWANCE	6,017	6,395	6,395	6,338	6,338
4474	531	10553160	51	5132	1510	SEPARATION ALLOWANCE	3,184	2,858	2,858	1,843	1,843
4475	531	10553160	51	5134	1501	401-K SUPP RET PLAN -OTHER	15,832	12,371	12,371	12,699	12,699
4476	531	10553160	51	5134	1502	401-K SUPP RET PLAN -OTHER	12,855	13,666	13,666	13,543	13,543
4477	531	10553160	51	5134	1510	401-K SUPP RET PLAN -OTHER	6,803	6,108	6,108	3,937	3,937
4478	531	10553160	51	5181	1501	FICA CONTRIBUTIONS	25,159	19,870	19,870	20,635	20,635
4479	531	10553160	51	5181	1502	FICA CONTRIBUTIONS	20,092	21,902	21,902	21,913	21,913
4480	531	10553160	51	5181	1510	FICA CONTRIBUTIONS	12,354	11,656	11,656	7,870	7,870
4481	531	10553160	51	5182	1501	RET CONTRIB.- OTHER EMPLOYEES	15,484	12,099	12,099	12,420	12,420
4482	531	10553160	51	5182	1502	RET CONTRIB.- OTHER EMPLOYEES	12,572	11,674	11,674	13,245	13,245
4483	531	10553160	51	5182	1510	RET CONTRIB.- OTHER EMPLOYEES	6,653	5,973	5,973	3,851	3,851
4484	531	10553160	51	5183	1501	HEALTH INSURANCE	69,999	57,377	57,377	69,984	69,984
4485	531	10553160	51	5183	1502	HEALTH INSURANCE	32,007	34,449	34,449	38,880	38,880
4486	531	10553160	51	5183	1510	HEALTH INSURANCE	22,512	21,149	21,149	23,328	23,328
4487	531	10553160	51	51842	1501	HEALTH INSURANCE - OPEB	-	3,624	3,624	7,248	7,248
4488	531	10553160	51	51842	1502	HEALTH INSURANCE - OPEB	-	2,013	2,013	4,027	4,027
4489	531	10553160	51	51842	1510	HEALTH INSURANCE - OPEB	-	1,208	1,208	2,416	2,416
4490	531	10553160	51	5185	1501	UNEMPLOYMENT CLAIMS	-	-	-	-	-
4491	531	10553160	51	5185	1510	UNEMPLOYMENT CLAIMS	1,301	-	-	-	-
4492	531	10553160	51	5186	1501	WORKERS COMPENSATION	-	-	-	-	-
4493	531	10553160	51	5186	1502	WORKERS COMPENSATION	-	-	-	-	-
4494	531	10553160	51	5186	1510	WORKERS COMPENSATION	-	-	-	-	-
4495	531	10553160	51	5187	1501	DENTAL INSURANCE	4,624	3,423	3,423	4,212	4,212
4496	531	10553160	51	5187	1502	DENTAL INSURANCE	2,121	2,066	2,066	2,340	2,340
4497	531	10553160	51	5187	1510	DENTAL INSURANCE	1,698	1,367	1,367	1,404	1,404
4498	531	10553160	51	5190	1501	LIFE INSURANCE - EMPLOYEES	554	430	430	-	-
4499	531	10553160	51	5190	1502	LIFE INSURANCE - EMPLOYEES	446	479	479	-	-
4500	531	10553160	51	5190	1510	LIFE INSURANCE - EMPLOYEES	232	203	203	-	-
4501	531	10553161	51	5121	1530	SALARIES & WAGES	-	-	-	-	-
4502	531	10553161	51	5121	1532	SALARIES & WAGES	-	-	-	-	-
4503	531	10553161	51	5121	1533	SALARIES & WAGES	-	-	-	-	-
4504	531	10553161	51	5122	1533	SALARIES & WAGES-OVERTIME	-	-	-	-	-
4505	531	10553161	51	5126	1532	SALARIES & WAGES-TEMP AND PART	-	-	-	-	-
4506	531	10553161	51	5126	1533	SALARIES & WAGES-TEMP AND PART	-	-	-	-	-
4507	531	10553161	51	5132	1530	SEPARATION ALLOWANCE	-	-	-	-	-
4508	531	10553161	51	5132	1532	SEPARATION ALLOWANCE	-	-	-	-	-
4509	531	10553161	51	5132	1533	SEPARATION ALLOWANCE	-	-	-	-	-
4510	531	10553161	51	5134	1530	401-K SUPP RET PLAN -OTHER	-	-	-	-	-
4511	531	10553161	51	5134	1532	401-K SUPP RET PLAN -OTHER	-	-	-	-	-
4512	531	10553161	51	5134	1533	401-K SUPP RET PLAN -OTHER	-	-	-	-	-
4513	531	10553161	51	5181	1530	FICA CONTRIBUTIONS	-	-	-	-	-
4514	531	10553161	51	5181	1532	FICA CONTRIBUTIONS	-	-	-	-	-
4515	531	10553161	51	5181	1533	FICA CONTRIBUTIONS	-	-	-	-	-
4516	531	10553161	51	5182	1530	RET CONTRIB.- OTHER EMPLOYEES	-	-	-	-	-
4517	531	10553161	51	5182	1532	RET CONTRIB.- OTHER EMPLOYEES	-	-	-	-	-
4518	531	10553161	51	5182	1533	RET CONTRIB.- OTHER EMPLOYEES	-	-	-	-	-
4519	531	10553161	51	5183	1530	HEALTH INSURANCE	-	-	-	-	-
4520	531	10553161	51	5183	1532	HEALTH INSURANCE	-	-	-	-	-
4521	531	10553161	51	5183	1533	HEALTH INSURANCE	-	-	-	-	-
4522	531	10553161	51	5185	1533	UNEMPLOYMENT CLAIMS	-	-	-	-	-
4523	531	10553161	51	5186	1530	WORKERS COMPENSATION	-	-	-	-	-
4524	531	10553161	51	5186	1532	WORKERS COMPENSATION	-	-	-	-	-

Union County, NC - FY2010 Budget Worksheet							May 15th, 2009				
Line	Dept	Dept	Rev	Obj.	Proj.	Account	FY2008	FY2009		FY2010	
								Budget	Yr End	Dept.	Manager
No.	Code	Org. #	Exp	Code	Code	Description	Actual	Before Cuts	Estimate	Request	Recomm.
4525	531	10553161	51	5186	1533	WORKERS COMPENSATION	-	-	-	-	-
4526			51 Total				10,493,448	10,980,921	10,772,680	11,480,110	11,480,110
4527	531	10553101	52	5211	1450	CLEANING & JANITORIAL SUPPLIES	541	689	689	689	689
4528	531	10553101	52	5212	1450	WEARING APPARREL	368	233	233	318	318
4529	531	10553101	52	5220	1450	FOOD AND PROVISIONS	10,624	9,372	9,372	5,407	5,407
4530	531	10553101	52	5220	1452	FOOD AND PROVISIONS	1,458	1,605	1,605	1,500	1,500
4531	531	10553101	52	5232	1450	AUDIO VISUAL SUPPLIES	1,926	1,030	1,030	1,200	1,200
4532	531	10553101	52	5233	1450	PERIODICALS BOOKS & OTHER PUB	2,845	1,878	1,878	2,600	2,600
4533	531	10553101	52	5239	1450	MEDICAL SUPPLIES AND EQUIPMENT	926	1,207	1,207	645	645
4534	531	10553101	52	5260	1450	PRINTING AND OFFICE SUPPLIES	194,826	171,720	171,720	171,220	171,220
4535	531	10553101	52	5260	1452	PRINTING AND OFFICE SUPPLIES	399	400	400	400	400
4536	531	10553101	52	5265	1450	OFFICE COMPUTER EQUIPMENT	31,689	29,313	29,313	29,313	29,313
4537	531	10553101	52	5290	1450	TOOLS AND SUPPLIES	1,270	1,306	1,306	2,000	2,000
4538	531	10553101	52	5290	1452	TOOLS AND SUPPLIES	718	773	773	700	700
4539	531	10553101	52	5299	1450	MISCELLANEOUS	-	4,900	4,900	30,000	30,000
4540	531	10553101	52	5311	1450	TRAVEL	43,191	44,642	44,642	44,642	44,642
4541	531	10553101	52	5312	1450	TRAVEL SUBSISTENCE	20,626	21,055	21,055	21,055	21,055
4542	531	10553101	52	5321	1450	TELEPHONE AND COMMUNICATIONS	57,948	55,500	55,500	49,500	49,500
4543	531	10553101	52	5321	1452	TELEPHONE AND COMMUNICATIONS	592	1,600	1,600	800	800
4544	531	10553101	52	5325	1450	POSTAGE	57,243	60,040	60,040	55,040	55,040
4545	531	10553101	52	5330	1450	UTILITIES-FRANKLIN CRT RUN OUT	-	-	-	-	-
4546	531	10553101	52	5330	1452	UTILITIES	-	-	-	2,200	-
4547	531	10553101	52	5351	1450	MAINT & REPAIRS-BUILDINGS	3,140	2,810	2,810	7,310	7,310
4548	531	10553101	52	5352	1450	MAINT & REPAIRS-EQUIPMENT	2,495	1,800	1,800	2,655	2,655
4549	531	10553101	52	5353	1450	MAINT & REPAIRS-FUEL GAS	22,906	17,499	17,499	21,942	21,942
4550	531	10553101	52	5354	1450	MAINT AGREEMNTS-COMP.SOFTWARE	25,906	25,885	25,885	28,850	28,850
4551	531	10553101	52	5355	1450	MAINT & REPAIRS-INSUR REFUNDS	-	-	-	-	-
4552	531	10553101	52	5357	1450	IDC-PROP MGMT OPER CHARGES	226,298	258,052	258,052	247,970	247,970
4553	531	10553101	52	5358	1450	MAINT & REPAIRS-VEH INTERDEPT	8,509	10,892	10,892	10,977	10,977
4554	531	10553101	52	5359	1450	M&R-VEHICLE-PREVENTABLE ACCDNT	1,350	-	-	-	-
4555	531	10553101	52	5360	1450	M&R-VEHICLE-NONPREVENTABLES	1,140	3,872	3,872	202	-
4556	531	10553101	52	5370	1450	ADVERTISING/EMPL.RECOGNITION	2,523	870	870	900	900
4557	531	10553101	52	5381	1450	PROFESSIONAL SERVICES	948,330	1,149,217	1,149,217	915,180	915,180
4558	531	10553101	52	5382	1450	LEGAL SERVICES	175,513	154,686	154,686	166,000	166,000
4559	531	10553101	52	5383	1450	MEDICAL SERVICES	2,900	3,100	3,100	3,100	3,100
4560	531	10553101	52	5389	1450	OTHER PROF SRVS / N/A	46,589	47,767	47,767	49,914	49,914
4561	531	10553101	52	5392	1450	LAUNDRY AND DRY CLEANING	105	214	214	214	214
4562	531	10553101	52	5393	1452	TEMPORARY HELP SERVICES	-	-	-	-	-
4563	531	10553101	52	5395	1450	EDUCATION EXPENSES	11,678	12,000	12,000	17,018	17,018
4564	531	10553101	52	5396	1450	TRANSPORTATION-DOT	34,356	44,684	44,684	44,684	44,684
4565	531	10553101	52	5397	1450	TRANSPORTATION-TITLE IXX	-	-	-	-	-
4566	531	10553101	52	5398	1450	TRANSPORTATION	229,658	292,974	292,974	306,986	306,986
4567	531	10553101	52	5399	1450	PUBLIC ASSISTANCE	217,329	291,146	291,146	291,146	291,146
4568	531	10553101	52	5399	1451	PUBLIC ASSISTANCE	5,632	4,137	4,137	4,000	4,000
4569	531	10553101	52	5399	1452	PUBLIC ASSISTANCE	15,089	19,430	19,430	25,000	25,000
4570	531	10553101	52	5399	1512	PUBLIC ASSISTANCE	-	-	-	-	-
4571	531	10553101	52	53992	1451	PUBLIC ASSIST-REALTOR ASSOC	2,935	-	-	2,500	2,500
4572	531	10553101	52	53993	1450	PUBLIC ASSIST-RESIDENT H O	(150)	-	-	-	-
4573	531	10553101	52	5410	1450	RENTAL OF REAL PROPERTY	257,163	271,564	271,564	263,600	263,600
4574	531	10553101	52	5410	1452	RENTAL OF REAL PROPERTY	465	500	500	2,000	2,000
4575	531	10553101	52	5430	1450	RENTAL OF EQUIPMENT	7,615	8,800	8,800	9,457	9,457
4576	531	10553101	52	5430	1452	RENTAL OF EQUIPMENT	-	1,193	1,193	300	300
4577	531	10553101	52	5450	1450	INSURANCE AND BONDING	49,697	41,662	41,662	41,662	41,662
4578	531	10553101	52	5451	1450	INSURANCE DEDUCTIBLE	-	-	-	-	-
4579	531	10553101	52	5491	1450	DUES AND MEMBERSHIPS	2,076	2,174	2,174	2,174	2,174
4580	531	10553105	52	5220	1480	FOOD AND PROVISIONS	1,810	1,845	1,845	1,845	1,845
4581	531	10553105	52	5260	1480	PRINTING AND OFFICE SUPPLIES	797	743	743	743	743
4582	531	10553105	52	5290	1480	TOOLS AND SUPPLIES	357	2,089	2,089	600	600
4583	531	10553105	52	5325	1480	POSTAGE	1,055	520	520	1,145	1,145
4584	531	10553105	52	5393	1480	TEMPORARY HELP SERVICES	-	-	-	1,020	1,020
4585	531	10553105	52	5410	1480	RENTAL OF REAL PROPERTY	-	-	-	820	820
4586	531	10553105	52	5430	1480	RENTAL OF EQUIPMENT	969	1,663	1,663	2,050	2,050
4587	531	10553105	52	5450	1480	INSURANCE AND BONDING	-	-	-	-	-
4588	531	10553160	52	5211	1510	CLEANING & JANITORIAL SUPPLIES	2,146	1,668	1,668	1,858	1,858
4589	531	10553160	52	5212	1501	WEARING APPARREL	1,012	932	932	932	932
4590	531	10553160	52	5220	1501	FOOD AND PROVISIONS	259	259	259	301	301
4591	531	10553160	52	5220	1502	FOOD AND PROVISIONS	207	320	320	320	320
4592	531	10553160	52	5220	1504	FOOD AND PROVISIONS	-	-	-	-	-
4593	531	10553160	52	5220	1506	FOOD AND PROVISIONS	970	995	995	995	995
4594	531	10553160	52	5220	1510	FOOD AND PROVISIONS	12,310	11,000	11,000	12,388	12,388
4595	531	10553160	52	5220	1513	FOOD AND PROVISIONS	-	-	-	-	-
4596	531	10553160	52	5220	1535	FOOD AND PROVISIONS	-	93	93	-	-
4597	531	10553160	52	5232	1513	AUDIO VISUAL SUPPLIES	-	-	-	-	-
4598	531	10553160	52	5233	1501	PERIODICALS BOOKS & OTHER PUB	187	187	187	222	222
4599	531	10553160	52	5233	1502	PERIODICALS BOOKS & OTHER PUB	427	334	334	334	334
4600	531	10553160	52	5233	1510	PERIODICALS BOOKS & OTHER PUB	287	200	200	256	256
4601	531	10553160	52	5239	1501	MEDICAL SUPPLIES AND EQUIPMENT	2,855	1,632	1,632	1,632	1,632
4602	531	10553160	52	5239	1510	MEDICAL SUPPLIES AND EQUIPMENT	120	75	75	194	194

Union County, NC - FY2010 Budget Worksheet							May 15th, 2009				
Line No.	Dept Code	Dept Org. #	Rev Exp	Obj Code	Proj Code	Account Description	FY2008 Actual	FY2009		FY2010	
								Budget Before Cuts	Yr End Estimate	Dept. Request	Manager Recomm.
4603	531	10553160	52	5260	1501	PRINTING AND OFFICE SUPPLIES	636	250	250	250	250
4604	531	10553160	52	5260	1502	PRINTING AND OFFICE SUPPLIES	1,148	117	117	600	600
4605	531	10553160	52	5260	1504	PRINTING AND OFFICE SUPPLIES	-	-	-	-	-
4606	531	10553160	52	5260	1506	PRINTING AND OFFICE SUPPLIES	-	-	-	-	-
4607	531	10553160	52	5260	1510	PRINTING AND OFFICE SUPPLIES	57	90	90	189	189
4608	531	10553160	52	5260	1513	PRINTING AND OFFICE SUPPLIES	-	-	-	-	-
4609	531	10553160	52	5260	1535	PRINTING AND OFFICE SUPPLIES	-	2,220	2,220	-	-
4610	531	10553160	52	5265	1535	OFFICE COMPUTER EQUIPMENT	-	1,000	1,000	-	-
4611	531	10553160	52	5290	1501	TOOLS AND SUPPLIES	-	150	150	150	150
4612	531	10553160	52	5290	1504	TOOLS AND SUPPLIES	-	-	-	-	-
4613	531	10553160	52	5290	1510	TOOLS AND SUPPLIES	3,462	1,000	1,000	2,229	2,229
4614	531	10553160	52	5290	1513	TOOLS AND SUPPLIES	-	-	-	-	-
4615	531	10553160	52	5299	1506	MISCELLANEOUS	-	-	-	-	-
4616	531	10553160	52	5299	1510	MISCELLANEOUS	848	1,100	1,100	1,210	1,210
4617	531	10553160	52	5311	1501	TRAVEL	34,860	26,550	26,550	34,440	34,440
4618	531	10553160	52	5311	1502	TRAVEL	7,433	5,840	5,840	5,840	5,840
4619	531	10553160	52	5311	1510	TRAVEL	48	50	50	108	108
4620	531	10553160	52	5311	1513	TRAVEL	-	-	-	-	-
4621	531	10553160	52	5311	1535	TRAVEL	-	15	15	-	-
4622	531	10553160	52	5312	1501	TRAVEL SUBSISTENCE	152	300	300	300	300
4623	531	10553160	52	5312	1502	TRAVEL SUBSISTENCE	40	328	328	328	328
4624	531	10553160	52	5312	1510	TRAVEL SUBSISTENCE	-	-	-	-	-
4625	531	10553160	52	5312	1513	TRAVEL SUBSISTENCE	-	-	-	-	-
4626	531	10553160	52	5312	1535	TRAVEL SUBSISTENCE	-	-	-	-	-
4627	531	10553160	52	5321	1502	TELEPHONE AND COMMUNICATIONS	-	-	-	-	-
4628	531	10553160	52	5321	1510	TELEPHONE AND COMMUNICATIONS	1,798	1,903	1,903	2,129	2,129
4629	531	10553160	52	5325	1502	POSTAGE	-	-	-	-	-
4630	531	10553160	52	5325	1510	POSTAGE	73	44	44	45	45
4631	531	10553160	52	5330	1510	UTILITIES	9,439	9,700	9,700	8,775	8,775
4632	531	10553160	52	5351	1510	MAINT & REPAIRS-BUILDINGS	952	900	900	923	923
4633	531	10553160	52	5352	1501	MAINT & REPAIRS-EQUIPMENT	-	-	-	-	-
4634	531	10553160	52	5352	1502	MAINT & REPAIRS-EQUIPMENT	1,564	1,369	1,369	1,383	1,383
4635	531	10553160	52	5352	1504	MAINT & REPAIRS-EQUIPMENT	-	-	-	-	-
4636	531	10553160	52	5352	1510	MAINT & REPAIRS-EQUIPMENT	335	100	100	325	325
4637	531	10553160	52	5352	1513	MAINT & REPAIRS-EQUIPMENT	-	-	-	-	-
4638	531	10553160	52	5353	1501	MAINT & REPAIRS-FUEL GAS	-	-	-	-	-
4639	531	10553160	52	5353	1510	MAINT & REPAIRS-FUEL GAS	2,752	1,484	1,484	2,128	2,128
4640	531	10553160	52	5353	1513	MAINT & REPAIRS-FUEL GAS	-	-	-	-	-
4641	531	10553160	52	5355	1501	MAINT & REPAIRS-INSUR REFUNDS	-	-	-	-	-
4642	531	10553160	52	5357	1510	IDC-PROP MGMT OPER CHARGES	28,014	31,951	31,951	29,423	29,423
4643	531	10553160	52	5358	1501	MAINT & REPAIRS-VEH INTERDEPT	-	-	-	-	-
4644	531	10553160	52	5358	1510	MAINT & REPAIRS-VEH INTERDEPT	602	3,124	3,124	3,148	3,148
4645	531	10553160	52	5359	1510	M&R-VEHICLE-PREVENTABLE ACCDNT	-	-	-	-	-
4646	531	10553160	52	5370	1504	ADVERTISING/EMPL.RECONGNITION	-	-	-	-	-
4647	531	10553160	52	5370	1506	ADVERTISING/EMPL.RECONGNITION	-	-	-	-	-
4648	531	10553160	52	5370	1513	ADVERTISING/EMPL.RECONGNITION	-	-	-	-	-
4649	531	10553160	52	5381	1501	PROFESSIONAL SERVICES	10,962	47,505	47,505	47,505	47,505
4650	531	10553160	52	5381	1502	PROFESSIONAL SERVICES	114	132	132	132	132
4651	531	10553160	52	5381	1503	PROFESSIONAL SERVICES	38	50	50	50	50
4652	531	10553160	52	5381	1504	PROFESSIONAL SERVICES	-	-	-	-	-
4653	531	10553160	52	5381	1506	PROFESSIONAL SERVICES	120,755	79,000	79,000	55,000	55,000
4654	531	10553160	52	5381	1508	PROFESSIONAL SERVICES	32,612	34,500	34,500	35,900	35,900
4655	531	10553160	52	5381	1510	PROFESSIONAL SERVICES	-	-	-	-	-
4656	531	10553160	52	5381	1513	PROFESSIONAL SERVICES	-	-	-	-	-
4657	531	10553160	52	5381	1535	PROFESSIONAL SERVICES	-	49,750	49,750	-	-
4658	531	10553160	52	5383	1501	MEDICAL SERVICES	615	440	440	440	440
4659	531	10553160	52	5383	1502	MEDICAL SERVICES	195	205	205	205	205
4660	531	10553160	52	5383	1504	MEDICAL SERVICES	-	-	-	-	-
4661	531	10553160	52	5383	1506	MEDICAL SERVICES	20,304	19,000	19,000	17,000	17,000
4662	531	10553160	52	5383	1510	MEDICAL SERVICES	335	250	250	388	388
4663	531	10553160	52	5383	1512	MEDICAL SERVICES	338	1,051	1,051	1,051	1,051
4664	531	10553160	52	5392	1501	LAUNDRY AND DRY CLEANING	-	-	-	-	-
4665	531	10553160	52	5392	1510	LAUNDRY AND DRY CLEANING	-	-	-	188	188
4666	531	10553160	52	5395	1501	EDUCATION EXPENSES	521	650	650	650	650
4667	531	10553160	52	5395	1502	EDUCATION EXPENSES	1,061	1,066	1,066	1,066	1,066
4668	531	10553160	52	5395	1510	EDUCATION EXPENSES	530	357	357	400	400
4669	531	10553160	52	5395	1513	EDUCATION EXPENSES	-	-	-	-	-
4670	531	10553160	52	5395	1535	EDUCATION EXPENSES	-	-	-	-	-
4671	531	10553160	52	5397	1505	PUBLIC ASSISTANCE-LINK SPECIAL	-	-	-	-	-
4672	531	10553160	52	5399	1501	PUBLIC ASSISTANCE	-	-	-	-	-
4673	531	10553160	52	5399	1502	PUBLIC ASSISTANCE	85,549	95,500	95,500	95,500	95,500
4674	531	10553160	52	5399	1503	PUBLIC ASSISTANCE	234,288	216,000	216,000	218,599	218,599
4675	531	10553160	52	5399	1504	PUBLIC ASSISTANCE	-	-	-	-	-
4676	531	10553160	52	5399	1505	PUBLIC ASSISTANCE	3,802	5,792	5,792	6,863	6,863
4677	531	10553160	52	5399	1506	PUBLIC ASSISTANCE	457,839	541,450	541,450	1,012,906	1,012,906
4678	531	10553160	52	5399	1508	PUBLIC ASSISTANCE	63,451	66,300	66,300	66,700	66,700
4679	531	10553160	52	5399	1509	PUBLIC ASSISTANCE	291,337	542,463	542,463	206,378	206,378
4680	531	10553160	52	5399	1511	PUBLIC ASSISTANCE	-	-	-	-	-

Union County, NC - FY2010 Budget Worksheet							May 15th, 2009				
Line	Dept	Dept	Rev	Obj.	Proj.	Account	FY2008	FY2009		FY2010	
								Budget	Yr End	Depart.	Manager
No.	Code	Org. #	Exp	Code	Code	Description	Actual	Before Cuts	Estimate	Request	Recomm.
4681	531	10553160	52	5399	1512	PUBLIC ASSISTANCE	87,765	5,000	5,000	5,000	5,000
4682	531	10553160	52	5399	1513	PUBLIC ASSISTANCE	-	-	-	-	-
4683	531	10553160	52	5399	1514	PUBLIC ASSIST-SHARE THE WARMTH	4,760	4,530	4,530	3,000	3,000
4684	531	10553160	52	53991	1505	PUBLIC ASSIST-NC ETV	-	-	-	50	-
4685	531	10553160	52	53991	1508	PUBLIC ASSIST-SPECIAL CHILDREN	-	111,000	111,000	111,000	111,000
4686	531	10553160	52	53991	1514	PUBLIC ASSIST-ENERGY NEIGHBOR	-	-	-	-	-
4687	531	10553160	52	53992	1505	PUBLIC ASSIST-SPECIAL LINK	7,793	3,500	3,500	3,500	3,500
4688	531	10553160	52	53994	1509	PUBLIC ASSIST-CIP DISASTER	-	-	-	-	-
4689	531	10553160	52	5410	1513	RENTAL OF REAL PROPERTY	-	-	-	-	-
4690	531	10553160	52	5430	1502	RENTAL OF EQUIPMENT	2,768	3,126	3,126	3,126	3,126
4691	531	10553160	52	5450	1501	INSURANCE AND BONDING	1,851	1,740	1,740	1,851	1,851
4692	531	10553160	52	5450	1502	INSURANCE AND BONDING	1,271	1,012	1,012	1,200	1,200
4693	531	10553160	52	5450	1510	INSURANCE AND BONDING	2,630	1,901	1,901	1,901	1,901
4694	531	10553160	52	5451	1510	INSURANCE DEDUCTIBLE	774	-	-	-	-
4695	531	10553160	52	5491	1502	DUES AND MEMBERSHIPS	75	82	82	336	336
4696	531	10553160	52	5491	1510	DUES AND MEMBERSHIPS	-	-	-	-	-
4697	531	10553160	52	5491	1535	DUES AND MEMBERSHIPS	-	-	-	-	-
4698	531	10553161	52	5211	1532	CLEANING & JANITORIAL SUPPLIES	-	-	-	-	-
4699	531	10553161	52	5211	1533	CLEANING & JANITORIAL SUPPLIES	-	-	-	-	-
4700	531	10553161	52	5220	1530	FOOD AND PROVISIONS	-	-	-	-	-
4701	531	10553161	52	5220	1532	FOOD AND PROVISIONS	-	-	-	-	-
4702	531	10553161	52	5220	1533	FOOD AND PROVISIONS	-	-	-	-	-
4703	531	10553161	52	5232	1530	AUDIO VISUAL SUPPLIES	-	-	-	-	-
4704	531	10553161	52	5232	1533	AUDIO VISUAL SUPPLIES	-	-	-	-	-
4705	531	10553161	52	5233	1530	PERIODICALS BOOKS & OTHER PUB	-	-	-	-	-
4706	531	10553161	52	5233	1533	PERIODICALS BOOKS & OTHER PUB	-	-	-	-	-
4707	531	10553161	52	5235	1533	AGRICULT ANIMAL SUPP AND EQUIP	-	-	-	-	-
4708	531	10553161	52	5239	1532	MEDICAL SUPPLIES AND EQUIPMENT	-	-	-	-	-
4709	531	10553161	52	5239	1533	MEDICAL SUPPLIES AND EQUIPMENT	-	-	-	-	-
4710	531	10553161	52	5260	1530	PRINTING AND OFFICE SUPPLIES	-	-	-	-	-
4711	531	10553161	52	5260	1533	PRINTING AND OFFICE SUPPLIES	-	-	-	-	-
4712	531	10553161	52	5290	1530	TOOLS AND SUPPLIES	-	-	-	-	-
4713	531	10553161	52	5290	1532	TOOLS AND SUPPLIES	-	-	-	-	-
4714	531	10553161	52	5290	1533	TOOLS AND SUPPLIES	-	-	-	-	-
4715	531	10553161	52	5299	1532	MISCELLANEOUS	-	-	-	-	-
4716	531	10553161	52	5311	1530	TRAVEL	-	-	-	-	-
4717	531	10553161	52	5311	1533	TRAVEL	-	-	-	-	-
4718	531	10553161	52	5312	1530	TRAVEL SUBSISTENCE	-	-	-	-	-
4719	531	10553161	52	5312	1533	TRAVEL SUBSISTENCE	-	-	-	-	-
4720	531	10553161	52	5321	1530	TELEPHONE AND COMMUNICATIONS	-	-	-	-	-
4721	531	10553161	52	5321	1533	TELEPHONE AND COMMUNICATIONS	-	-	-	-	-
4722	531	10553161	52	5325	1530	POSTAGE	-	-	-	-	-
4723	531	10553161	52	5325	1533	POSTAGE	-	-	-	-	-
4724	531	10553161	52	5330	1532	UTILITIES	-	-	-	-	-
4725	531	10553161	52	5330	1533	UTILITIES	-	-	-	-	-
4726	531	10553161	52	5351	1532	MAINT & REPAIRS-BUILDINGS	-	-	-	-	-
4727	531	10553161	52	5351	1533	MAINT & REPAIRS-BUILDINGS	-	-	-	-	-
4728	531	10553161	52	5352	1532	MAINT & REPAIRS-EQUIPMENT	-	-	-	-	-
4729	531	10553161	52	5352	1533	MAINT & REPAIRS-EQUIPMENT	-	-	-	-	-
4730	531	10553161	52	5353	1530	MAINT & REPAIRS-FUEL GAS	-	-	-	-	-
4731	531	10553161	52	5353	1533	MAINT & REPAIRS-FUEL GAS	-	-	-	-	-
4732	531	10553161	52	5354	1533	MAINT AGREEMNTS-COMP.SOFTWARE	-	-	-	-	-
4733	531	10553161	52	5356	1533	MAINT & REPAIRS-LAND & IMPRV	-	-	-	-	-
4734	531	10553161	52	5358	1533	MAINT & REPAIRS-VEH INTERDEPT	-	-	-	-	-
4735	531	10553161	52	5370	1533	ADVERTISING/EMPL.RECOGNITION	-	-	-	-	-
4736	531	10553161	52	5381	1530	PROFESSIONAL SERVICES	-	-	-	-	-
4737	531	10553161	52	5381	1533	PROFESSIONAL SERVICES	-	-	-	-	-
4738	531	10553161	52	5383	1530	MEDICAL SERVICES	-	-	-	-	-
4739	531	10553161	52	5392	1532	LAUNDRY AND DRY CLEANING	-	-	-	-	-
4740	531	10553161	52	5392	1533	LAUNDRY AND DRY CLEANING	-	-	-	-	-
4741	531	10553161	52	5395	1530	EDUCATION EXPENSES	-	-	-	-	-
4742	531	10553161	52	5395	1533	EDUCATION EXPENSES	-	-	-	-	-
4743	531	10553161	52	5398	1533	TRANSPORTATION	-	-	-	-	-
4744	531	10553161	52	5399	1530	PUBLIC ASSISTANCE	-	-	-	-	-
4745	531	10553161	52	5399	1531	PUBLIC ASSISTANCE	7,552,975	7,648,565	7,648,565	8,349,247	8,349,247
4746	531	10553161	52	5399	1534	PUBLIC ASSISTANCE	-	-	-	-	-
4747	531	10553161	52	5410	1532	RENTAL OF REAL PROPERTY	-	-	-	-	-
4748	531	10553161	52	5410	1533	RENTAL OF REAL PROPERTY	-	-	-	-	-
4749	531	10553161	52	5430	1532	RENTAL OF EQUIPMENT	-	-	-	-	-
4750	531	10553161	52	5430	1533	RENTAL OF EQUIPMENT	-	-	-	-	-
4751	531	10553161	52	5450	1530	INSURANCE AND BONDING	-	-	-	-	-
4752	531	10553161	52	5450	1532	INSURANCE AND BONDING	-	-	-	-	-
4753	531	10553161	52	5450	1533	INSURANCE AND BONDING	-	-	-	-	-
4754	531	10553161	52	5491	1533	DUES AND MEMBERSHIPS	-	-	-	-	-
4755	531	10553162	52	5399	1560	PUBLIC ASSISTANCE	-	-	-	-	-
4756	531	10553162	52	5399	1561	PUBLIC ASSISTANCE	92,457	72,998	72,998	92,000	92,000
4757				52 Total			11,928,182	12,743,246	12,743,246	13,345,680	13,343,228
4758	531	10553101	55	5510	1450	OFFICE FURNITURE AND EQUIPMENT	-	-	-	-	-

Union County, NC - FY2010 Budget Worksheet							May 15th, 2009				
Line	Dept	Dept	Rev	Obj.	Proj.	Account	FY2008	FY2009		FY2010	
								Budget	Yr End	Dept.	Manager
No.	Code	Org. #	Exp	Code	Code	Description	Actual	Before Cuts	Estimate	Request	Recomm.
4759	531	10553101	55	5540	1450	VEHICLES	-	-	-	-	-
4760	531	10553101	55	5550	1450	OTHER EQUIPMENT	-	-	-	-	-
4761	531	10553101	55	5580	1450	BUILDINGS AND IMPROVEMENTS	-	-	-	-	-
4762	531	10553160	55	5510	1501	OFFICE FURNITURE AND EQUIPMENT	-	-	-	-	-
4763	531	10553160	55	5510	1513	OFFICE FURNITURE AND EQUIPMENT	-	-	-	-	-
4764	531	10553160	55	5540	1510	VEHICLES	-	-	-	-	-
4765	531	10553160	55	5550	1510	OTHER EQUIPMENT	-	-	-	-	-
4766	531	10553160	55	5550	1513	OTHER EQUIPMENT	-	-	-	-	-
4767	531	10553160	55	5570	1510	LAND AND IMPROVEMENTS	-	-	-	-	-
4768	531	10553160	55	5580	1510	BUILDINGS AND IMPROVEMENTS	-	-	-	-	-
4769	531	10553161	55	5550	1532	OTHER EQUIPMENT	-	-	-	-	-
4770	531	10553161	55	5550	1533	OTHER EQUIPMENT	-	-	-	-	-
4771	531	10553161	55	5580	1533	BUILDINGS AND IMPROVEMENTS	-	-	-	-	-
4772			55 Total				-	-	-	-	-
4773	531	10553101	56	5630	1450	PAYMENTS TO OTHER GOV UNITS	46,369	46,257	46,257	51,042	51,042
4774	531	10553101	56	5699	1450	PAYMENTS TO OTHER AGENCIES	51,915	57,676	57,676	57,676	57,676
4775	531	10553101	56	5920	1450	CONTINGENCY	-	231,562	-	-	-
4776	531	10553101	56	5920	1451	CONTINGENCY	-	6,375	-	-	-
4777	531	10553101	56	5920	1452	CONTINGENCY	-	47,990	-	-	-
4778	531	10553105	56	5920	1480	CONTINGENCY	-	1,363	-	-	-
4779	531	10553160	56	5630	1500	PAYMENTS TO OTHER GOV UNITS	-	-	-	250	250
4780	531	10553160	56	5630	1507	PAYMENTS TO OTHER GOV UNITS	3,320	3,309	3,309	5,000	5,000
4781	531	10553160	56	5630	1508	PAYMENTS TO OTHER GOV UNITS	88,703	122,210	122,210	209,405	209,405
4782	531	10553160	56	5800	1510	INTERDEPARTMENTAL CHARGES	(32,520)	(90,000)	(90,000)	(75,000)	(75,000)
4783	531	10553160	56	5920	1500	CONTINGENCY	-	250	-	-	-
4784	531	10553160	56	5920	1501	CONTINGENCY	-	42,541	-	-	-
4785	531	10553160	56	5920	1502	CONTINGENCY	-	4,427	-	-	-
4786	531	10553160	56	5920	1503	CONTINGENCY	-	50	-	-	-
4787	531	10553160	56	5920	1504	CONTINGENCY	-	-	-	-	-
4788	531	10553160	56	5920	1505	CONTINGENCY	-	350	-	-	-
4789	531	10553160	56	5920	1506	CONTINGENCY	-	46,162	-	-	-
4790	531	10553160	56	5920	1507	CONTINGENCY	-	1,691	-	-	-
4791	531	10553160	56	5920	1508	CONTINGENCY	-	(34,310)	-	-	-
4792	531	10553160	56	5920	1509	CONTINGENCY	-	-	-	-	-
4793	531	10553160	56	5920	1510	CONTINGENCY	-	138,400	-	-	-
4794	531	10553160	56	5920	1511	CONTINGENCY	-	60,000	-	-	-
4795	531	10553160	56	5920	1512	CONTINGENCY	-	85,000	-	-	-
4796	531	10553160	56	5920	1514	CONTINGENCY	-	58	-	-	-
4797	531	10553160	56	5920	1535	CONTINGENCY	-	2,322	-	-	-
4798	531	10553161	56	5630	1530	PAYMENTS TO OTHER GOV UNITS	-	-	-	-	-
4799	531	10553161	56	5800	1533	INTERDEPARTMENTAL CHARGES	-	-	-	-	-
4800	531	10553161	56	5920	1531	CONTINGENCY	-	125,056	-	-	-
4801	531	10553162	56	5630	1560	PAYMENTS TO OTHER GOV UNITS	-	-	-	-	-
4802	531	10553162	56	5630	1562	PAYMENTS TO OTHER GOV UNITS	814,797	900,000	900,000	936,000	936,000
4803	531	10553162	56	5630	1563	PAYMENTS TO OTHER GOV UNITS	4,230,128	2,158,544	2,158,544	-	-
4804	531	10553162	56	5920	1561	CONTINGENCY	-	19,002	-	-	-
4805	531	10553162	56	5920	1562	CONTINGENCY	-	36,000	-	-	-
4806	531	10553162	56	5920	1563	CONTINGENCY	-	764,319	-	-	-
4807			56 Total				5,202,713	4,776,604	3,197,996	1,184,373	1,184,373
4808	531	10453101	60	4290	1450	DEPT INTERGOV - CITY OF MONROE	-	-	-	-	-
4809	531	10453101	60	4327	1450	FED GRANT-FEMA	-	-	-	-	-
4810	531	10453101	60	4342	1450	FED GRANT-BLOCK GRANT	(5,146,202)	(5,513,955)	(5,555,889)	(5,556,889)	(5,556,899)
4811	531	10453101	60	43421	1450	FEDERAL GRANT-IVE W EXCESS	-	-	-	-	-
4812	531	10453101	60	4346	1450	FED GRANT-RESTITUTION	(4,878)	(750)	(1,793)	(750)	(750)
4813	531	10453101	60	4350	1450	FED GRANT-RESTITUTION-FS	(7,274)	(4,000)	(8,500)	(8,500)	(8,500)
4814	531	10453101	60	4351	1450	FED GRANT - WORK FIRST DEMO	(20,100)	(105,100)	(94,000)	(94,000)	(94,000)
4815	531	10453101	60	4393	1450	FED GRANT-MA TRAVEL	(114,406)	(130,250)	(155,821)	(130,250)	(130,250)
4816	531	10453101	60	4395	1450	FED GRANT-ROAP-WORK FIRST	-	-	-	-	-
4817	531	10453101	60	4442	1450	ST GRANT-MAIN BG-1571 REIMB	(310,738)	(601,774)	(427,603)	(602,774)	(602,774)
4818	531	10453101	60	44421	1450	STATE GRANT-IVE W EXCESS	-	-	-	-	-
4819	531	10453101	60	4445	1450	ST GRANT-NCFAS	-	-	-	-	-
4820	531	10453101	60	4446	1450	ST GRANT-PROG INTEGRITY-INCEN	(703)	(200)	(890)	(200)	(200)
4821	531	10453101	60	4450	1450	STATE GRANT-RESTITUTION	-	-	-	-	-
4822	531	10453101	60	4458	1450	ST GRANT-STATE AID TO CO'S	(79,236)	(79,236)	(79,236)	(79,236)	(79,236)
4823	531	10453101	60	4485	1450	ST GRANT-ROAP-WORK FIRST	(34,352)	(34,352)	(44,684)	(44,684)	(44,684)
4824	531	10453101	60	4493	1450	ST GRANT-MA TRAVEL	(56,066)	(50,664)	(87,650)	(50,664)	(50,664)
4825	531	10453101	60	4510	1450	DEPT SERVICE CHARGES-ADOPT FEE	(8,175)	(6,500)	(3,497)	(6,500)	(6,500)
4826	531	10453101	60	4522	1450	DEPT SERV CHGS - HEALTH CHOICE	(39,450)	(39,000)	(39,000)	(42,000)	(42,000)
4827	531	10453101	60	4531	1450	DEPT SRV CHRGS-ST REIMB-MEDICD	(3,304)	(12,000)	(3,302)	(12,000)	(12,000)
4828	531	10453101	60	4532	1450	DEPT SRV CHRGS-ST REIMB-TRANSP	-	-	-	-	-
4829	531	10453101	60	4535	1450	DEPT SRV CHRGS-AGENCY REIMB	(32,724)	(46,000)	(27,885)	(25,380)	(25,380)
4830	531	10453101	60	4540	1450	DEPT SERVICE CHARGES-RESTITUTN	-	-	-	-	-
4831	531	10453101	60	4570	1450	DEPT SRV CHRGS-CONCESSIONS	-	-	-	-	-
4832	531	10453101	60	4840	1450	MISC REVENUE-CONTR/DONATIONS	-	-	-	-	-
4833	531	10453101	60	4840	1451	MISC REVENUE-CONTR/DONATIONS	(3,080)	(2,700)	(4,137)	(4,000)	(4,000)
4834	531	10453101	60	4840	1452	MISC REVENUE-CONTR/DONATIONS	(25,412)	(25,000)	(37,170)	(25,000)	(25,000)
4835	531	10453101	60	4842	1451	MISC REVENUE-REALTOR ASSOC	(4,887)	(2,500)	-	-	-
4836	531	10453101	60	4850	1450	MISC REVENUE-INSURANCE REFUNDS	(806)	-	-	-	-

Union County, NC - FY2010 Budget Worksheet							May 15th, 2009				
Line	Dept	Dept	Rev	Obj.	Proj.	Account	FY2008	FY2009		FY2010	
								Budget	Yr End	Dept.	Manager
No.	Code	Org. #	Exp	Code	Code	Description	Actual	Before Cuts	Estimate	Request	Recomm.
4837	531	10453101	60	4890	1450	MISC REVENUE-OVERAGE/SHORTAGE	-	-	-	-	-
4838	531	10453101	60	4892	1450	MISC REVENUE-NSF CHECK FEE	(50)	-	(25)	(50)	(50)
4839	531	10453101	60	4920	1450	CONTINENCY	-	51,696	-	-	-
4840	531	10453105	60	4301	1480	FED GRANT-FOR FOOD & NUTRITION	(4,988)	(8,223)	(8,223)	(8,223)	(8,223)
4841	531	10453160	60	4290	1505	DEPT INTERGOV RECEIPTS RIG-LSR	-	-	-	-	-
4842	531	10453160	60	4327	1501	FED GRANT-FEMA	-	-	-	-	-
4843	531	10453160	60	4332	1505	FED GRANT-FOR INDEPEND LIVING	(6,799)	(4,725)	(4,725)	(5,490)	(5,490)
4844	531	10453160	60	4333	1501	FED GRANT-TITLE III FOR AGING	-	-	-	-	-
4845	531	10453160	60	4334	1503	FED GRANT-FOR ADULT DAY CARE	(42,893)	(50,238)	(50,238)	(53,129)	(53,129)
4846	531	10453160	60	4339	1501	FED GRANT-HOME & COMM.CARE BG	(52,178)	(81,176)	(81,176)	(81,176)	(81,176)
4847	531	10453160	60	4339	1503	FED GRANT-HOME & COMM.CARE BG	(58,216)	(96,011)	(96,011)	(96,011)	(96,011)
4848	531	10453160	60	4340	1509	FED GRANT-LOW INCOME EA BG	(290,915)	(542,463)	(542,463)	(206,378)	(206,378)
4849	531	10453160	60	4342	1501	FED GRANT-BLOCK GRANT-IHA	(168,130)	(114,954)	(114,954)	(114,954)	(114,954)
4850	531	10453160	60	4342	1506	FED GRANT-SS BLOCK GRANT (XX)	(200,564)	(83,486)	(83,486)	(27,772)	(27,772)
4851	531	10453160	60	4342	1510	FED GRANT-SS BLOCK GRANT (XX)	(14,942)	(14,903)	(7,320)	-	-
4852	531	10453160	60	4344	1501	FED GRANT-BG-ADULT CARE HOME C	(30,600)	(36,550)	(28,550)	(36,550)	(36,550)
4853	531	10453160	60	4344	1505	FED GRANT-LINKS SPECIAL	(7,493)	-	-	-	-
4854	531	10453160	60	4379	1504	FED GRANT-FOR AFDC FOSTER CARE	-	-	-	-	-
4855	531	10453160	60	4379	1506	FED GRANT-FOR AFDC FOSTER CARE	(123,483)	(191,105)	(108,822)	(398,361)	(398,361)
4856	531	10453160	60	4380	1504	FED GRANT-FC IV-E REINVESTMENT	-	-	-	-	-
4857	531	10453160	60	4380	1506	FED GRANT-FOSTER CARE T#IV-E	(41,740)	(48,000)	(26,100)	(14,451)	(14,451)
4858	531	10453160	60	4381	1506	FED GRANT-ADOPT INCENTIVE FD	-	-	-	-	-
4859	531	10453160	60	4432	1503	ST GRANT-BLOCK GRANT	(55,470)	(42,363)	(42,363)	(44,801)	(44,801)
4860	531	10453160	60	4432	1505	ST GRANT-BLOCK GRANT-1571	(1,711)	(1,067)	(1,067)	(1,373)	(1,373)
4861	531	10453160	60	4440	1504	ST GRANT-TANF TEA TEA-MAX	-	-	-	-	-
4862	531	10453160	60	4440	1506	ST GRANT - 4-E WAIVER (1571)	-	-	-	-	-
4863	531	10453160	60	4441	1504	ST GRANT-FOR ST FOSTER CARE	-	-	-	-	-
4864	531	10453160	60	4442	1501	ST GRANT-MAIN BG-1571 REIMB	-	-	-	-	-
4865	531	10453160	60	4442	1506	ST GRANT-MAIN BLOCK GRANT	(106,593)	(55,000)	(55,000)	(9,507)	(9,507)
4866	531	10453160	60	4442	1510	ST GRANT-MAIN BLOCK GRANT	(2,086)	(2,081)	(1,022)	-	-
4867	531	10453160	60	4442	1514	ST GRANT-SHARE THE WARMTH	(4,760)	(4,588)	(4,530)	(3,000)	(3,000)
4868	531	10453160	60	44421	1514	ENERGY NEIGHBOR-STATE	-	-	-	-	-
4869	531	10453160	60	4444	1501	ST GRANT-1571-ADULT CARE HOME	(15,300)	(18,275)	(12,867)	(18,275)	(18,275)
4870	531	10453160	60	4444	1505	ST GRANT - LINKS - SPECIAL	(300)	(3,650)	(3,650)	(3,500)	(3,650)
4871	531	10453160	60	4444	1509	ST GRANT-CIP DISASTER FUND	-	-	-	-	-
4872	531	10453160	60	4445	1508	ST GRANT-SPECIAL CHILDREN	-	(111,000)	(111,000)	(111,000)	(111,000)
4873	531	10453160	60	4446	1513	ST GRANT-FAMILIES FOR KIDS	-	-	-	-	-
4874	531	10453160	60	4447	1535	ST GRANT-SMART START	-	(55,400)	(55,400)	-	-
4875	531	10453160	60	4449	1505	ST GRANT-NC EDUC & TRAIN VCHR	-	(200)	-	(50)	(50)
4876	531	10453160	60	4478	1506	ST GRANT-FOSTER CARE STATE	(82,061)	(72,000)	(131,922)	(280,650)	(280,650)
4877	531	10453160	60	4479	1504	ST GRANT-BG-IV E WAIVER	-	-	-	-	-
4878	531	10453160	60	4480	1506	ST GRANT-FOSTER CARE-IV E	-	-	(7,634)	-	-
4879	531	10453160	60	4497	1501	ST GRANT-HCC BLOCK GRANT	(28,995)	-	-	-	-
4880	531	10453160	60	4497	1503	ST GRANT-HCC BLOCK GRANT	(32,350)	-	-	-	-
4881	531	10453160	60	4510	1501	DEPT SERVICE CHARGES	(723)	(1,000)	-	(500)	(500)
4882	531	10453160	60	4510	1502	DEPT SERVICE CHARGES	-	-	-	-	-
4883	531	10453160	60	4510	1504	DEPT SERVICE CHARGES	-	-	-	-	-
4884	531	10453160	60	4510	1506	DEPT SERVICE CHARGES	(19,602)	(14,000)	(14,000)	(14,000)	(14,000)
4885	531	10453160	60	4511	1501	MEDICAID AT RISK	-	-	-	-	-
4886	531	10453160	60	4530	1508	DEPT SRV CHRGS-ST REIMB	(76,768)	(70,550)	(80,150)	(98,025)	(98,025)
4887	531	10453160	60	4531	1502	DEPT SRV CHRGS-ST REIMB-MEDICD	(365,792)	(375,250)	(328,950)	(385,000)	(385,000)
4888	531	10453160	60	4533	1504	DEPT SRV CHRGS-ST REIMB-CHLDSP	-	-	-	-	-
4889	531	10453160	60	4533	1506	DEPT SRV CHRGS-ST REIMB-CHLDSP	(8,293)	(7,000)	(8,700)	(8,000)	(8,000)
4890	531	10453160	60	4540	1509	DEPT SRV CHRGS-RESTITUTION	-	-	-	-	-
4891	531	10453160	60	4540	1510	DEPT SRV CHRGS-RESTITUTION	-	-	-	-	-
4892	531	10453160	60	4840	1502	MISC REVENUE-CONTR/DONATIONS	-	-	-	-	-
4893	531	10453160	60	4840	1514	MISC REVENUE-CONTR/DONATIONS	-	-	-	-	-
4894	531	10453160	60	4920	1501	CONTINENCY	-	22,171	-	-	-
4895	531	10453161	60	4301	1532	FED GRANT-FOR FOOD & NUTRITION	-	-	-	-	-
4896	531	10453161	60	4343	1531	FED GRANT-FOR CHILD WELFARE	(4,615,363)	-	-	-	-
4897	531	10453161	60	4351	1530	FED GRANT-FOR JOBS PROGRAMS	-	-	-	-	-
4898	531	10453161	60	4357	1534	FED GRANT-FSA REVENUE	-	-	-	-	-
4899	531	10453161	60	4442	1533	ST GRANT-MAIN BLOCK GRANT	-	-	-	-	-
4900	531	10453161	60	4443	1531	ST GRANT-FOR CHILD WELFARE	(1,705,719)	(6,595,981)	(6,473,441)	(7,174,123)	(7,174,123)
4901	531	10453161	60	4443	1533	ST GRANT-FOR CHILD WELFARE	-	-	-	-	-
4902	531	10453161	60	4447	1531	ST GRANT-SMART START	(1,231,892)	(1,177,640)	(1,175,124)	(1,175,124)	(1,175,124)
4903	531	10453161	60	4448	1531	ST GRANT-HEADSTRT WRAP AROUND	-	-	-	-	-
4904	531	10453161	60	4510	1532	DEPT SERVICE CHARGES	-	-	-	-	-
4905	531	10453161	60	4510	1533	DEPT SERVICE CHARGES	(60)	-	-	-	-
4906	531	10453161	60	4530	1534	DEPT SRV CHRGS-ST REIMB-AAF/TR	-	-	-	-	-
4907	531	10453161	60	4840	1533	MISC REVENUE-CONTR/DONATIONS	-	-	-	-	-
4908	531	10453162	60	4364	1560	FED GRANT-AFDC ADMIN TITLE IVA	-	-	-	-	-
4909	531	10453162	60	4364	1561	FED GRANT-AFDC ADMIN TITLE IVA	-	-	-	-	-
4910	531	10453162	60	4491	1563	ST GRANT-MEDICAID	(99,914)	-	-	-	-
4911	531	10453162	60	4540	1561	DEPT SRV CHRGS-RESTITUTION	-	-	-	-	-
4912					60 Total		(15,388,537)	(16,458,992)	(16,229,970)	(17,052,300)	(17,052,460)
4913	531	Total					12,235,806	12,041,779	10,483,952	8,957,863	8,955,251
4914	560	10556000	56	5630		PAYMENTS TO OTHER GOV UNITS	1,000	1,000	1,000	1,000	1,000

Union County, NC - FY2010 Budget Worksheet							May 15th, 2009				
Line	Dept	Dept	Rev	Obj.	Proj.	Account	FY2008	FY2009		FY2010	
								Budget	Yr End	Depart.	Manager
No.	Code	Org. #	Exp	Code	Code	Description	Actual	Before Cuts	Estimate	Request	Recomm.
4915	560	10556000	56	5699		PAYMENTS TO OTHER AGENCIES	-	-	-	1,175	1,175
4916	560	10556000	56	5920		CONTINGENCY	-	1,387	-	-	-
4917							1,000	2,387	1,000	2,175	2,175
4918	560 Total						1,000	2,387	1,000	2,175	2,175
4919	564	10556400	56	5699		PAYMENTS TO OTHER AGENCIES	100,000	25,000	25,000	50,000	22,500
4920							100,000	25,000	25,000	50,000	22,500
4921	564 Total						100,000	25,000	25,000	50,000	22,500
4922	566	10556600	56	5699		PAYMENTS TO OTHER AGENCIES	-	25,000	25,000	22,500	22,500
4923	566	10556600	56	5920		CONTINGENCY	-	25,000	-	-	-
4924							-	50,000	25,000	22,500	22,500
4925	566 Total						-	50,000	25,000	22,500	22,500
4926	567	10556700	56	5699		PAYMENTS TO OTHER AGENCIES	-	-	-	25,000	-
4927							-	-	-	25,000	-
4928	567 Total						-	-	-	25,000	-
4929	568	10556800	56	5699		PAYMENTS TO OTHER AGENCIES	-	-	-	-	-
4930							-	-	-	-	-
4931	568 Total						-	-	-	-	-
4932	569	10556900	56	5630		PAYMENTS TO OTHER GOV UNITS	70,712	106,512	106,512	98,859	98,859
4933	569	10556900	56	5699		PAYMENTS TO OTHER AGENCIES	-	-	-	-	-
4934	569	10556900	56	5920		CONTINGENCY	-	6,101	-	-	-
4935							70,712	112,613	106,512	98,859	98,859
4936	569	10456900	60	4290		DEPT INTERGOV RECEIPTS RIG-LSR	-	-	-	-	-
4937							-	-	-	-	-
4938	569 Total						70,712	112,613	106,512	98,859	98,859
4939	570	10557400	51	5121	1603	SALARIES & WAGES	-	-	-	-	-
4940	570	10557400	51	5126	1603	SALARIES & WAGES-TEMP AND PART	-	-	-	-	-
4941	570	10557400	51	5132	1603	SEPARATION ALLOWANCE	-	-	-	-	-
4942	570	10557400	51	5134	1603	401-K SUPP RET PLAN -OTHER	-	-	-	-	-
4943	570	10557400	51	5181	1603	FICA CONTRIBUTIONS	-	-	-	-	-
4944	570	10557400	51	5182	1603	RET CONTRIB.- OTHER EMPLOYEES	-	-	-	-	-
4945	570	10557400	51	5183	1603	HEALTH INSURANCE	-	-	-	-	-
4946	570	10557400	51	5186	1603	WORKERS COMPENSATION	-	-	-	-	-
4947	570	10557400	51	5187	1603	DENTAL INSURANCE	-	-	-	-	-
4948	570	10557400	51	5190	1603	LIFE INSURANCE - EMPLOYEES	-	-	-	-	-
4949							-	-	-	-	-
4950	570	10557000	52	5220	1600	FOOD AND PROVISIONS	-	-	-	-	-
4951	570	10557000	52	5260	1600	PRINTING AND OFFICE SUPPLIES	133	150	150	40	40
4952	570	10557000	52	5311	1600	TRAVEL	-	-	-	-	-
4953	570	10557000	52	5312	1600	TRAVEL SUBSISTENCE	-	-	-	-	-
4954	570	10557000	52	5321	1600	TELEPHONE AND COMMUNICATIONS	-	-	-	-	-
4955	570	10557000	52	5325	1600	POSTAGE	-	-	-	-	-
4956	570	10557000	52	5370	1600	ADVERTISING/EMPL.RECOGNITION	48	340	340	60	60
4957	570	10557000	52	5381	1600	PROFESSIONAL SERVICES	7,710	15,010	15,010	7,800	7,800
4958	570	10557000	52	5395	1600	EDUCATION EXPENSES	-	-	-	-	-
4959	570	10557000	52	5430	1600	RENTAL OF EQUIPMENT	-	-	-	-	-
4960	570	10557100	52	5299	1601	MISCELLANEOUS	-	-	-	-	-
4961	570	10557400	52	5220	1603	FOOD AND PROVISIONS	-	-	-	-	-
4962	570	10557400	52	5232	1603	AUDIO VISUAL SUPPLIES	-	-	-	-	-
4963	570	10557400	52	5233	1603	PERIODICALS BOOKS & OTHER PUB	-	-	-	-	-
4964	570	10557400	52	5260	1603	PRINTING AND OFFICE SUPPLIES	-	-	-	-	-
4965	570	10557400	52	5290	1603	TOOLS AND SUPPLIES	-	-	-	-	-
4966	570	10557400	52	5311	1603	TRAVEL	-	-	-	-	-
4967	570	10557400	52	5312	1603	TRAVEL SUBSISTENCE	-	-	-	-	-
4968	570	10557400	52	5381	1603	PROFESSIONAL SERVICES	-	-	-	-	-
4969	570	10557400	52	5395	1603	EDUCATION EXPENSES	-	-	-	-	-
4970	570	10557400	52	5399	1603	PUBLIC ASSISTANCE	-	-	-	-	-
4971	570	10557400	52	5450	1603	INSURANCE AND BONDING	-	-	-	-	-
4972							7,891	15,500	15,500	7,900	7,900
4973	570	10557000	55	5510	1600	OFFICE FURNITURE AND EQUIPMENT	-	-	-	-	-
4974							-	-	-	-	-
4975	570	10557000	56	5630	1600	PAYMENTS TO OTHER GOV UNITS	-	-	-	-	-
4976	570	10557000	56	5699		PAYMENTS TO OTHER AGENCIES	-	-	-	-	-
4977	570	10557000	56	5699	1610	PAYMENTS TO OTHER AGENCIES	21,004	31,950	31,950	52,592	52,592
4978	570	10557000	56	5699	1611	PAYMENTS TO OTHER AGENCIES	-	3,750	3,750	7,500	7,500
4979	570	10557000	56	5699	1612	PAYMENTS TO OTHER AGENCIES	-	44,260	44,260	69,488	69,488
4980	570	10557000	56	5699	1613	PAYMENTS TO OTHER AGENCIES	-	-	-	33,818	33,818
4981	570	10557000	56	5920	1600	CONTINGENCY	-	-	-	-	-
4982	570	10557100	56	5694	1601	PAYMENTS TO OA-STRUCTURED DAY	-	-	-	-	-
4983	570	10557100	56	5699	1601	PAYMENTS TO OTHER AGENCIES	195,000	97,500	97,500	-	-
4984	570	10557100	56	5920	1601	CONTINGENCY	-	38,544	-	-	-
4985	570	10557200	56	5699	1602	PAYMENTS TO OTHER AGENCIES	-	-	-	-	-
4986	570	10557400	56	5699	1603	PAYMENTS TO OTHER AGENCIES	-	-	-	-	-
4987	570	10557500	56	5699	1604	PAYMENTS TO OTHER AGENCIES	24,174	32,794	32,794	35,000	35,000
4988	570	10557600	56	5699	1605	PAYMENTS TO OTHER AGENCIES	-	-	-	-	-
4989	570	10557700	56	5630	1606	PAYMENTS TO OTHER GOV UNITS	-	-	-	-	-
4990	570	10557800	56	5699	1607	PAYMENTS TO OTHER AGENCIES	30,601	40,706	40,706	41,140	41,140
4991	570	10557800	56	5920	1607	CONTINGENCY	-	5,000	-	-	-
4992							270,779	294,504	250,960	239,538	239,538

Union County, NC - FY2010 Budget Worksheet							May 15th, 2009				
Line	Dept	Dept	Rev	Obj.	Proj.	Account	FY2008	FY2009		FY2010	
								Budget	Yr End	Dept.	Manager
No.	Code	Org. #	Exp	Code	Code	Description	Actual	Before Cuts	Estimate	Request	Recomm.
4993	570	10457000	60	4496	1600	ST GRANT-FOR COMM BASED PROGS	(7,853)	(15,500)	(15,500)	(7,900)	(7,900)
4994	570	10457000	60	4496	1601	ST GRANT-FOR COMM BASED PROGS	-	-	-	-	-
4995	570	10457000	60	4496	1604	ST GRANT-FOR COMM BASED PROGS	-	-	-	-	-
4996	570	10457000	60	4496	1607	ST GRANT-FOR COMM BASED PROGS	-	-	-	-	-
4997	570	10457000	60	4496	1610	ST GRANT-FOR COMM BASED PROGS	(21,004)	(31,950)	(31,950)	(52,592)	(52,592)
4998	570	10457000	60	4496	1611	ST GRANT-FOR COMM BASED PROGS	-	(3,750)	(3,750)	(7,500)	(7,500)
4999	570	10457000	60	4496	1612	ST GRANT-FOR COMM BASED PROGS	-	(44,260)	(44,260)	(69,488)	(69,488)
5000	570	10457000	60	4496	1613	ST GRANT-FOR COMM BASED PROGS	-	-	-	(33,818)	(33,818)
5001	570	10457100	60	4407	1601	ST GRANT-STRUCTURE DAY	-	-	-	-	-
5002	570	10457100	60	4496	1601	ST GRANT-FOR COMM BASED PROGS	(195,000)	(97,500)	(97,500)	-	-
5003	570	10457100	60	4920	1601	CONTINENCY	-	(38,544)	-	-	-
5004	570	10457200	60	4496	1602	ST GRANT-FOR COMM BASED PROGS	-	-	-	-	-
5005	570	10457400	60	4496	1603	ST GRANT-FOR COMM BASED PROGS	-	-	-	-	-
5006	570	10457500	60	4496	1604	ST GRANT-FOR COMM BASED PROGS	(24,174)	(32,794)	(32,794)	(35,000)	(35,000)
5007	570	10457600	60	4496	1605	ST GRANT-FOR COMM BASED PROGS	-	-	-	-	-
5008	570	10457700	60	4496	1606	ST GRANT-FOR COMM BASED PROGS	-	-	-	-	-
5009	570	10457800	60	4496	1607	ST GRANT-FOR COMM BASED PROGS	(30,601)	(37,602)	(40,706)	(41,140)	(41,140)
5010	570	10457800	60	4920	1607	CONTINENCY	-	(8,104)	-	-	-
5011				60 Total			(278,632)	(310,004)	(266,460)	(247,438)	(247,438)
5012	570 Total						38	-	-	-	-
5013	573	10557300	52	5220	1609	FOOD AND PROVISIONS	131	-	-	-	-
5014	573	10557300	52	5220	16092	FOOD AND PROVISIONS	215	-	-	-	-
5015	573	10557300	52	5260	1609	PRINTING AND OFFICE SUPPLIES	8,285	-	-	-	-
5016	573	10557300	52	5260	16092	PRINTING AND OFFICE SUPPLIES	2	-	-	-	-
5017	573	10557300	52	5265	16092	OFFICE COMPUTER EQUIPMENT	-	-	-	-	-
5018	573	10557300	52	5311	1609	TRAVEL	3,337	-	-	-	-
5019	573	10557300	52	5311	16092	TRAVEL	1,116	-	-	-	-
5020	573	10557300	52	5312	1609	TRAVEL SUBSISTENCE	2,119	-	-	-	-
5021	573	10557300	52	5312	16092	TRAVEL SUBSISTENCE	167	-	-	-	-
5022	573	10557300	52	5321	1609	TELEPHONE AND COMMUNICATIONS	581	-	-	-	-
5023	573	10557300	52	5321	16092	TELEPHONE AND COMMUNICATIONS	-	-	-	-	-
5024	573	10557300	52	5325	1609	POSTAGE	56	-	-	-	-
5025	573	10557300	52	5325	16092	POSTAGE	-	-	-	-	-
5026	573	10557300	52	5354	1609	MAINT AGREEMNTS-COMP.SOFTWARE	-	-	-	-	-
5027	573	10557300	52	5370	1609	ADVERTISING/EMPL.RECONGNITION	-	-	-	-	-
5028	573	10557300	52	5381	1609	PROFESSIONAL SERVICES	40,648	-	-	-	-
5029	573	10557300	52	5381	16092	PROFESSIONAL SERVICES	3,500	-	-	-	-
5030	573	10557300	52	5395	1609	EDUCATION EXPENSES	-	-	-	-	-
5031	573	10557300	52	5410	1609	RENTAL OF REAL PROPERTY	300	-	-	-	-
5032	573	10557300	52	5410	16092	RENTAL OF REAL PROPERTY	-	-	-	-	-
5033				52 Total			60,457	-	-	-	-
5034	573	10557300	56	5699	1609	PAYMENTS TO OTHER AGENCIES	-	-	-	-	-
5035	573	10557300	56	5920	1609	CONTINGENCY	-	6,551	-	-	-
5036	573	10557300	56	5920	16092	CONTINGENCY	-	-	-	-	-
5037				56 Total			-	6,551	-	-	-
5038	573	10457300	60	4310	1609	FED GRANT-OJP -DMC	(54,737)	(6,552)	-	-	-
5039	573	10457300	60	4496	1609	ST GRANT-FOR COMM BASED PROGS	-	-	-	-	-
5040	573	10457300	60	4840	16092	MISC REVENUE-CONTR/DONATIONS	(5,000)	-	-	-	-
5041				60 Total			(59,737)	(6,552)	-	-	-
5042	573 Total						720	(1)	-	-	-
5043	579	10557900	56	5699	1608	PAYMENTS TO OTHER AGENCIES	-	-	-	-	-
5044				56 Total			-	-	-	-	-
5045	579	10457900	60	4496	1608	ST GRANT-FOR COMM BASED PROGS	-	-	-	-	-
5046				60 Total			-	-	-	-	-
5047	579 Total						-	-	-	-	-
5048	580	10558000	56	5699		PAYMENTS TO OTHER AGENCIES	25,000	25,000	25,000	25,000	22,500
5049				56 Total			25,000	25,000	25,000	25,000	22,500
5050	580 Total						25,000	25,000	25,000	25,000	22,500
5051	581	10558100	51	5121	1680	SALARIES & WAGES	384,486	425,515	420,966	406,760	406,760
5052	581	10558100	51	5122	1680	SALARIES & WAGES-OVERTIME	-	-	-	-	-
5053	581	10558100	51	5126	1680	SALARIES & WAGES-TEMP AND PART	274,431	293,358	290,222	279,279	279,279
5054	581	10558100	51	5132	1680	SEPARATION ALLOWANCE	8,997	9,811	9,811	9,518	9,518
5055	581	10558100	51	5134	1680	401-K SUPP RET PLAN -OTHER	19,224	20,964	20,964	20,338	20,338
5056	581	10558100	51	5139	1680	COMMUTING - NONCASH	-	-	-	-	-
5057	581	10558100	51	5181	1680	FICA CONTRIBUTIONS	48,491	52,292	52,292	52,482	52,482
5058	581	10558100	51	5182	1680	RET CONTRIB. - OTHER EMPLOYEES	18,801	20,502	20,502	19,891	19,891
5059	581	10558100	51	5183	1680	HEALTH INSURANCE	83,989	78,464	78,464	77,760	77,760
5060	581	10558100	51	5184	1680	HEALTH INSURANCE - RETIREES	4,940	1,980	1,980	2,178	2,178
5061	581	10558100	51	51841	1680	HEALTH INSURANCE - RETIREES	-	2,098	2,098	3,339	3,339
5062	581	10558100	51	51842	1680	HEALTH INSURANCE - OPEB	-	4,027	4,027	8,054	8,054
5063	581	10558100	51	5185	1680	UNEMPLOYMENT CLAIMS	2,137	1,108	1,108	-	-
5064	581	10558100	51	5186	1680	WORKERS COMPENSATION	-	-	-	-	-
5065	581	10558100	51	5187	1680	DENTAL INSURANCE	4,768	4,150	4,150	4,680	4,680
5066	581	10558100	51	5188	1680	DENTAL INS - RETIREES UNDER 65	374	128	128	128	128
5067	581	10558100	51	5190	1680	LIFE INSURANCE - EMPLOYEES	682	732	732	-	-
5068	581	10558700	51	5121	1681	SALARIES & WAGES	129,860	119,204	117,930	78,798	78,798
5069	581	10558700	51	5122	1681	SALARIES & WAGES-OVERTIME	-	-	-	-	-
5070	581	10558700	51	5126	1681	SALARIES & WAGES-TEMP AND PART	4,366	6,128	6,062	15,214	15,214

Union County, NC - FY2010 Budget Worksheet							May 15th, 2009				
Line No.	Dept Code	Dept Org. #	Rev Exp	Obj Code	Proj. Code	Account Description	FY2008 Actual	FY2009		FY2010	
								Budget Before Cuts	Yr End Estimate	Dept. Request	Manager Recomm.
5071	581	10558700	51	5128	1681	TRAVEL ALLOWANCE	-	-	-	-	-
5072	581	10558700	51	5132	1681	SEPARATION ALLOWANCE	3,039	2,689	2,689	1,844	1,844
5073	581	10558700	51	5134	1681	401-K SUPP RET PLAN -OTHER	6,493	5,745	5,745	3,940	3,940
5074	581	10558700	51	5139	1681	COMMUTING - NONCASH	-	-	-	-	-
5075	581	10558700	51	5181	1681	FICA CONTRIBUTIONS	10,082	9,294	9,294	7,192	7,192
5076	581	10558700	51	5182	1681	RET CONTRIB.- OTHER EMPLOYEES	6,350	5,618	5,618	3,853	3,853
5077	581	10558700	51	5183	1681	HEALTH INSURANCE	15,341	14,135	14,135	7,776	7,776
5078	581	10558700	51	51842	1681	HEALTH INSURANCE - OPEB	-	403	403	805	805
5079	581	10558700	51	5185	1681	UNEMPLOYMENT CLAIMS	179	-	-	-	-
5080	581	10558700	51	5186	1681	WORKERS COMPENSATION	-	-	-	-	-
5081	581	10558700	51	5187	1681	DENTAL INSURANCE	1,123	894	894	468	468
5082	581	10558700	51	5189	1681	OTHER FRINGE BENEFITS	-	-	-	-	-
5083	581	10558700	51	5190	1681	LIFE INSURANCE - EMPLOYEES	231	228	228	-	-
5084				51 Total			1,028,383	1,079,467	1,070,442	1,004,297	1,004,297
5085	581	10558100	52	5211	1680	CLEANING & JANITORIAL SUPPLIES	740	219	219	500	500
5086	581	10558100	52	5212	1680	WEARING APPARREL	4,838	2,760	2,760	2,500	2,500
5087	581	10558100	52	5220	1680	FOOD AND PROVISIONS	2,967	2,810	2,810	3,000	3,000
5088	581	10558100	52	5239	1680	MEDICAL SUPPLIES AND EQUIPMENT	575	650	650	650	650
5089	581	10558100	52	5260	1680	PRINTING AND OFFICE SUPPLIES	10,579	8,851	8,851	8,900	8,900
5090	581	10558100	52	5265	1680	OFFICE COMPUTER EQUIPMENT	1,380	180	180	180	180
5091	581	10558100	52	5290	1680	TOOLS AND SUPPLIES	7,919	5,494	5,494	4,500	4,500
5092	581	10558100	52	5311	1680	TRAVEL	181	-	-	300	300
5093	581	10558100	52	5312	1680	TRAVEL SUBSISTENCE	-	-	-	800	800
5094	581	10558100	52	5321	1680	TELEPHONE AND COMMUNICATIONS	8,688	8,963	8,963	9,215	9,215
5095	581	10558100	52	5325	1680	POSTAGE	589	577	577	600	600
5096	581	10558100	52	5352	1680	MAINT & REPAIRS-EQUIPMENT	314	-	-	500	500
5097	581	10558100	52	5353	1680	MAINT & REPAIRS-FUEL GAS	149,706	117,387	117,387	133,925	133,925
5098	581	10558100	52	5354	1680	MAINT AGREEMNTS-COMP.SOFTWARE	6,149	6,764	6,764	7,440	7,440
5099	581	10558100	52	5355	1680	MAINT & REPAIRS-INSUR REFUNDS	-	-	-	-	-
5100	581	10558100	52	5357	1680	IDC-PROP MGNT OPER CHARGES	36,441	100,134	100,134	35,459	35,459
5101	581	10558100	52	5358	1680	MAINT & REPAIRS-VEH INTERDEPT	47,053	42,261	42,261	56,008	56,008
5102	581	10558100	52	5359	1680	MAINT & REPAIRS-VEH INT-PREVCAC	2,439	1,505	1,505	-	-
5103	581	10558100	52	5360	1680	M&R-VEHICLE-NONPREVENTABLES	1,178	1,305	1,305	-	-
5104	581	10558100	52	5370	1680	ADVERTISING/EMPL.RECONGNITION	4,711	6,640	6,640	5,201	5,201
5105	581	10558100	52	5381	1680	PROFESSIONAL SERVICES	266	2,967	2,967	3,000	3,000
5106	581	10558100	52	5383	1680	MEDICAL SERVICES	1,305	2,405	2,405	2,000	2,000
5107	581	10558100	52	5395	1680	EDUCATION EXPENSES	1,285	175	175	2,200	2,200
5108	581	10558100	52	5430	1680	RENTAL OF EQUIPMENT	-	-	-	-	-
5109	581	10558100	52	5450	1680	INSURANCE AND BONDING	17,302	12,452	12,452	12,452	12,452
5110	581	10558100	52	5451	1680	INSURANCE DEDUCTIBLE	6,124	176	176	-	-
5111	581	10558100	52	5491	1680	DUES AND MEMBERSHIPS	-	25	25	25	25
5112	581	10558100	52	5492	1680	UNCOLLECTIBLE ACCOUNTS	-	8	8	-	-
5113	581	10558700	52	5211	1680	CLEANING & JANITORIAL SUPPLIES	-	-	-	-	-
5114	581	10558700	52	5211	1681	CLEANING & JANITORIAL SUPPLIES	1,386	2,015	2,015	2,000	2,000
5115	581	10558700	52	5220	1681	FOOD AND PROVISIONS	246,623	232,000	232,000	221,200	221,200
5116	581	10558700	52	5233	1681	PERIODICALS BOOKS & OTHER PUB	60	59	59	60	60
5117	581	10558700	52	5239	1681	MEDICAL SUPPLIES AND EQUIPMENT	-	50	50	50	50
5118	581	10558700	52	5260	1681	PRINTING AND OFFICE SUPPLIES	4,298	2,575	2,575	2,600	2,600
5119	581	10558700	52	5265	1681	OFFICE COMPUTER EQUIPMENT	-	-	-	-	-
5120	581	10558700	52	5290	1681	TOOLS AND SUPPLIES	1,073	1,285	1,285	1,500	1,500
5121	581	10558700	52	5311	1681	TRAVEL	1,827	1,267	1,267	1,800	1,800
5122	581	10558700	52	5312	1681	TRAVEL SUBSISTENCE	-	-	-	-	-
5123	581	10558700	52	5321	1681	TELEPHONE AND COMMUNICATIONS	4,275	4,062	4,062	3,700	3,700
5124	581	10558700	52	5325	1681	POSTAGE	372	425	425	500	500
5125	581	10558700	52	5351	1681	MAINT & REPAIRS-BUILDINGS	-	-	-	-	-
5126	581	10558700	52	5352	1681	MAINT & REPAIRS-EQUIPMENT	-	-	-	-	-
5127	581	10558700	52	5353	1681	MAINT & REPAIRS-FUEL GAS	-	-	-	-	-
5128	581	10558700	52	5357	1681	IDC-PROP MGNT OPER CHARGES	13,256	34,426	34,426	12,816	12,816
5129	581	10558700	52	5370	1681	ADVERTISING/EMPL.RECONGNITION	2,924	3,105	3,105	3,200	3,200
5130	581	10558700	52	5381	1681	PROFESSIONAL SERVICES	763	738	738	740	740
5131	581	10558700	52	5382	1681	LEGAL SERVICES	-	-	-	-	-
5132	581	10558700	52	5383	1681	MEDICAL SERVICES	50	75	75	100	100
5133	581	10558700	52	5395	1681	EDUCATION EXPENSES	242	-	-	250	250
5134	581	10558700	52	5398	1681	TRANSPORTATION	67,920	70,513	70,513	64,314	64,314
5135	581	10558700	52	5410	1681	RENTAL OF REAL PROPERTY	1,800	1,350	1,350	1,800	1,800
5136	581	10558700	52	5450	1681	INSURANCE AND BONDING	3,004	1,815	1,815	1,815	1,815
5137	581	10558700	52	5491	1681	DUES AND MEMBERSHIPS	-	-	-	-	-
5138				52 Total			662,602	680,468	680,468	607,800	607,800
5139	581	10558100	55	5510	1680	OFFICE FURNITURE AND EQUIPMENT	-	-	-	-	-
5140	581	10558100	55	5540	1680	VEHICLES	190,511	105,038	105,038	47,400	47,400
5141	581	10558100	55	5550	1680	OTHER EQUIPMENT	-	-	-	-	-
5142	581	10558700	55	5510	1681	OFFICE FURNITURE AND EQUIPMENT	-	-	-	-	-
5143				55 Total			190,511	105,038	105,038	47,400	47,400
5144	581	10558100	56	5630	1680	PAYMENTS TO OTHER GOV UNITS	833	720	720	1,000	1,000
5145	581	10558100	56	5699	1680	PAYMENTS TO OTHER AGENCIES	-	5,000	5,000	-	-
5146	581	10558100	56	5730	1680	INST FIN PRINCIPAL	438	438	438	438	438
5147	581	10558100	56	5731	1680	INST FIN INTEREST	381	364	364	353	353
5148	581	10558100	56	57311	1680	INST FIN INTEREST CREDIT	(23)	(3)	(3)	-	-

Union County, NC - FY2010 Budget Worksheet							May 15th, 2009				
Line	Dept	Dept	Rev	Obj.	Proj.	Account	FY2008	FY2009		FY2010	
								Budget	Yr End	Dept.	Manager
No.	Code	Org. #	Exp	Code	Code	Description	Actual	Before Cuts	Estimate	Request	Recomm.
5149	581	10558100	56	5732	1680	INST FIN SERVICE CHARGES	-	-	-	-	-
5150	581	10558100	56	5800	1680	INTERDEPT CHARGES-INSIDE BILLS	(337,094)	(355,313)	(355,313)	(355,312)	(355,312)
5151	581	10558100	56	5920	1680	CONTINGENCY	-	12,524	-	-	-
5152	581	10558700	56	5699	1681	PAYMENTS TO OTHER AGENCIES	34	-	-	-	-
5153	581	10558700	56	5920	1681	CONTINGENCY	-	45,472	-	-	-
5154				56 Total			(335,431)	(290,798)	(348,794)	(353,521)	(353,521)
5155	581	10458100	60	4290	1680	DEPT INTERGOV RECEIPTS RIG-LSR	-	-	-	-	-
5156	581	10458100	60	4393	1680	FED GRANT-HSTM ADMIN	(132,934)	(145,007)	(145,007)	(147,997)	(147,997)
5157	581	10458100	60	4394	1680	FED GRANT-VEHICLE/EQUIPMENT	(153,850)	(89,280)	(85,070)	(37,920)	(37,920)
5158	581	10458100	60	4395	1680	FED GRANT-FOR SRV-EDTAP	-	(75,073)	-	-	-
5159	581	10458100	60	4396	1680	FED GRANT-HCC BLOCK GRANT	(18,204)	(93,182)	(93,182)	(93,182)	(93,182)
5160	581	10458100	60	4485	1680	ST GRANT-ROAP	(119,869)	-	(123,239)	(77,648)	(77,648)
5161	581	10458100	60	4493	1680	ST GRANT-HSTM ADMIN	(8,308)	(9,063)	(9,063)	(7,789)	(7,789)
5162	581	10458100	60	4494	1680	ST GRANT-VEHICLE/EQUIPMENT	(19,231)	(11,160)	(10,634)	(4,740)	(4,740)
5163	581	10458100	60	4495	1680	ST GRANT-RGP	(143,621)	(86,470)	(171,704)	(112,632)	(112,632)
5164	581	10458100	60	4497	1680	ST GRANT-HCC BLOCK GRANT	(74,978)	-	-	-	-
5165	581	10458100	60	4510	1680	DEPT SRV CHRGS-OUTSIDE BILLING	(27,099)	(39,750)	(34,087)	(34,081)	(34,081)
5166	581	10458100	60	4730	1680	INST FING PROCEEDS	-	-	-	-	-
5167	581	10458100	60	4820	1680	MISC REVENUE-SALE OF PROPERTY	(12,100)	-	-	-	-
5168	581	10458100	60	4840	1680	MISC REVENUE-CONTR (HCCBG)	(2,112)	(2,000)	(767)	(800)	(800)
5169	581	10458100	60	4841	1680	MISC REVENUE-CONTR (RGP)	(38,789)	(28,000)	(22,406)	(23,000)	(23,000)
5170	581	10458100	60	48411	1680	MISC REVENUE-CONTR (RGP SUPPL)	(14,161)	(15,000)	(16,708)	-	-
5171	581	10458100	60	4842	1680	MISC REVENUE-CONTR (EDTAP)	(5,601)	(6,000)	(5,789)	(6,000)	(6,000)
5172	581	10458100	60	48422	1680	MISC REVENUE-CONTR (EDTAP SUP)	(6,742)	-	(65)	-	-
5173	581	10458100	60	4850	1680	MISC REVENUE-INSURANCE REFUNDS	(1,163)	-	(715)	-	-
5174	581	10458100	60	4892	1680	MISC REVENUE-NSF CHECK FEE	(50)	-	(25)	-	-
5175	581	10458700	60	4339	1681	FED GRANT-HOME & COMM.CARE BG	(135,515)	(178,634)	(178,634)	(178,634)	(178,634)
5176	581	10458700	60	4497	1681	ST GRANT-HCC BLOCK GRANT	(66,931)	-	-	-	-
5177	581	10458700	60	4840	1681	MISC REVENUE-CONTR/DONATIONS	(22,554)	(22,000)	(17,143)	(18,000)	(18,000)
5178	581	10458700	60	4890	1681	MISC REVENUE-OVERAGE/SHORTAGE	-	-	-	-	-
5179				60 Total			(1,003,812)	(800,619)	(914,238)	(742,423)	(742,423)
5180	581 Total						542,253	773,556	592,916	563,553	563,553
5181	582	10558200	51	5121	1650	SALARIES & WAGES	116,265	126,011	124,664	119,860	119,860
5182	582	10558200	51	5122	1650	SALARIES & WAGES-OVERTIME	-	-	-	-	-
5183	582	10558200	51	5126	1650	SALARIES & WAGES-TEMP AND PART	-	-	-	-	-
5184	582	10558200	51	5132	1650	SEPARATION ALLOWANCE	2,721	2,917	2,917	2,746	2,746
5185	582	10558200	51	5134	1650	401-K SUPP RET PLAN -OTHER	5,813	6,233	6,233	5,868	5,868
5186	582	10558200	51	5181	1650	FICA CONTRIBUTIONS	8,729	9,424	9,424	8,978	8,978
5187	582	10558200	51	5182	1650	RET CONTRIB.- OTHER EMPLOYEES	5,685	6,096	6,096	5,739	5,739
5188	582	10558200	51	5183	1650	HEALTH INSURANCE	16,421	18,319	18,319	23,328	23,328
5189	582	10558200	51	5184	1650	HEALTH INSURANCE - RETIREES	-	-	-	-	-
5190	582	10558200	51	5184	1650	HEALTH INSURANCE - RETIREES	1,976	10,890	10,890	11,979	11,979
5191	582	10558200	51	51841	1650	HEALTH INSURANCE - RETIREES	3,167	3,431	3,431	3,649	3,649
5192	582	10558200	51	51842	1650	HEALTH INSURANCE - OPEB	-	1,208	1,208	2,416	2,416
5193	582	10558200	51	5186	1650	WORKERS COMPENSATION	-	-	-	-	-
5194	582	10558200	51	5187	1650	DENTAL INSURANCE	1,239	1,073	1,073	1,404	1,404
5195	582	10558200	51	5188	1650	DENTAL INS - RETIREES UNDER 65	149	704	704	704	704
5196	582	10558200	51	5190	1650	LIFE INSURANCE - EMPLOYEES	192	207	207	-	-
5197				51 Total			162,357	186,513	185,166	186,671	186,671
5198	582	10558200	52	5220	1650	FOOD AND PROVISIONS	342	150	150	521	521
5199	582	10558200	52	5220	1651	FOOD AND PROVISIONS	-	-	-	-	-
5200	582	10558200	52	5232	1650	AUDIO VISUAL SUPPLIES	-	-	-	-	-
5201	582	10558200	52	5260	1650	PRINTING AND OFFICE SUPPLIES	3,317	2,500	2,500	3,000	3,000
5202	582	10558200	52	5265	1650	OFFICE COMPUTER EQUIPMENT	554	300	300	500	500
5203	582	10558200	52	5290	1650	TOOLS AND SUPPLIES	-	-	-	-	-
5204	582	10558200	52	5311	1650	TRAVEL	919	150	150	500	500
5205	582	10558200	52	5312	1650	TRAVEL SUBSISTENCE	742	300	300	700	700
5206	582	10558200	52	5321	1650	TELEPHONE AND COMMUNICATIONS	140	-	-	-	-
5207	582	10558200	52	5325	1650	POSTAGE	1,660	1,371	1,371	1,200	1,200
5208	582	10558200	52	5352	1650	MAINT & REPAIRS-EQUIPMENT	-	-	-	-	-
5209	582	10558200	52	5353	1650	MAINT & REPAIRS-FUEL GAS	-	-	-	-	-
5210	582	10558200	52	5354	1650	MAINT AGREEMNTS-COMP.SOFTWARE	236	284	284	400	400
5211	582	10558200	52	5357	1650	IDC-PROP MGNT OPER CHARGES	8,559	8,154	8,154	7,701	7,701
5212	582	10558200	52	5358	1650	M&R-VEHICLE-ROUTINE INTERDEPT	-	-	-	-	-
5213	582	10558200	52	5359	1650	M&R-VEHICLE-PREVENTABLE ACCDNT	-	-	-	-	-
5214	582	10558200	52	5370	1650	ADVERTISING/EMPL.RECOGNITION	720	606	606	550	550
5215	582	10558200	52	5370	1651	ADVERTISING/EMPL.RECOGNITION	-	-	-	-	-
5216	582	10558200	52	5381	1650	PROFESSIONAL SERVICES	2,457	3,040	3,040	3,500	3,500
5217	582	10558200	52	5381	1651	PROFESSIONAL SERVICES	-	-	-	-	-
5218	582	10558200	52	5383	1650	MEDICAL SERVICES	-	25	25	-	-
5219	582	10558200	52	5395	1650	EDUCATION EXPENSES	120	105	105	120	120
5220	582	10558200	52	5398	1650	TRANSPORTATION	42,044	39,156	39,156	38,382	38,382
5221	582	10558200	52	5410	1650	RENTAL OF REAL PROPERTY	-	-	-	-	-
5222	582	10558200	52	5430	1650	RENTAL OF EQUIPMENT	-	-	-	-	-
5223	582	10558200	52	5450	1650	INSURANCE AND BONDING	779	591	591	591	591
5224	582	10558200	52	5491	1650	DUES AND MEMBERSHIPS	45	45	45	105	105
5225				52 Total			62,635	56,777	56,777	57,770	57,770
5226	582	10558200	55	5510	1650	OFFICE FURNITURE AND EQUIPMENT	-	-	-	-	-

Union County, NC - FY2010 Budget Worksheet							May 15th, 2009				
Line	Dept	Dept	Rev	Obj.	Proj.	Account	FY2008	FY2009		FY2010	
								Budget	Yr End	Depart.	Manager
No.	Code	Org. #	Exp	Code	Code	Description	Actual	Before Cuts	Estimate	Request	Recomm.
5227			55 Total				-	-	-	-	-
5228	582	10558200	56	5630	1650	PAYMENTS TO OTHER GOV UNITS	-	40,000	40,000	40,000	36,000
5229	582	10558200	56	5920		CONTINGENCY	-	-	-	-	-
5230	582	10558200	56	5920	1650	CONTINGENCY	-	11,348	-	-	-
5231			56 Total				-	51,348	40,000	40,000	36,000
5232	582	10458200	60	4402	1650	ST GRANT-FOR VET SRV OFFICER	(2,000)	(2,000)	(2,000)	(2,000)	(2,000)
5233	582	10458200	60	4840		MISC REVENUE-CONTR/DONATIONS	-	-	-	-	-
5234	582	10458200	60	4840	1650	MISC REVENUE-CONTR/DONATIONS	-	-	-	-	-
5235	582	10458200	60	4840	1651	MISC REVENUE-CONTR/DONATIONS	-	-	-	-	-
5236			60 Total				(2,000)	(2,000)	(2,000)	(2,000)	(2,000)
5237	582 Total						222,992	292,638	279,943	282,441	278,441
5238	583	10558300	56	5699		PAYMENTS TO OTHER AGENCIES	28,500	28,500	28,500	28,500	25,650
5239			56 Total				28,500	28,500	28,500	28,500	25,650
5240	583 Total						28,500	28,500	28,500	28,500	25,650
5241	584	10558400	56	5699		PAYMENTS TO OTHER AGENCIES	15,625	12,500	12,500	12,500	11,250
5242			56 Total				15,625	12,500	12,500	12,500	11,250
5243	584 Total						15,625	12,500	12,500	12,500	11,250
5244	585	10558500	56	5695		PYMTS TO AGENCIES-HEAD START/A	35,804	35,804	35,804	32,224	32,224
5245	585	10558500	56	5696		PYMTS TO AGENCIES-HEAD START/P	-	-	-	-	-
5246	585	10558500	56	5697		PYMTS TO AGENCIES-HEAD START/S	-	-	-	-	-
5247	585	10558500	56	5698		PAYMENTS TO AGENCIES	40,534	40,534	40,534	36,480	36,480
5248	585	10558500	56	5699		PAYMENTS TO OTHER AGENCIES	-	-	-	-	-
5249			56 Total				76,338	76,338	76,338	68,704	68,704
5250	585 Total						76,338	76,338	76,338	68,704	68,704
5251	586	10558600	56	5699	1670	PAYMENTS TO OTHER AGENCIES	302,243	302,244	302,244	302,244	298,994
5252	586	10558600	56	5920	1670	CONTINGENCY	-	-	-	-	-
5253			56 Total				302,243	302,244	302,244	302,244	298,994
5254	586	10458600	60	4339	1670	FED GRANT-HOME & COMM.CARE BG	(138,432)	(269,744)	(269,744)	(269,744)	(269,744)
5255	586	10458600	60	4497	1670	ST GRANT-HCC BLOCK GRANT	(131,311)	-	-	-	-
5256			60 Total				(269,743)	(269,744)	(269,744)	(269,744)	(269,744)
5257	586 Total						32,500	32,500	32,500	32,500	29,250
5258	588	10558800	56	5699		PAYMENTS TO OTHER AGENCIES	22,913	35,000	35,000	35,000	35,000
5259	588	10558800	56	5920		CONTINGENCY	-	40,000	-	-	-
5260			56 Total				22,913	75,000	35,000	35,000	35,000
5261	588	10458800	60	4840		MISC REVENUE-CONTR/DONATIONS	-	-	-	-	-
5262	588	10458800	60	4860		MISC REVENUE-RENT INCOME	(2,429,732)	(2,750,000)	(1,400,000)	(1,400,000)	(1,400,000)
5263			60 Total				(2,429,732)	(2,750,000)	(1,400,000)	(1,400,000)	(1,400,000)
5264	588 Total						(2,406,819)	(2,675,000)	(1,365,000)	(1,365,000)	(1,365,000)
5265	589	10558900	52	5381		PROFESSIONAL SERVICES	-	-	-	-	-
5266			52 Total				-	-	-	-	-
5267	589	10558900	56	5699		PAYMENTS TO OTHER AGENCIES	119,302	125,407	125,407	125,407	125,407
5268			56 Total				119,302	125,407	125,407	125,407	125,407
5269	589	10458900	60	4408		ST GRANT-VIA DEPT OF JUSTICE	-	-	-	-	-
5270	589	10458900	60	4470		ST GRANT-NCDOCCJPP	(119,302)	(125,407)	(125,407)	(125,407)	(125,407)
5271			60 Total				(119,302)	(125,407)	(125,407)	(125,407)	(125,407)
5272	589 Total						-	-	-	-	-
5273	590	10559000	56	5630		PAYMENTS TO OTHER GOV UNITS	-	-	-	-	-
5274			56 Total				-	-	-	-	-
5275	590	10459000	60	4253		PUBLIC SCHOOL STATE BOND FUNDS	-	-	-	-	-
5276			60 Total				-	-	-	-	-
5277	590 Total						-	-	-	-	-
5278	591	10559100	52	5357		IDC-PROP MGNT OPER CHARGES	206,017	-	-	-	-
5279	591	10559100	52	5450		INSURANCE AND BONDING	6,632	5,141	5,141	5,141	5,141
5280	591	10559100	52	5920		CONTINGENCY	-	212,585	-	-	-
5281	591	10559200	52	5381		PROFESSIONAL SERVICES	-	-	-	-	-
5282	591	10559200	52	5382		LEGAL SERVICES	-	-	-	-	-
5283	591	10559209	52	5357		IDC-PROP MGNT OPER CHARGES	-	208,366	208,366	169,924	169,924
5284	591	10559209	52	5450		INSURANCE AND BONDING	-	-	-	-	-
5285			52 Total				212,649	426,092	213,507	175,065	175,065
5286	591	10559100	56	5630		CURR EXP.-REG INSTRUCTION PROG	70,864,000	77,296,271	77,296,271	83,848,324	83,848,324
5287	591	10559100	56	5637		CURR EXP.-SCHOOL ADMIN SUPPORT	-	-	-	-	-
5288	591	10559200	56	5630		CAP ALLOC-CAPITAL OUTLAY PROJS	-	-	-	-	-
5289	591	10559200	56	5637		PAYMENTS TO OTHER GOV UNITS	-	-	-	-	-
5290	591	10559200	56	5639		BUDGET FIGURE	-	-	-	-	-
5291	591	10559200	56	5640		ROLL OVER OF UNREQUESTED FUNDS	-	-	-	-	-
5292	591	10559200	56	5920		CONTINGENCY	-	-	-	-	-
5293	591	10559202	56	5739		INST FIN REMIT TO ESCROW	-	-	-	-	-
5294	591	10559207	56	5040		IFT TO GENERAL CAPITAL PROJ FD	-	-	-	-	-
5295	591	10559207	56	5920		CONTINGENCY	-	-	-	-	-
5296			56 Total				70,864,000	77,296,271	77,296,271	83,848,324	83,848,324
5297	591	10559200	56	5040		IFT TO GENERAL CAPITAL PROJ FD	11,000,000	9,800,000	5,871,958	-	-
5298			56.1 Total				11,000,000	9,800,000	5,871,958	-	-
5299	591	10559207	57	5015		IFT TO DEBT RESERVE FUND	375,125	-	-	-	-
5300	591	10559209	57	5710		GO BOND PRINCIPAL	16,250,971	19,597,260	19,597,260	20,691,242	20,691,242
5301	591	10559209	57	5711		GO BOND INTEREST	12,538,645	13,920,794	13,920,794	19,207,140	19,207,140
5302	591	10559209	57	57111		GO BOND INTEREST CREDIT	154,340	4,262,998	4,262,998	938,325	938,325
5303	591	10559209	57	5712		GO BOND SERVICE CHARGES	476,720	1,303,481	1,303,481	1,394,332	1,394,332
5304	591	10559209	57	5715		GO BOND ISSUE COSTS	356,846	-	-	-	-

Union County, NC - FY2010 Budget Worksheet							May 15th, 2009				
Line	Dept	Dept	Rev	Obj.	Proj.	Account	FY2008	FY2009		FY2010	
No.	Code	Org. #	Exp	Code	Code	Description	Actual	Budget Before Cuts	Yr End Estimate	Depart. Request	Manager Recomm.
5305	591	10559209	57	5719		GO BOND REMIT TO ESCROW AGENT	-	-	-	-	-
5306	591	10559209	57	5730		INST FIN PRINCIPAL	3,478,476	3,478,476	3,478,476	3,478,476	3,478,476
5307	591	10559209	57	5731		INST FIN INTEREST	4,106,862	3,936,713	3,936,713	3,772,737	3,772,737
5308	591	10559209	57	57311		INST FIN INTEREST CREDIT	(24,560)	-	-	-	-
5309	591	10559209	57	5732		INST FIN SERVICE CHARGES	4,186	4,200	4,200	4,500	4,500
5310	591	10559209	57	5735		INST FIN ISSUANCE COSTS	-	-	-	-	-
5311	591	10559209	57	5739		INST FIN REMIT TO ESCROW	-	-	-	-	-
5312	591	10559209	57	5761		GO CP BAN INTEREST	2,085,102	-	-	-	-
5313	591	10559209	57	5762		GO CP BAN SERVICE CHARGES	57,370	-	-	-	-
5314	591	10559209	57	5765		GO CP BAN ISSUANCE COSTS	34,000	-	-	-	-
5315	591	10559209	57	5920		CONTINGENCY	-	500,133	-	-	-
5316	591	10591100	57	5015		IFT TO DEBT RESERVE FUND	-	-	-	-	-
5317	591	10591100	57	5710		GO BOND PRINCIPAL	-	-	-	-	-
5318	591	10591100	57	5711		GO BOND INTEREST	-	-	-	-	-
5319	591	10591100	57	5712		GO BOND SERVICE CHARGES	-	-	-	2,000	2,000
5320	591	10591100	57	5715		GO BOND ISSUE COSTS	-	-	-	-	-
5321	591	10591100	57	5719		GO BOND REMIT TO ESCROW AGENT	-	-	-	-	-
5322	591	10591100	57	5730		INST FIN PRINCIPAL	-	-	-	-	-
5323	591	10591100	57	5731		INST FIN INTEREST	-	-	-	-	-
5324	591	10591100	57	5762		GO CP BAN SERVICE CHARGES	-	-	-	-	-
5325	591	10591100	57	5765		GO CP BAN ISSUANCE COSTS	-	-	-	-	-
5326	591	10591100	57	5910		BOND SALE REMITTANCE TO ESCROW	-	-	-	-	-
5327	591	10591100	57	5920		CONTINGENCY	-	2,000	-	-	-
5328				57 Total			39,894,086	47,006,055	46,503,922	49,488,752	49,488,752
5329	591	10459201	60	4730		INST FING PROCEEDS	-	-	-	-	-
5330	591	10459202	60	4730		INST FING PROCEEDS	-	-	-	-	-
5331	591	10459207	60	4015		IFT FROM DEBT RESERVE FUND	(3,278,862)	-	-	-	-
5332	591	10459209	60	4055		IFT FROM SCHOOL BOND FUND	-	-	-	-	-
5333	591	10459209	60	4058		IFT FROM SCHOOL BOND FUND	-	-	-	-	-
5334	591	10459209	60	4730		INST FING PROCEEDS	-	-	-	-	-
5335	591	10491100	60	4710		GO BOND PROCEEDS	-	-	-	-	-
5336	591	10491100	60	4711		GO BOND PROCEEDS INTEREST	-	-	-	-	-
5337	591	10491100	60	4717		GO BOND PROCEEDS PREMIUM	-	-	-	-	-
5338	591	10491100	60	4910		PROCEEDS FROM SALE OF BONDS	-	-	-	-	-
5339	591	10491100	60	4920		GAIN ON GO BOND REFUNDING	-	-	-	-	-
5340				60 Total			(3,278,862)	-	-	-	-
5341	591	10459209	61	4251		PUB SCHL BLDG FDS-ADM RIG-SSR	(1,104,345)	(2,678,734)	(1,851,000)	(1,905,028)	(1,905,028)
5342	591	10459209	61	4255		PUB SCHL BLDG FDS-LOT RIG-SSR	(3,709,058)	(4,354,511)	(3,418,286)	(4,673,948)	(4,673,948)
5343	591	10491100	61	4251		PUB SCH BLDG CAP OUTLY RIG-SSR	-	-	-	-	-
5344				61 Total			(4,813,403)	(7,033,245)	(5,269,286)	(6,578,976)	(6,578,976)
5345	591	10459209	62	4811		INVEST EARNINGS-GO BONDS	(3,016,708)	(809,815)	(265,000)	-	-
5346	591	10459209	62	4811	530AC	INVEST EARNINGS-GO BONDS	(1,316,479)	-	-	-	-
5347	591	10459209	62	4812		INVEST EARNINGS-COPS PROCEEDS	-	-	-	-	-
5348				62 Total			(4,333,188)	(809,815)	(265,000)	-	-
5349	591 Total						109,545,282	126,685,358	124,351,372	126,933,165	126,933,165
5350	593	10559300	51	5121		SALARIES & WAGES	-	-	-	-	-
5351	593	10559300	51	5126		SALARIES & WAGES-TEMP AND PART	-	-	-	-	-
5352	593	10559300	51	5132		SEPARATION ALLOWANCE	-	-	-	-	-
5353	593	10559300	51	5134		401-K SUPP RET PLAN -OTHER	-	-	-	-	-
5354	593	10559300	51	5181		FICA CONTRIBUTIONS	-	-	-	-	-
5355	593	10559300	51	5182		RET CONTRIB.- OTHER EMPLOYEES	-	-	-	-	-
5356	593	10559300	51	5183		HEALTH INSURANCE	-	-	-	-	-
5357	593	10559300	51	5185		UNEMPLOYMENT CLAIMS	-	-	-	-	-
5358	593	10559300	51	5186		WORKERS COMPENSATION	-	-	-	-	-
5359	593	10559300	51	5187		DENTAL INSURANCE	-	-	-	-	-
5360				51 Total			-	-	-	-	-
5361	593	10559300	52	5212		WEARING APPAREL	-	-	-	-	-
5362	593	10559300	52	5290		TOOLS AND SUPPLIES	-	-	-	-	-
5363	593	10559300	52	5392		LAUNDRY AND DRY CLEANING	-	-	-	-	-
5364	593	10559300	52	5450		INSURANCE AND BONDING	-	-	-	-	-
5365				52 Total			-	-	-	-	-
5366	593	10559300	56	5920		CONTINGENCY	-	-	-	-	-
5367				56 Total			-	-	-	-	-
5368	593 Total						-	-	-	-	-
5369	595	10559500	52	5381		PROFESSIONAL SERVICES	-	-	-	-	-
5370				52 Total			-	-	-	-	-
5371	595	10559500	56	5920		CONTINGENCY	-	-	-	-	-
5372				56 Total			-	-	-	-	-
5373	595 Total						-	-	-	-	-
5374	597	10559700	52	5491		DUES AND MEMBERSHIPS	-	-	-	-	-
5375				52 Total			-	-	-	-	-
5376	597	10559700	55	5570		LAND AND IMPROVEMENTS	-	-	-	-	-
5377	597	10559700	55	5580		BUILDINGS AND IMPROVEMENTS	-	-	-	-	-
5378				55 Total			-	-	-	-	-
5379	597	10559700	56	5730		INST FIN PRINCIPAL	194,294	194,294	194,294	194,294	194,294
5380	597	10559700	56	5731		INST FIN INTEREST	169,003	161,279	161,279	156,810	156,810
5381	597	10559700	56	57311		INST FIN INTEREST CREDIT	(10,043)	(1,244)	(1,244)	-	-
5382	597	10559700	56	5732		INST FIN SERVICE CHARGES	332	330	330	500	500

Union County, NC - FY2010 Budget Worksheet							May 15th, 2009				
Line	Dept	Dept	Rev	Obj.	Proj.	Account	FY2008	FY2009		FY2010	
No.	Code	Org. #	Exp	Code	Code	Description	Actual	Budget	Yr End	Depart.	Manager
								Before Cuts	Estimate	Request	Recomm.
5383	597	10559700	56	5920		CONTINGENCY	-	1,415	-	-	-
5384			56 Total				353,586	356,074	354,659	351,604	351,604
5385	597	10459700	60	4254		COMMUNITY COLLEGE FDS RIG-SSR	-	-	-	-	-
5386	597	10459700	60	4820		MISC REVENUE-SALE OF PROPERTY	-	-	-	-	-
5387			60 Total				-	-	-	-	-
5388	597 Total						353,586	356,074	354,659	351,604	351,604
5389	598	10559800	55	5580		BUILDINGS AND IMPROVEMENTS	-	-	-	-	-
5390			55 Total				-	-	-	-	-
5391	598	10559800	56	5699		PAYMENTS TO OTHER AGENCIES	1,136,550	1,164,000	1,164,000	1,100,000	1,100,000
5392	598	10559800	56	5920		CONTINGENCY	-	36,000	-	-	-
5393			56 Total				1,136,550	1,200,000	1,164,000	1,100,000	1,100,000
5394	598 Total						1,136,550	1,200,000	1,164,000	1,100,000	1,100,000
5395	599	10559900	56	5699		PAYMENTS TO OTHER AGENCIES	2,500	2,500	2,500	2,250	2,250
5396			56 Total				2,500	2,500	2,500	2,250	2,250
5397	599 Total						2,500	2,500	2,500	2,250	2,250
5398	611	10561100	51	5121	1800	SALARIES & WAGES	1,866,454	1,868,266	1,848,295	1,678,290	1,678,290
5399	611	10561100	51	5121	1802	SALARIES & WAGES	-	-	-	-	-
5400	611	10561100	51	5121	1804	SALARIES & WAGES	34,242	39,464	37,640	-	-
5401	611	10561100	51	5122	1800	SALARIES & WAGES-OVERTIME	-	-	-	-	-
5402	611	10561100	51	5126	1800	SALARIES & WAGES-TEMP AND PART	337,890	304,680	301,423	272,546	272,546
5403	611	10561100	51	5126	1802	SALARIES & WAGES-TEMP AND PART	-	-	-	-	-
5404	611	10561100	51	5126	1804	SALARIES & WAGES-TEMP AND PART	13,728	12,938	12,800	-	-
5405	611	10561100	51	5128	1800	TRAVEL ALLOWANCE	5,040	4,840	4,840	4,800	4,800
5406	611	10561100	51	5132	1800	SEPARATION ALLOWANCE	43,676	42,827	42,827	39,272	39,272
5407	611	10561100	51	5132	1802	SEPARATION ALLOWANCE	-	-	-	-	-
5408	611	10561100	51	5132	1804	SEPARATION ALLOWANCE	801	881	881	-	-
5409	611	10561100	51	5134	1800	401-K SUPP RET PLAN -OTHER	93,322	91,511	91,511	83,915	83,915
5410	611	10561100	51	5134	1802	401-K SUPP RET PLAN -OTHER	-	-	-	-	-
5411	611	10561100	51	5134	1804	401-K SUPP RET PLAN -OTHER	1,712	1,882	1,882	-	-
5412	611	10561100	51	5181	1800	FICA CONTRIBUTIONS	163,776	159,454	159,454	149,606	149,606
5413	611	10561100	51	5181	1802	FICA CONTRIBUTIONS	-	-	-	-	-
5414	611	10561100	51	5181	1804	FICA CONTRIBUTIONS	3,671	3,860	3,860	-	-
5415	611	10561100	51	5182	1800	RET CONTRIB. - OTHER EMPLOYEES	91,270	89,497	89,497	82,068	82,068
5416	611	10561100	51	5182	1802	RET CONTRIB. - OTHER EMPLOYEES	-	-	-	-	-
5417	611	10561100	51	5182	1804	RET CONTRIB. - OTHER EMPLOYEES	1,674	1,841	1,841	-	-
5418	611	10561100	51	5183	1800	HEALTH INSURANCE	346,469	345,594	345,594	326,592	326,592
5419	611	10561100	51	5183	1804	HEALTH INSURANCE	5,968	6,395	6,395	-	-
5420	611	10561100	51	5184	1800	HEALTH INSURANCE - RETIREES	36,884	34,992	34,992	38,491	38,491
5421	611	10561100	51	51841	1800	HEALTH INSURANCE - RETIREES	32,325	36,949	36,949	39,394	39,394
5422	611	10561100	51	51842	1800	HEALTH INSURANCE - OPEB	-	16,913	16,913	33,825	33,825
5423	611	10561100	51	5185	1800	UNEMPLOYMENT CLAIMS	8,121	-	-	-	-
5424	611	10561100	51	5186	1800	WORKERS COMPENSATION	-	-	-	-	-
5425	611	10561100	51	5186	1802	WORKERS COMPENSATION	-	-	-	-	-
5426	611	10561100	51	5187	1800	DENTAL INSURANCE	22,147	19,024	19,024	19,656	19,656
5427	611	10561100	51	5187	1804	DENTAL INSURANCE	450	413	413	-	-
5428	611	10561100	51	5188	1800	DENTAL INS - RETIREES UNDER 65	2,242	1,792	1,792	1,792	1,792
5429	611	10561100	51	5189	1800	OTHER FRINGE BENEFITS	1,083	-	-	-	-
5430	611	10561100	51	5190	1800	LIFE INSURANCE - EMPLOYEES	3,306	3,206	3,206	-	-
5431	611	10561100	51	5190	1802	LIFE INSURANCE - EMPLOYEES	-	-	-	-	-
5432	611	10561100	51	5190	1804	LIFE INSURANCE - EMPLOYEES	60	66	66	-	-
5433			51 Total				3,116,313	3,087,285	3,062,095	2,770,247	2,770,247
5434	611	10561100	52	5211	1800	CLEANING & JANITORIAL SUPPLIES	-	-	-	-	-
5435	611	10561100	52	5212	1800	WEARING APPARREL	347	-	-	-	-
5436	611	10561100	52	5220	1800	FOOD AND PROVISIONS	4,227	5,245	5,245	3,080	3,080
5437	611	10561100	52	5220	1802	FOOD AND PROVISIONS	-	-	-	-	-
5438	611	10561100	52	5232		AUDIO VISUAL SUPPLIES	-	-	-	-	-
5439	611	10561100	52	5232	1800	AUDIO VISUAL SUPPLIES	75,549	33,596	33,596	79,134	79,134
5440	611	10561100	52	5232	1801	AUDIO VISUAL SUPPLIES	1,911	50	50	2,000	2,000
5441	611	10561100	52	5232	1802	AUDIO VISUAL SUPPLIES	-	-	-	-	-
5442	611	10561100	52	5232	1803	AUDIO VISUAL SUPPLIES	-	-	-	-	-
5443	611	10561100	52	5233	1800	PERIODICALS BOOKS & OTHER PUB	261,295	195,416	195,416	226,616	226,616
5444	611	10561100	52	5233	1801	PERIODICALS BOOKS & OTHER PUB	19,344	19,000	19,000	13,000	13,000
5445	611	10561100	52	5233	1802	PERIODICALS BOOKS & OTHER PUB	-	-	-	-	-
5446	611	10561100	52	5233	1803	PERIODICALS BOOKS & OTHER PUB	-	-	-	-	-
5447	611	10561100	52	5233	1804	PERIODICALS BOOKS & OTHER PUB	13,617	9,151	9,151	-	-
5448	611	10561100	52	5234	1800	PERIOD. BOOKS & OTH PUB - S.O.	210,822	173,677	173,677	173,677	173,677
5449	611	10561100	52	5235	1800	AGRICULT ANIMAL SUPP AND EQUIP	-	-	-	-	-
5450	611	10561100	52	5239	1800	MEDICAL SUPPLIES AND EQUIPMENT	288	394	394	395	394
5451	611	10561100	52	5260	1800	PRINTING AND OFFICE SUPPLIES	166,969	110,917	110,917	110,917	110,917
5452	611	10561100	52	5260	1801	PRINTING AND OFFICE SUPPLIES	-	-	-	-	-
5453	611	10561100	52	5260	1802	PRINTING AND OFFICE SUPPLIES	-	-	-	-	-
5454	611	10561100	52	5260	1803	PRINTING AND OFFICE SUPPLIES	-	-	-	-	-
5455	611	10561100	52	5260	1804	PRINTING AND OFFICE SUPPLIES	5,873	2,271	2,271	-	-
5456	611	10561100	52	5265	1800	OFFICE COMPUTER EQUIPMENT	73,375	19,559	19,559	29,559	29,559
5457	611	10561100	52	5290	1800	TOOLS AND SUPPLIES	240	13	13	-	-
5458	611	10561100	52	5290	1804	TOOLS AND SUPPLIES	-	-	-	-	-
5459	611	10561100	52	5299	1800	MISCELLANEOUS	-	-	-	-	-
5460	611	10561100	52	5311	1800	TRAVEL	6,043	4,560	4,560	4,560	4,560

Union County, NC - FY2010 Budget Worksheet							May 15th, 2009				
Line No.	Dept Code	Dept Org. #	Rev Exp	Obj Code	Proj Code	Account Description	FY2008 Actual	FY2009		FY2010	
								Budget Before Cuts	Yr End Estimate	Depart. Request	Manager Recomm.
5461	611	10561100	52	5311	1802	TRAVEL	-	-	-	-	-
5462	611	10561100	52	5311	1804	TRAVEL	465	-	-	-	-
5463	611	10561100	52	5312	1800	TRAVEL SUBSISTENCE	1,215	1,175	1,175	1,175	1,175
5464	611	10561100	52	5312	1801	TRAVEL SUBSISTENCE	-	-	-	-	-
5465	611	10561100	52	5312	1804	TRAVEL SUBSISTENCE	650	-	-	-	-
5466	611	10561100	52	5321	1800	TELEPHONE AND COMMUNICATIONS	83,806	83,264	83,264	59,864	59,864
5467	611	10561100	52	5321	1801	TELEPHONE AND COMMUNICATIONS	119	-	-	-	-
5468	611	10561100	52	5325	1800	POSTAGE	11,809	12,232	12,232	7,232	7,232
5469	611	10561100	52	5325	1802	POSTAGE	-	-	-	-	-
5470	611	10561100	52	5330	1800	UTILITIES	-	551	551	-	-
5471	611	10561100	52	5351	1800	MAINT & REPAIRS-BUILDINGS	-	-	-	-	-
5472	611	10561100	52	5352	1800	MAINT & REPAIRS-EQUIPMENT	4,163	6,382	6,382	4,932	4,932
5473	611	10561100	52	5353	1800	MAINT & REPAIRS-FUEL GAS	6,918	4,726	4,726	5,433	5,433
5474	611	10561100	52	5354	1800	MAINT AGREEMNTS-COMP.SOFTWARE	33,337	33,004	33,004	33,004	33,004
5475	611	10561100	52	5357	1800	IDC-PROP MGNT OPER CHARGES	459,761	415,731	415,731	351,727	351,727
5476	611	10561100	52	5358	1800	MAINT & REPAIRS-VEH INTERDEPT	3,381	866	866	4,025	4,025
5477	611	10561100	52	5359	1800	M&R-VEHICLE-PREVENTABLE ACCDNT	-	-	-	-	-
5478	611	10561100	52	5370	1800	ADVERTISING/EMPL.RECONGNITION	510	50	50	-	-
5479	611	10561100	52	5370	1802	ADVERTISING/EMPL.RECONGNITION	-	-	-	-	-
5480	611	10561100	52	5370	1804	ADVERTISING/EMPL.RECONGNITION	-	-	-	-	-
5481	611	10561100	52	5381	1800	PROFESSIONAL SERVICES	7,265	5,885	5,885	2,385	2,385
5482	611	10561100	52	5381	1801	PROFESSIONAL SERVICES	-	-	-	-	-
5483	611	10561100	52	5381	1802	PROFESSIONAL SERVICES	-	-	-	-	-
5484	611	10561100	52	5381	1804	PROFESSIONAL SERVICES	1,395	1,330	1,330	-	-
5485	611	10561100	52	5383	1800	MEDICAL SERVICES	625	650	650	650	650
5486	611	10561100	52	5392	1800	LAUNDRY AND DRY CLEANING	-	5	5	-	-
5487	611	10561100	52	5395	1800	EDUCATION EXPENSES	1,249	5,542	5,542	4,542	4,542
5488	611	10561100	52	5395	1801	EDUCATION EXPENSES	-	-	-	-	-
5489	611	10561100	52	5395	1804	EDUCATION EXPENSES	425	-	-	-	-
5490	611	10561100	52	5430	1800	RENTAL OF EQUIPMENT	1,935	1,800	1,800	1,800	1,800
5491	611	10561100	52	5450	1800	INSURANCE AND BONDING	23,633	17,544	17,544	17,544	17,544
5492	611	10561100	52	5451	1800	INSURANCE DEDUCTIBLE	-	2,146	2,146	-	-
5493	611	10561100	52	5491	1800	DUES AND MEMBERSHIPS	2,375	2,032	2,032	2,032	2,032
5494	611	10561100	52	5492	1800	UNCOLLECTIBLE ACCOUNTS	33	-	-	-	-
5495			52 Total				1,484,968	1,168,764	1,168,764	1,139,283	1,139,282
5496	611	10561100	55	5510	1800	OFFICE FURNITURE AND EQUIPMENT	5,181	7,138	7,138	-	-
5497	611	10561100	55	5510	1802	OFFICE FURNITURE AND EQUIPMENT	-	-	-	-	-
5498	611	10561100	55	5510	1803	OFFICE FURNITURE AND EQUIPMENT	-	-	-	-	-
5499	611	10561100	55	5540	1800	VEHICLES	-	-	-	-	-
5500	611	10561100	55	5550	1800	OTHER EQUIPMENT	-	-	-	-	-
5501	611	10561100	55	5550	1802	OTHER EQUIPMENT	-	-	-	-	-
5502	611	10561100	55	5580	1800	BUILDINGS AND IMPROVEMENTS	-	-	-	-	-
5503			55 Total				5,181	7,138	7,138	-	-
5504	611	10561100	56	5051	1800	IFT TO LIBRARY CAPITAL PROJ FD	-	-	-	-	-
5505	611	10561100	56	5730	1800	INST FIN PRINCIPAL	119,550	119,550	119,550	119,550	119,550
5506	611	10561100	56	5731	1800	INST FIN INTEREST	103,988	99,236	99,236	96,486	96,486
5507	611	10561100	56	57311	1800	INST FIN INTEREST CREDIT	(6,180)	-	-	-	-
5508	611	10561100	56	5732	1800	INST FIN SERVICE CHARGES	-	-	-	-	-
5509	611	10561100	56	5920	1800	CONTINGENCY	-	557,810	-	-	-
5510	611	10561100	56	5920	1801	CONTINGENCY	-	5,078	-	-	-
5511	611	10561100	56	5920	1802	CONTINGENCY	-	-	-	-	-
5512	611	10561100	56	5920	1804	CONTINGENCY	-	(1,271)	-	-	-
5513			56 Total				217,359	780,403	218,786	216,036	216,036
5514	611	10461100	60	4290	1800	DEPT INTERGOV RECEIPTS RIG-LSR	-	-	-	-	-
5515	611	10461100	60	4368	1802	FED GRANT-FOR PUBLIC ED/LSCA	-	-	-	-	-
5516	611	10461100	60	4447	1804	ST GRANT-SMART START	(83,880)	(79,383)	(79,383)	-	-
5517	611	10461100	60	4468	1800	ST GRANT-FOR PUBLIC ED	(203,655)	(191,812)	(195,235)	(155,368)	(163,040)
5518	611	10461100	60	4510	1800	DEPT SERVICE CHARGES	(155,336)	(150,000)	(156,125)	(190,000)	(190,000)
5519	611	10461100	60	4840	1800	MISC REVENUE-CONTR/DONATIONS	(4,167)	(3,000)	(2,870)	(2,870)	(2,870)
5520	611	10461100	60	4840	1801	MISC REVENUE-CONTR/DONATIONS	(22,189)	(21,000)	(16,550)	(15,000)	(15,000)
5521	611	10461100	60	4840	1803	MISC REVENUE-CONTR/DONATIONS	-	-	-	-	-
5522	611	10461100	60	4851	1800	MISC REVENUE-OTHER REFUNDS	-	-	-	-	-
5523	611	10461100	60	4852	1800	MISC REVENUE-DISC REFUD- E-RATE	-	-	-	-	-
5524	611	10461100	60	4890	1800	MISC REVENUE-OVERAGE/SHORTAGE	10	-	(9)	-	-
5525	611	10461100	60	4892	1800	MISC REVENUE-NSF CHECK FEE	(200)	-	(80)	-	-
5526			60 Total				(469,417)	(445,195)	(450,252)	(363,238)	(370,910)
5527	611 Total						4,354,403	4,598,395	4,006,531	3,762,328	3,754,655
5528	613	10561301	51	5121		SALARIES & WAGES	296,074	282,820	264,541	260,279	260,279
5529	613	10561301	51	5122		SALARIES & WAGES-OVERTIME	721	41	41	600	600
5530	613	10561301	51	5126		SALARIES & WAGES-TEMP AND PART	85,569	95,770	94,746	108,305	106,550
5531	613	10561301	51	5128		TRAVEL ALLOWANCE	1,936	1,936	1,936	1,920	1,920
5532	613	10561301	51	5132		SEPARATION ALLOWANCE	6,945	6,203	6,203	6,105	6,105
5533	613	10561301	51	5134		401-K SUPP RET PLAN -OTHER	14,840	13,229	13,229	13,044	13,044
5534	613	10561301	51	5139		COMMUTING - NONCASH	-	-	-	-	-
5535	613	10561301	51	5170		BOARD MEMBER COMPENSATION	-	-	-	-	-
5536	613	10561301	51	5181		FICA CONTRIBUTIONS	28,896	27,365	27,365	28,389	28,255
5537	613	10561301	51	5182		RET CONTRIB- OTHER EMPLOYEES	14,513	12,937	12,937	12,757	12,757
5538	613	10561301	51	5183		HEALTH INSURANCE	52,176	47,480	47,480	52,877	52,877

Union County, NC - FY2010 Budget Worksheet							May 15th, 2009				
Line	Dept	Dept	Rev	Obj.	Proj.	Account	FY2008	FY2009		FY2010	
								Budget	Yr End	Depart.	Manager
No.	Code	Org. #	Exp	Code	Code	Description	Actual	Before Cuts	Estimate	Request	Recomm.
5539	613	10561301	51	5184		HEALTH INSURANCE - RETIREES	-	-	-	-	-
5540	613	10561301	51	51841		HEALTH INSURANCE - RETIREES	3,445	3,911	3,911	4,170	4,170
5541	613	10561301	51	51842		HEALTH INSURANCE - OPEB	-	2,738	2,738	5,476	5,476
5542	613	10561301	51	5185		UNEMPLOYMENT CLAIMS	104	7,023	7,023	-	-
5543	613	10561301	51	5186		WORKERS COMPENSATION	-	-	-	-	-
5544	613	10561301	51	5187		DENTAL INSURANCE	3,374	2,833	2,833	3,182	3,182
5545	613	10561301	51	5188		DENTAL INS - RETIREES UNDER 65	-	-	-	-	-
5546	613	10561301	51	5189		OTHER FRINGE BENEFITS	384	-	-	385	385
5547	613	10561301	51	5190		LIFE INSURANCE - EMPLOYEES	527	464	464	-	-
5548	613	10561370	51	5126		SALARIES & WAGES-TEMP AND PART	-	-	-	-	-
5549	613	10561370	51	5181		FICA CONTRIBUTIONS	-	-	-	-	-
5550	613	10561370	51	5185		UNEMPLOYMENT CLAIMS	-	-	-	-	-
5551	613	10561370	51	5186		WORKERS COMPENSATION	-	-	-	-	-
5552	613	10561371	51	5121		SALARIES & WAGES	169,120	242,196	224,177	188,289	188,289
5553	613	10561371	51	5122		SALARIES & WAGES-OVERTIME	768	67	66	600	600
5554	613	10561371	51	5126		SALARIES & WAGES-TEMP AND PART	41,462	48,710	48,189	56,732	54,150
5555	613	10561371	51	5128		TRAVEL ALLOWANCE	968	968	968	960	960
5556	613	10561371	51	5132		SEPARATION ALLOWANCE	3,975	5,247	5,247	4,420	4,420
5557	613	10561371	51	5134		401-K SUPP RET PLAN -OTHER	8,495	11,213	11,213	9,444	9,444
5558	613	10561371	51	5139		COMMUTING - NONCASH	-	-	-	-	-
5559	613	10561371	51	5181		FICA CONTRIBUTIONS	15,659	20,051	20,051	18,863	18,666
5560	613	10561371	51	5182		RET CONTRIB. - OTHER EMPLOYEES	8,307	10,966	10,966	9,237	9,237
5561	613	10561371	51	5183		HEALTH INSURANCE	34,734	45,020	45,020	35,769	35,769
5562	613	10561371	51	51842		HEALTH INSURANCE - OPEB	-	1,853	1,853	3,705	3,705
5563	613	10561371	51	5185		UNEMPLOYMENT CLAIMS	383	-	-	-	-
5564	613	10561371	51	5186		WORKERS COMPENSATION	-	-	-	-	-
5565	613	10561371	51	5187		DENTAL INSURANCE	2,160	2,335	2,335	2,153	2,153
5566	613	10561371	51	5189		OTHER FRINGE BENEFITS	350	-	-	951	951
5567	613	10561371	51	5190		LIFE INSURANCE - EMPLOYEES	299	394	394	-	-
5568	613	10561372	51	5121		SALARIES & WAGES	42,551	46,884	46,383	37,400	37,400
5569	613	10561372	51	5122		SALARIES & WAGES-OVERTIME	4	-	-	50	50
5570	613	10561372	51	5126		SALARIES & WAGES-TEMP AND PART	-	-	-	-	2,850
5571	613	10561372	51	5128		TRAVEL ALLOWANCE	968	968	968	960	960
5572	613	10561372	51	5132		SEPARATION ALLOWANCE	996	1,085	1,085	876	876
5573	613	10561372	51	5134		401-K SUPP RET PLAN -OTHER	2,128	2,319	2,319	1,873	1,873
5574	613	10561372	51	5181		FICA CONTRIBUTIONS	3,185	3,580	3,580	2,938	3,156
5575	613	10561372	51	5182		RET CONTRIB. - OTHER EMPLOYEES	2,081	2,268	2,268	1,831	1,831
5576	613	10561372	51	5183		HEALTH INSURANCE	7,378	6,608	6,608	5,443	5,443
5577	613	10561372	51	51842		HEALTH INSURANCE - OPEB	-	282	282	564	564
5578	613	10561372	51	5186		WORKERS COMPENSATION	-	-	-	-	-
5579	613	10561372	51	5187		DENTAL INSURANCE	448	400	400	328	328
5580	613	10561372	51	5189		OTHER FRINGE BENEFITS	42	-	-	-	-
5581	613	10561372	51	5190		LIFE INSURANCE - EMPLOYEES	73	81	81	-	-
5582	613	10561374	51	5121		SALARIES & WAGES	108,999	140,465	127,526	172,385	172,385
5583	613	10561374	51	5122		SALARIES & WAGES-OVERTIME	204	-	-	200	200
5584	613	10561374	51	5126		SALARIES & WAGES-TEMP AND PART	1,624	5,327	5,270	9,173	8,663
5585	613	10561374	51	5128		TRAVEL ALLOWANCE	968	968	968	960	960
5586	613	10561374	51	5132		SEPARATION ALLOWANCE	2,555	2,984	2,984	4,038	4,038
5587	613	10561374	51	5134		401-K SUPP RET PLAN -OTHER	5,460	6,377	6,377	8,629	8,629
5588	613	10561374	51	5181		FICA CONTRIBUTIONS	8,572	10,091	10,091	13,978	13,939
5589	613	10561374	51	5182		RET CONTRIB. - OTHER EMPLOYEES	5,340	6,236	6,236	8,439	8,439
5590	613	10561374	51	5183		HEALTH INSURANCE	16,913	23,687	23,687	38,103	38,103
5591	613	10561374	51	51842		HEALTH INSURANCE - OPEB	-	1,973	1,973	3,946	3,946
5592	613	10561374	51	5186		WORKERS COMPENSATION	-	-	-	-	-
5593	613	10561374	51	5187		DENTAL INSURANCE	1,277	1,410	1,410	2,293	2,293
5594	613	10561374	51	5189		OTHER FRINGE BENEFITS	80	-	-	960	960
5595	613	10561374	51	5190		LIFE INSURANCE - EMPLOYEES	192	219	219	-	-
5596				51 Total			1,008,224	1,157,982	1,106,641	1,143,979	1,141,830
5597	613	10561301	52	5211		CLEANING & JANITORIAL SUPPLIES	2,404	2,648	2,648	2,648	2,648
5598	613	10561301	52	5212		WEARING APPARREL	2,477	2,677	2,677	2,677	2,677
5599	613	10561301	52	5220		FOOD AND PROVISIONS	2,010	1,856	1,856	750	750
5600	613	10561301	52	5232		AUDIO VISUAL SUPPLIES	290	13	13	50	50
5601	613	10561301	52	5233		PERIODICALS BOOKS & OTHER PUB	423	402	402	150	150
5602	613	10561301	52	5235		AGRICULT ANIMAL SUPP AND EQUIP	3,569	3,430	3,430	3,400	3,400
5603	613	10561301	52	5239		MEDICAL SUPPLIES AND EQUIPMENT	710	394	394	500	500
5604	613	10561301	52	5260		PRINTING AND OFFICE SUPPLIES	13,615	15,036	15,036	15,000	15,000
5605	613	10561301	52	5265		OFFICE COMPUTER EQUIPMENT	1,524	-	-	-	-
5606	613	10561301	52	5290		TOOLS AND SUPPLIES	18,433	9,300	9,300	10,500	10,500
5607	613	10561301	52	5299		MISC-JAN 2000 ICE STORM	566	(2)	(2)	-	-
5608	613	10561301	52	5311		TRAVEL	652	478	478	500	500
5609	613	10561301	52	5312		TRAVEL SUBSISTENCE	1,188	400	400	400	400
5610	613	10561301	52	5321		TELEPHONE AND COMMUNICATIONS	12,264	11,300	11,300	11,400	11,400
5611	613	10561301	52	5325		POSTAGE	995	614	614	700	700
5612	613	10561301	52	5330		UTILITIES	21,415	22,130	22,130	22,360	22,360
5613	613	10561301	52	5351		MAINT & REPAIRS-BUILDINGS	11,312	2,551	2,551	3,000	3,000
5614	613	10561301	52	5352		MAINT & REPAIRS-EQUIPMENT	12,294	9,096	9,096	7,700	7,700
5615	613	10561301	52	5353		MAINT & REPAIRS-FUEL GAS	21,968	28,302	28,302	26,152	26,152
5616	613	10561301	52	5354		MAINT AGREEMNTS-COMP.SOFTWARE	501	(7)	(7)	-	-

Union County, NC - FY2010 Budget Worksheet							May 15th, 2009				
Line No.	Dept Code	Dept Org. #	Rev Exp	Obj. Code	Proj. Code	Account Description	FY2008 Actual	FY2009		FY2010	
								Budget Before Cuts	Yr End Estimate	Dept. Request	Manager Recomm.
5617	613	10561301	52	5356		MAINT & REPAIRS-LAND & IMPRVS	16,399	10,190	10,190	6,414	6,414
5618	613	10561301	52	5357		IDC-PROP MGMT OPER CHARGES	-	-	-	-	-
5619	613	10561301	52	5358		MAINT & REPAIRS-VEH INTERDEPT	19,005	23,027	23,027	23,207	23,207
5620	613	10561301	52	5359		MAINT & REPAIRS-VEH INT-PREVC	-	-	-	-	-
5621	613	10561301	52	5360		M&R-VEHICLE-NONPREVENTABLES	1,686	736	736	-	-
5622	613	10561301	52	5370		ADVERTISING/EMPL.RECONGNITION	454	-	-	-	-
5623	613	10561301	52	5381		PROFESSIONAL SERVICES	12,509	9,170	9,170	2,000	2,000
5624	613	10561301	52	5382		LEGAL SERVICES	-	-	-	-	-
5625	613	10561301	52	5383		MEDICAL SERVICES	200	300	300	300	300
5626	613	10561301	52	5392		LAUNDRY AND DRY CLEANING	-	-	-	-	-
5627	613	10561301	52	5395		EDUCATION EXPENSES	3,029	1,840	1,840	2,000	2,000
5628	613	10561301	52	5430		RENTAL OF EQUIPMENT	2,370	2,200	2,200	1,500	1,500
5629	613	10561301	52	5450		INSURANCE AND BONDING	10,256	11,119	11,119	11,119	11,119
5630	613	10561301	52	5491		DUES AND MEMBERSHIPS	609	475	475	475	475
5631	613	10561301	52	5492		UNCOLLECTIBLE ACCOUNTS	-	20	20	-	-
5632	613	10561370	52	5211		CLEANING & JANITORIAL SUPPLIES	-	-	-	-	-
5633	613	10561370	52	5212		WEARING APPARREL	-	-	-	-	-
5634	613	10561370	52	5239		MEDICAL SUPPLIES AND EQUIPMENT	-	-	-	-	-
5635	613	10561370	52	5270		INVENTORY	13,034	12,000	12,000	12,000	12,000
5636	613	10561370	52	52701		NON-BUDGETARY YR END INVENTORY	102	-	-	-	-
5637	613	10561370	52	5271		PURCHASES FOR RESALE-WILDLIFE	20,671	24,700	24,700	24,500	24,500
5638	613	10561370	52	5290		TOOLS AND SUPPLIES	75	2	2	200	200
5639	613	10561370	52	5311		TRAVEL	-	-	-	-	-
5640	613	10561370	52	5351		MAINT & REPAIRS-BUILDINGS	569	750	750	500	500
5641	613	10561370	52	5352		MAINT & REPAIRS-EQUIPMENT	105	150	150	200	200
5642	613	10561370	52	5450		INSURANCE AND BONDING	-	-	-	-	-
5643	613	10561370	52	5491		DUES AND MEMBERSHIPS	-	-	-	-	-
5644	613	10561371	52	5211		CLEANING & JANITORIAL SUPPLIES	2,986	2,400	2,400	2,400	2,400
5645	613	10561371	52	5212		WEARING APPARREL	664	607	607	500	500
5646	613	10561371	52	5232		AUDIO VISUAL SUPPLIES	130	(2)	(2)	-	-
5647	613	10561371	52	5235		AGRICULT ANIMAL SUPP AND EQUIP	766	700	700	700	700
5648	613	10561371	52	5239		MEDICAL SUPPLIES AND EQUIPMENT	271	300	300	300	300
5649	613	10561371	52	5260		PRINTING AND OFFICE SUPPLIES	1,006	1,626	1,626	1,600	1,600
5650	613	10561371	52	5260	1830	PRINTING AND OFFICE SUPPLIES	-	-	-	-	-
5651	613	10561371	52	5270		INVENTORY	15,000	14,500	14,500	14,500	14,500
5652	613	10561371	52	52701		NON-BUDGETARY YR END INVENTORY	(1,675)	-	-	-	-
5653	613	10561371	52	5290		TOOLS AND SUPPLIES	23,037	11,200	11,200	11,200	11,200
5654	613	10561371	52	5312		TRAVEL SUBSISTENCE	438	(5)	(5)	-	-
5655	613	10561371	52	5321		TELEPHONE AND COMMUNICATIONS	2,659	3,711	3,711	3,500	3,500
5656	613	10561371	52	5325		POSTAGE	319	145	145	200	200
5657	613	10561371	52	5330		UTILITIES	26,763	29,022	29,022	29,500	29,500
5658	613	10561371	52	5351		MAINT & REPAIRS-BUILDINGS	13,262	2,500	2,500	2,500	2,500
5659	613	10561371	52	5352		MAINT & REPAIRS-EQUIPMENT	1,592	3,000	3,000	3,000	3,000
5660	613	10561371	52	5353		MAINT & REPAIRS-FUEL GAS	-	527	527	500	500
5661	613	10561371	52	5356		MAINT & REPAIRS-LAND & IMPRVS	6,054	12,740	12,740	10,000	10,000
5662	613	10561371	52	5358		M&R-VEHICLE-ROUTINE INTERDEPT	-	-	-	-	-
5663	613	10561371	52	5370		ADVERTISING/EMPL.RECONGNITION	-	-	-	-	-
5664	613	10561371	52	5381		PROFESSIONAL SERVICES	7,987	3,150	3,150	3,150	3,150
5665	613	10561371	52	5382		LEGAL SERVICES	-	-	-	-	-
5666	613	10561371	52	5395		EDUCATION EXPENSES	909	1,000	1,000	1,000	1,000
5667	613	10561371	52	5430		RENTAL OF EQUIPMENT	4,322	4,425	4,425	4,000	4,000
5668	613	10561371	52	5450		INSURANCE AND BONDING	2,074	2,016	2,016	2,016	2,016
5669	613	10561371	52	5451		INSURANCE DEDUCTIBLE	-	-	-	-	-
5670	613	10561371	52	5491		DUES AND MEMBERSHIPS	588	499	499	499	499
5671	613	10561372	52	5211		CLEANING & JANITORIAL SUPPLIES	384	550	550	550	550
5672	613	10561372	52	5212		WEARING APPARREL	-	500	500	500	500
5673	613	10561372	52	5220		FOOD AND PROVISIONS	1,210	(1)	(1)	-	-
5674	613	10561372	52	5232		AUDIO VISUAL SUPPLIES	190	91	91	100	100
5675	613	10561372	52	5233		PERIODICALS BOOKS & OTHER PUB	-	-	-	-	-
5676	613	10561372	52	5235		AGRICULT ANIMAL SUPP AND EQUIP	1,566	970	970	1,000	1,000
5677	613	10561372	52	5239		MEDICAL SUPPLIES AND EQUIPMENT	162	200	200	200	200
5678	613	10561372	52	5260		PRINTING AND OFFICE SUPPLIES	181	122	122	200	200
5679	613	10561372	52	5265		OFFICE COMPUTER EQUIPMENT	429	-	-	-	-
5680	613	10561372	52	5290		TOOLS AND SUPPLIES	8,773	4,000	4,000	5,000	5,000
5681	613	10561372	52	5311		TRAVEL	-	-	-	-	-
5682	613	10561372	52	5312		TRAVEL SUBSISTENCE	26	-	-	-	-
5683	613	10561372	52	5321		TELEPHONE AND COMMUNICATIONS	1,196	300	300	300	300
5684	613	10561372	52	5325		POSTAGE	491	(1)	(1)	100	100
5685	613	10561372	52	5330		UTILITIES	6,844	7,800	7,800	8,170	8,170
5686	613	10561372	52	5351		MAINT & REPAIRS-BUILDINGS	2,736	508	508	500	500
5687	613	10561372	52	5352		MAINT & REPAIRS-EQUIPMENT	140	177	177	500	500
5688	613	10561372	52	5353		MAINT & REPAIRS-FUEL GAS	1,181	-	-	500	500
5689	613	10561372	52	5356		MAINT & REPAIRS-LAND & IMPRVS	3,110	1,074	1,074	1,000	1,000
5690	613	10561372	52	5358		MAINT & REPAIRS-VEH INTERDEPT	-	-	-	-	-
5691	613	10561372	52	5370		ADVERTISING/EMPL.RECONGNITION	-	-	-	-	-
5692	613	10561372	52	5381		PROFESSIONAL SERVICES	449	-	-	-	-
5693	613	10561372	52	5395		EDUCATION EXPENSES	140	107	107	100	100
5694	613	10561372	52	5398		TRANSPORTATION	-	-	-	-	-

Union County, NC - FY2010 Budget Worksheet							May 15th, 2009				
Line No.	Dept Code	Dept Org. #	Rev Exp	Obj. Code	Proj. Code	Account Description	FY2008	FY2009		FY2010	
							Actual	Budget Before Cuts	Yr End Estimate	Depart. Request	Manager Recomm.
5695	613	10561372	52	5410		RENTAL OF REAL PROPERTY	-	-	-	-	-
5696	613	10561372	52	5430		RENTAL OF EQUIPMENT	-	-	-	250	250
5697	613	10561372	52	5450		INSURANCE AND BONDING	274	243	243	243	243
5698	613	10561372	52	5451		INSURANCE DEDUCTIBLE	-	-	-	-	-
5699	613	10561372	52	5491		DUES AND MEMBERSHIPS	161	181	181	100	100
5700	613	10561374	52	5211		CLEANING & JANITORIAL SUPPLIES	314	500	500	1,000	1,000
5701	613	10561374	52	5212		WEARING APPARREL	374	912	912	500	500
5702	613	10561374	52	5220		FOOD AND PROVISIONS	-	-	-	-	-
5703	613	10561374	52	5232		AUDIO VISUAL SUPPLIES	-	-	-	-	-
5704	613	10561374	52	5233		PERIODICALS BOOKS & OTHER PUB	-	-	-	-	-
5705	613	10561374	52	5235		AGRICULT ANIMAL SUPP AND EQUIP	374	925	925	10,000	10,000
5706	613	10561374	52	5239		MEDICAL SUPPLIES AND EQUIPMENT	162	-	-	500	500
5707	613	10561374	52	5260		PRINTING AND OFFICE SUPPLIES	100	300	300	300	300
5708	613	10561374	52	5265		OFFICE COMPUTER EQUIPMENT	-	-	-	-	-
5709	613	10561374	52	5290		TOOLS AND SUPPLIES	47,018	1,850	1,850	1,500	1,500
5710	613	10561374	52	5311		TRAVEL	-	15	15	-	-
5711	613	10561374	52	5312		TRAVEL SUBSISTENCE	509	(7)	(7)	-	-
5712	613	10561374	52	5321		TELEPHONE AND COMMUNICATIONS	-	300	300	300	300
5713	613	10561374	52	5325		POSTAGE	-	-	-	-	-
5714	613	10561374	52	5330		UTILITIES	8,580	37,400	37,400	20,000	20,000
5715	613	10561374	52	5351		MAINT & REPAIRS-BUILDINGS	455	200	200	200	200
5716	613	10561374	52	5352		MAINT & REPAIRS-EQUIPMENT	-	732	732	1,000	1,000
5717	613	10561374	52	5353		MAINT & REPAIRS-FUEL GAS	5,675	7,507	7,507	7,896	7,896
5718	613	10561374	52	5356		MAINT & REPAIRS-LAND & IMPRVS	1,375	3,700	3,700	5,000	5,000
5719	613	10561374	52	5358		M&R-VEHICLE-ROUTINE INTERDEPT	764	534	534	909	909
5720	613	10561374	52	5370		ADVERTISING/EMPL.RECONGNITION	-	-	-	-	-
5721	613	10561374	52	5381		PROFESSIONAL SERVICES	4,725	19,643	19,643	12,000	12,000
5722	613	10561374	52	5395		EDUCATION EXPENSES	9	446	446	300	300
5723	613	10561374	52	5398		TRANSPORTATION	-	-	-	-	-
5724	613	10561374	52	5410		RENTAL OF REAL PROPERTY	-	-	-	-	-
5725	613	10561374	52	5430		RENTAL OF EQUIPMENT	97	(1)	(1)	100	100
5726	613	10561374	52	5450		INSURANCE AND BONDING	638	553	553	553	553
5727	613	10561374	52	5491		DUES AND MEMBERSHIPS	233	189	189	200	200
5728			52	Total			439,874	393,877	393,877	364,938	364,938
5729	613	10561301	55	5510		OFFICE FURNITURE AND EQUIPMENT	-	-	-	-	-
5730	613	10561301	55	5540		VEHICLES	-	-	-	-	-
5731	613	10561301	55	5550		OTHER EQUIPMENT	-	11,075	11,075	-	-
5732	613	10561301	55	5570		LAND AND IMPROVEMENTS	-	53,607	53,607	-	-
5733	613	10561301	55	5580		BUILDINGS AND IMPROVEMENTS	-	-	-	-	-
5734	613	10561370	55	5550		OTHER EQUIPMENT	-	-	-	-	-
5735	613	10561371	55	5510		OFFICE FURNITURE AND EQUIPMENT	-	-	-	-	-
5736	613	10561371	55	5540		VEHICLES	-	-	-	-	-
5737	613	10561371	55	5550		OTHER EQUIPMENT	-	-	-	-	-
5738	613	10561371	55	5570		LAND AND IMPROVEMENTS	92,772	-	-	-	-
5739	613	10561371	55	5570	1830	LAND AND IMPROVEMENTS	-	-	-	-	-
5740	613	10561371	55	5580		BUILDINGS AND IMPROVEMENTS	-	-	-	-	-
5741	613	10561371	55	5580	1830	BUILDINGS AND IMPROVEMENTS	-	-	-	-	-
5742	613	10561371	55	5595		CONSTRUCTION	-	-	-	-	-
5743	613	10561372	55	5540		VEHICLES	-	-	-	-	-
5744	613	10561372	55	5550		OTHER EQUIPMENT	7,522	9,504	9,504	-	-
5745	613	10561372	55	5570		LAND AND IMPROVEMENTS	12,961	37,242	37,242	-	-
5746	613	10561372	55	5570	1831	LAND AND IMPROVEMENTS	-	-	-	-	-
5747	613	10561372	55	5580		BUILDINGS AND IMPROVEMENTS	-	33,900	33,900	-	-
5748	613	10561374	55	5540		VEHICLES	17,458	-	-	-	-
5749	613	10561374	55	5550		OTHER EQUIPMENT	23,463	75,618	75,618	-	-
5750	613	10561374	55	5570		LAND AND IMPROVEMENTS	8,240	-	-	-	-
5751			55	Total			162,416	220,946	220,946	-	-
5752	613	10561301	56	5040		IFT TO GENERAL CAPITAL PROJ FD	-	-	-	-	-
5753	613	10561301	56	5699		PAYMENTS TO OTHER AGENCIES	-	-	-	11,800	11,800
5754	613	10561301	56	5920		CONTINGENCY	-	258,141	-	-	-
5755	613	10561370	56	5920		CONTINGENCY	-	5,173	-	-	-
5756	613	10561371	56	5040		IFT TO GENERAL CAPITAL PROJ FD	20,500	-	-	-	-
5757	613	10561371	56	5920		CONTINGENCY	-	63,569	-	-	-
5758	613	10561372	56	5040		IFT TO GENERAL CAPITAL PROJ FD	-	-	-	-	-
5759	613	10561372	56	5040	PR009	IFT TO GENERAL CAPITAL PROJ FD	-	-	-	-	-
5760	613	10561372	56	5630		PAYMENTS TO OTHER GOV UNITS	-	-	-	-	-
5761	613	10561372	56	5699		PAYMENTS TO OTHER AGENCIES	179,543	213,668	213,668	225,000	157,500
5762	613	10561372	56	5920		CONTINGENCY	-	186,440	-	-	-
5763	613	10561373	56	5699		PAYMENTS TO OTHER AGENCIES	-	-	-	-	-
5764	613	10561373	56	5710		GO BOND PRINCIPAL	-	-	-	-	-
5765	613	10561373	56	5711		GO BOND INTEREST	-	-	-	-	-
5766	613	10561373	56	5712		GO BOND SERVICE CHARGES	-	-	-	-	-
5767	613	10561373	56	5730		INST FIN PRINCIPAL	2,745	2,746	2,746	2,746	2,746
5768	613	10561373	56	5731		INST FIN INTEREST	2,388	2,279	2,279	2,216	2,216
5769	613	10561373	56	57311		INST FIN INTEREST CREDIT	(142)	(18)	(18)	-	-
5770	613	10561373	56	5732		INST FIN SERVICE CHARGES	-	-	-	-	-
5771	613	10561373	56	5920		CONTINGENCY	-	18	-	-	-
5772	613	10561374	56	5040		IFT TO GENERAL CAPITAL PROJ FD	-	351,122	351,122	-	-

Union County, NC - FY2010 Budget Worksheet							May 15th, 2009				
Line	Dept	Dept	Rev	Obj.	Proj.	Account	FY2008	FY2009		FY2010	
								Budget	Yr End	Depart.	Manager
No.	Code	Org. #	Exp	Code	Code	Description	Actual	Before Cuts	Estimate	Request	Recomm.
5773	613	10561374	56	5920		CONTINGENCY	-	13,306	-	-	-
5774			56 Total				205,035	1,096,444	569,797	241,762	174,262
5775	613	10461301	60	4327		FED GRANT-FEMA	-	-	-	-	-
5776	613	10461301	60	4390		FED GRANT-US DOT FED HWY ADMIN	-	-	-	(11,800)	(11,800)
5777	613	10461301	60	4415		ST GRANT-ADOPT-A-TRAIL	(3,018)	(4,000)	-	-	-
5778	613	10461301	60	4510		DEPT SERVICE CHARGES	(267,049)	(280,000)	(255,000)	(248,000)	(248,000)
5779	613	10461301	60	4512		DEPT SERVICE CHARGES-BIKE RACE	-	(100)	-	-	-
5780	613	10461301	60	4540		DEPT SRV CHRGS-RESTITUTION	-	-	-	-	-
5781	613	10461301	60	4730		INST FING PROCEEDS	-	-	-	-	-
5782	613	10461301	60	4850		MISC REVENUE-INSURANCE REFUNDS	-	-	(7,540)	-	-
5783	613	10461301	60	4860		MISC REVENUE-RENT INCOME	(7,879)	(3,500)	(4,000)	(3,500)	(3,500)
5784	613	10461301	60	4890		MISC REVENUE-OVERAGE/SHORTAGE	61	-	200	-	-
5785	613	10461301	60	4892		MISC REVENUE-NSF CHECK FEE	(20)	-	(20)	-	-
5786	613	10461370	60	4570		DEPT SERVICE CHARGES-CONCESSN	(18,581)	(22,000)	(17,000)	(18,800)	(18,800)
5787	613	10461370	60	4571		DEPT SRV CHRGS-WILDLIFE	(23,285)	(25,000)	(24,700)	(24,500)	(24,500)
5788	613	10461370	60	4860		MISC REVENUE-RENT INCOME	(400)	(1,200)	(2,093)	(2,361)	(2,361)
5789	613	10461370	60	4890		MISC REVENUE-OVERAGE/SHORTAGE	6	-	5	-	-
5790	613	10461371	60	4414	1830	ST GRANT-NC DEPT EHNH	-	-	-	-	-
5791	613	10461371	60	4510		DEPT SERVICE CHARGES-CAMPING	(178,839)	(155,000)	(175,000)	(173,000)	(173,000)
5792	613	10461371	60	4511		DEPT SERVICE CHARGES-ANNUAL CP	-	-	-	-	-
5793	613	10461371	60	4512		DEPT SERVICE CHARGES-RESRVNTS	(7,982)	(7,200)	(7,500)	(7,500)	(7,500)
5794	613	10461371	60	4570		DEPT SERVICE CHARGES-CONCESSN	(23,297)	(24,000)	(23,000)	(22,100)	(22,100)
5795	613	10461371	60	4860		MISC REVENUE-RENT INCOME	(36,422)	(26,000)	(53,100)	(45,600)	(45,600)
5796	613	10461371	60	4890		MISC REVENUE-OVERAGE/SHORTAGE	249	-	10	-	-
5797	613	10461371	60	4892		MISC REVENUE-NSF CHECK FEE	-	-	-	-	-
5798	613	10461372	60	4408		ST GRANT-GENERAL	-	-	-	-	-
5799	613	10461372	60	4410		ST GRANT - FRED KIRBY PARK	-	-	-	-	-
5800	613	10461372	60	4414	1831	ST GRANT-NC DEPT EHNH	-	-	-	-	-
5801	613	10461372	60	4510		DEPT SERVICE CHARGES	(14,097)	(15,000)	(15)	-	-
5802	613	10461372	60	4860		MISC REVENUE-RENT INCOME	(9,792)	(13,000)	(17,900)	(12,000)	(12,000)
5803	613	10461373	60	4535		DEPT SRV CHRGS-AGENCY REIMB	(14,959)	(14,960)	(14,960)	(14,960)	(14,960)
5804	613	10461373	60	4535	1	DEPT SRV CHRGS-AGENCY REIMB	0	-	-	-	-
5805	613	10461374	60	4510		DEPT SRV CHRGS	-	-	-	-	-
5806	613	10461374	60	4860		MISC REVENUE-RENT INCOME	-	(9,500)	-	(7,000)	(7,000)
5807			60 Total				(605,305)	(600,460)	(601,613)	(591,121)	(591,121)
5808	613 Total						1,210,244	2,268,789	1,689,648	1,159,558	1,089,909
5809	614	10561400	56	5699		PAYMENTS TO OTHER AGENCIES	55,000	55,000	55,000	49,500	49,500
5810			56 Total				55,000	55,000	55,000	49,500	49,500
5811	614 Total						55,000	55,000	55,000	49,500	49,500
5812	615	10561500	52	5357		IDC-PROP MGNT OPER CHARGES	12,666	13,544	13,544	11,979	11,979
5813	615	10561500	52	5381		PROFESSIONAL SERVICES	-	-	-	-	-
5814	615	10561500	52	5450		INSURANCE AND BONDING	331	229	229	229	229
5815			52 Total				12,997	13,773	13,773	12,208	12,208
5816	615	10561500	56	5699		PAYMENTS TO OTHER AGENCIES	11,500	9,000	9,000	14,000	8,100
5817	615	10561500	56	5920		CONTINGENCY	-	103,298	-	-	-
5818			56 Total				11,500	112,298	9,000	14,000	8,100
5819	615	10461500	60	4560		DEPT SERVICE CHARGES-RESALE	(654)	-	-	-	-
5820			60 Total				(654)	-	-	-	-
5821	615 Total						23,843	126,071	22,773	26,208	20,308
5822	616	10561600	56	5699		PAYMENTS TO OTHER AGENCIES	-	-	-	-	-
5823			56 Total				-	-	-	-	-
5824	616 Total						-	-	-	-	-
5825	617	10561700	52	5220		FOOD AND PROVISIONS	-	-	-	-	-
5826	617	10561700	52	5260		PRINTING AND OFFICE SUPPLIES	-	-	-	-	-
5827	617	10561700	52	5290		TOOLS AND SUPPLIES	-	-	-	-	-
5828	617	10561700	52	5370		ADVERTISING/EMPL.RECONGNITION	-	-	-	-	-
5829	617	10561700	52	5491		DUES AND MEMBERSHIPS	-	-	-	-	-
5830			52 Total				-	-	-	-	-
5831	617 Total						-	-	-	-	-
5832	619	10561900	56	5699		PAYMENTS TO OTHER AGENCIES	55,000	5,000	5,000	5,000	4,500
5833			56 Total				55,000	5,000	5,000	5,000	4,500
5834	619 Total						55,000	5,000	5,000	5,000	4,500
5835	930	10593000	51	5121		SALARIES & WAGES	-	-	-	-	-
5836	930	10593000	51	5122		SALARIES & WAGES-OVERTIME	-	-	-	-	-
5837	930	10593000	51	5126		SALARIES & WAGES-TEMP AND PART	-	-	-	-	-
5838	930	10593000	51	5132		SEPARATION ALLOWANCE	-	-	-	-	-
5839	930	10593000	51	5133		401-K SUPP RET PLAN -LEO	-	-	-	-	-
5840	930	10593000	51	5134		401-K SUPP RET PLAN -OTHER	-	-	-	-	-
5841	930	10593000	51	5180		RET CONTRIB-LAW ENFORCEMENT	-	-	-	-	-
5842	930	10593000	51	5181		FICA CONTRIBUTIONS	-	-	-	-	-
5843	930	10593000	51	5182		RET CONTRIB.- OTHER EMPLOYEES	-	-	-	-	-
5844	930	10593000	51	5183		HEALTH INSURANCE	-	(77,713)	-	-	-
5845	930	10593000	51	5184		HEALTH INSURANCE - RETIREES	-	20,096	-	-	-
5846	930	10593000	51	51841		HEALTH INSURANCE - RETIREES	-	16,037	-	-	-
5847	930	10593000	51	5185		UNEMPLOYMENT CLAIMS	-	35,656	-	150,000	150,000
5848	930	10593000	51	5186		WORKERS COMPENSATION	-	-	-	-	-
5849	930	10593000	51	5187		DENTAL INSURANCE	-	66,875	-	-	-
5850	930	10593000	51	5188		DENTAL INS - RETIREES UNDER 65	-	5,169	-	-	-

Union County, NC - FY2010 Budget Worksheet							May 15th, 2009				
Line	Dept	Dept	Rev	Obj.	Proj.	Account	FY2008	FY2009		FY2010	
								Budget	Yr End	Depart.	Manager
No.	Code	Org. #	Exp	Code	Code	Description	Actual	Before Cuts	Estimate	Request	Recomm.
5851	930	10593000	51	5189		4M FREEZE-PROBABLE TURN OVER	-	9,398	-	-	-
5852			51 Total				-	75,518	-	150,000	150,000
5853	930	10593000	52	5260		PRINTING AND OFFICE SUPPLIES	-	-	-	-	-
5854	930	10593000	52	5290		TOOLS AND SUPPLIES	-	-	-	-	-
5855	930	10593000	52	5299		MISCELLANEOUS	-	-	-	-	-
5856	930	10593000	52	5330		UTILITIES	-	-	-	-	-
5857	930	10593000	52	5353		MAINT & REPAIRS-FUEL GAS	-	-	-	-	-
5858	930	10593000	52	5354		MAINT AGREEMNTS-COMP.SOFTWARE	-	-	-	-	-
5859	930	10593000	52	5358		MAINT & REPAIRS-VEH INTERDEPT	-	-	-	-	-
5860	930	10593000	52	5360		M&R-VEHICLE-NONPREVENTABLES	-	-	-	88,000	88,000
5861	930	10593000	52	5370		ADVERTISING/EMPL.RECONGNITION	-	-	-	-	-
5862	930	10593000	52	5381		PROFESSIONAL SERVICES	-	-	-	-	-
5863	930	10593000	52	5395		EDUCATION EXPENSES	-	-	-	-	-
5864	930	10593000	52	5450		INSURANCE AND BONDING	-	-	-	-	-
5865			52 Total				-	-	-	88,000	88,000
5866	930	10593000	55	5510		OFFICE FURNITURE AND EQUIPMENT	-	-	-	-	-
5867	930	10593000	55	5550		OTHER EQUIPMENT	-	-	-	-	-
5868			55 Total				-	-	-	-	-
5869	930	10592000	56	5920		CONTINGENCY	-	160,072	-	500,000	803,511
5870	930	10593000	56	5920		CONTINGENCY	-	88,000	-	-	-
5871			56 Total				-	248,072	-	500,000	803,511
5872	930 Total						-	323,590	-	738,000	1,041,511
5873	980	10598000	56	5023		IFT TO LIBRARY CAPITAL RES FD	-	-	-	-	-
5874	980	10598000	56	5033		IFT TO EMERGENCY TELE SYS FD	-	-	-	-	-
5875	980	10598000	56	5035		IFT TO REAPPRAISAL FUND	-	-	-	-	-
5876	980	10598000	56	5040		IFT TO GENERAL CAPITAL PROJ FD	-	-	-	-	-
5877	980	10598000	56	5051		IFT TO LIBRARY CAPITAL PROJ FD	-	-	-	-	-
5878	980	10598000	56	5052		IFT TO SEWER CAPITAL PROJ FD	-	-	-	-	-
5879	980	10598000	56	5053		IFT TO WATER CAPITAL PROJ FD	-	-	-	-	-
5880	980	10598000	56	5058		IFT TO SCHOOL BOND FUND	-	-	-	-	-
5881	980	10598000	56	5061		IFT TO WATER/SEWER OPER FUND	-	-	-	-	-
5882	980	10598000	56	5066		IFT TO SOLID WASTE OPER FUND	-	-	-	-	-
5883	980	10598000	56	5070		IFT TO WORKERS COMP FUND	-	-	-	-	-
5884			56 Total				-	-	-	-	-
5885	980	10498000	60	4015		IFT FROM DEBT RESERVE FUND	-	-	-	-	-
5886	980	10498000	60	4055		IFT FROM SCHOOL BOND FUND	-	-	-	-	-
5887	980	10498000	60	4057		IFT FROM SCHOOL BOND FUND	-	-	-	-	-
5888	980	10498000	60	4058		IFT FROM SCHOOL BOND FUND	-	-	-	-	-
5889	980	10498000	60	4059		IFT FROM SCHOOL BOND FUND	-	-	-	-	-
5890	980	10498000	60	4061		IFT FROM WATER/SEWER OPER FD	-	-	-	-	-
5891			60 Total				-	-	-	-	-
5892	980 Total						-	-	-	-	-
5893						Net Department (Revenue)/Expenditure	166,490,352	197,947,519	186,211,441	190,360,336	189,535,160
5894											
5895						Net General Fund (Revenue)/Expenditure	(2,815,197)	-	(966,387)	-	-

Union County, NC - FY2010 Budget Worksheet					May 15th, 2009				
Line No.	Dept Org. #	Obj. Code	Proj. Code	Account Description	FY2008 Actual	FY2009		FY2010	
						Budget Before Cuts	Yr End Estimate	Dept. Request	Manager Recomm.
1	33443200	4162		911 CHARGES	(427,150)	-	-	-	-
2	33443200	4317		FED GRANT-NC-DENR	(31,840)	-	-	-	-
3	33443200	4417		ST GRANT-NC-DENR	-	-	-	-	-
4	33443200	4814		INVEST EARNINGS-ADJUSTMENT	-	-	-	-	-
5	33443209	4162		911 CHARGES	(817,350)	(1,244,465)	(1,244,465)	(1,244,465)	(1,244,465)
6	33443209	4814		INVEST EARNINGS-ADJUSTMENT	-	-	-	-	-
7	33493000	4810		INVEST EARNINGS	(103,119)	(110,599)	-	-	-
8	33493000	4813		INVEST ACCRUAL/GAIN/LOSSES	(18,318)	-	-	-	-
9	33493000	4816		INVEST EARNINGS-C2IG	-	-	-	-	-
10	33493000	4850		MISC REVENUE-INSURANCE REFUNDS	-	-	-	-	-
11	33498000	4010		IFT FROM GENERAL FUND	-	-	-	-	-
12	33499100	4991		FUND BALANCE APPROPRIATED	-	-	-	-	-
13				Total Revenue	(1,397,776)	(1,355,064)	(1,244,465)	(1,244,465)	(1,244,465)
14									
15	33543200	5121		SALARIES & WAGES	184,972	-	-	-	-
16	33543209	5121		SALARIES & WAGES	-	45,669	45,669	44,478	44,478
17	33593000	5121		SALARIES & WAGES	-	-	-	-	-
18	33543209	5122		SALARIES & WAGES-OVERTIME	-	-	-	-	-
19	33543200	5126		SALARIES & WAGES-TEMP AND PART	-	-	-	-	-
20	33543200	5128		TRAVEL ALLOWANCE	-	-	-	-	-
21	33543200	5132		SEPARATION ALLOWANCE	4,328	-	-	-	-
22	33543209	5132		SEPARATION ALLOWANCE	-	1,068	1,068	1,041	1,041
23	33593000	5132		SEPARATION ALLOWANCE	-	-	-	-	-
24	33543200	5134		401-K SUPP RET PLAN -OTHER	9,249	-	-	-	-
25	33543209	5134		401-K SUPP RET PLAN -OTHER	-	2,282	2,282	2,224	2,224
26	33593000	5134		401-K SUPP RET PLAN -OTHER	-	-	-	-	-
27	33543200	5181		FICA CONTRIBUTIONS	13,420	-	-	-	-
28	33543209	5181		FICA CONTRIBUTIONS	-	3,190	3,190	3,403	3,403
29	33593000	5181		FICA CONTRIBUTIONS	-	-	-	-	-
30	33543200	5182		RET CONTRIB.- OTHER EMPLOYEES	9,045	-	-	-	-
31	33543209	5182		RET CONTRIB.- OTHER EMPLOYEES	-	2,232	2,232	2,175	2,175
32	33593000	5182		RET CONTRIB.- OTHER EMPLOYEES	-	-	-	-	-
33	33543200	5183		HEALTH INSURANCE	32,360	-	-	-	-
34	33543209	5183		HEALTH INSURANCE	-	10,681	10,681	8,942	8,942
35	33593000	5183		HEALTH INSURANCE	-	-	-	-	-
36	33593000	5184		HEALTH INSURANCE - RETIREES	-	-	-	-	-
37	33543209	51842		HEALTH INSURANCE - OPEB	-	463	463	926	926
38	33543200	5186		WORKERS COMPENSATION	-	-	-	-	-
39	33593000	5186		WORKERS COMPENSATION	-	-	-	-	-
40	33543200	5187		DENTAL INSURANCE	1,745	-	-	-	-
41	33543209	5187		DENTAL INSURANCE	-	460	460	538	538
42	33543200	5189		OTHER FRINGE BENEFITS	-	-	-	-	-
43	33543200	5190		LIFE INSURANCE - EMPLOYEES	323	-	-	-	-
44	33543209	5190		LIFE INSURANCE - EMPLOYEES	-	78	78	-	-
45					255,442	66,123	66,123	63,727	63,727
46	33543200	5211		CLEANING & JANITORIAL SUPPLIES	-	-	-	-	-
47	33543209	5211		CLEANING & JANITORIAL SUPPLIES	-	-	-	-	-
48	33543200	5212		WEARING APPARREL	-	-	-	-	-
49	33543209	5212		WEARING APPARREL	-	-	-	-	-
50	33543200	5220		FOOD AND PROVISIONS	-	-	-	-	-
51	33543209	5220		FOOD AND PROVISIONS	-	-	-	-	-
52	33543200	5233		PERIODICALS BOOKS & OTHER PUB	-	-	-	-	-
53	33543209	5233		PERIODICALS BOOKS & OTHER PUB	-	-	-	-	-
54	33543200	5260		PRINTING AND OFFICE SUPPLIES	625	-	-	-	-
55	33543209	5260		PRINTING AND OFFICE SUPPLIES	-	-	-	-	-
56	33543200	5290		TOOLS AND SUPPLIES	211	-	-	-	-
57	33543209	5290		TOOLS AND SUPPLIES	-	1,500	1,500	2,000	2,000
58	33543200	5311		TRAVEL	449	-	-	-	-
59	33543209	5311		TRAVEL	-	-	-	-	-
60	33543200	5312		TRAVEL SUBSISTENCE	1,497	-	-	-	-
61	33543209	5312		TRAVEL SUBSISTENCE	-	-	-	-	-
62	33543200	5321		TELEPHONE AND COMMUNICATIONS	103,922	-	-	-	-
63	33543209	5321		TELEPHONE AND COMMUNICATIONS	63,978	339,364	339,364	350,892	350,892
64	33543200	5325		POSTAGE	101	-	-	-	-
65	33543209	5325		POSTAGE	-	-	-	-	-
66	33543200	5351		MAINT & REPAIRS-BUILDINGS	2,760	-	-	-	-
67	33543209	5351		MAINT & REPAIRS-BUILDINGS	-	-	-	-	-
68	33543200	5352		MAINT & REPAIRS-EQUIPMENT	9,389	-	-	-	-
69	33543209	5352		MAINT & REPAIRS-EQUIPMENT	55,083	130,125	130,125	148,726	148,726
70	33543200	5354		MAINT AGREEMNTS-COMP.SOFTWARE	-	-	-	-	-
71	33543209	5354		MAINT AGREEMNTS-COMP.SOFTWARE	-	-	-	-	-
72	33543200	53541		IDC-ITS 542100 OP CHARGES	-	-	-	-	-
73	33543200	53545		IDC-ITS 542100 CAP CHARGES	-	-	-	-	-
74	33543209	53545		IDC-ITS 542100 CAP CHARGES	-	-	-	-	-
75	33543200	53547		IDC-GIS 542200 CAP CHARGES	-	-	-	-	-

Union County, NC - FY2010 Budget Worksheet					May 15th, 2009				
Line No.	Dept Org. #	Obj. Code	Proj. Code	Account Description	FY2008 Actual	FY2009		FY2010	
						Budget Before Cuts	Yr End Estimate	Depart. Request	Manager Recomm.
76	33543200	5356		MAINT & REPAIRS-LAND & IMPRV	-	-	-	-	-
77	33543209	5356		MAINT & REPAIRS-LAND & IMPRV	-	-	-	-	-
78	33543200	5370		ADVERTISING/EMPL.RECONGNITION	61	-	-	-	-
79	33543209	5370		ADVERTISING/EMPL.RECONGNITION	-	-	-	-	-
80	33543200	5381		PROFESSIONAL SERVICES	-	-	-	-	-
81	33543209	5381		PROFESSIONAL SERVICES	-	-	-	-	-
82	33543200	5383		MEDICAL SERVICES	-	-	-	-	-
83	33543209	5383		MEDICAL SERVICES	-	-	-	-	-
84	33543209	5389		OTHER PROF SRVS	-	44,786	44,786	44,786	44,786
85	33543200	5393		TEMPORARY HELP SERVICES	-	-	-	-	-
86	33543209	5393		TEMPORARY HELP SERVICES	-	-	-	-	-
87	33543200	5395		EDUCATION EXPENSES	1,674	-	-	-	-
88	33543209	5395		EDUCATION EXPENSES	54,128	3,792	3,792	8,000	8,000
89	33543200	5430		RENTAL OF EQUIPMENT	33,225	-	-	-	-
90	33543209	5430		RENTAL OF EQUIPMENT	28,307	-	-	-	-
91	33543200	5450		INSURANCE AND BONDING	1,068	-	-	-	-
92	33543209	5450		INSURANCE AND BONDING	-	-	-	-	-
93	33593000	5450		INSURANCE AND BONDING	-	-	-	-	-
94	33543200	5491		DUES AND MEMBERSHIPS	208	-	-	-	-
95	33543209	5491		DUES AND MEMBERSHIPS	-	-	-	-	-
96					356,685	519,567	519,567	554,404	554,404
97	33543200	5510		OFFICE FURNITURE AND EQUIPMENT	-	-	-	-	-
98	33543209	5510		OFFICE FURNITURE AND EQUIPMENT	-	-	-	-	-
99	33543200	5550		OTHER EQUIPMENT	946,870	-	-	-	-
100	33543209	5550		OTHER EQUIPMENT	756,995	80,770	80,770	561,173	561,173
101	33543200	5580		BUILDINGS AND IMPROVEMENTS	56,351	-	-	-	-
102	33543209	5580		BUILDINGS AND IMPROVEMENTS	-	-	-	-	-
103					1,760,216	80,770	80,770	561,173	561,173
104	33543200	5010		IFT TO GENERAL FUND	1,395,870	-	-	-	-
105	33543200	5040		IFT TO GENERAL CAPITAL PROJ FD	-	-	-	-	-
106	33543200	5920		CONTINGENCY	-	-	-	-	-
107	33543209	5920		CONTINGENCY	-	-	-	-	-
108	33593000	5920		CONTINGENCY	-	(255,635)	-	65,161	65,161
109	33599100	5991		CONTRIBUTION TO FUND BALANCE	-	944,239	-	-	-
110					1,395,870	688,604	-	65,161	65,161
111				Total Expenditures	3,768,213	1,355,064	666,460	1,244,465	1,244,465
112									
113				Net Emergency Telephone Sys Fund (Rev)/Exp	2,370,437	-	(578,005)	-	-

Union County, NC - FY2010 Budget Worksheet					May 15th, 2009				
Line No.	Dept Org. #	Obj. Code	Proj. Code	Account Description	FY2008 Actual	FY2009		FY2010	
						Budget Before Cuts	Yr End Estimate	Dept. Request	Manager Recomm.
1	61471101	4327		FED GRANT-FEMA	-	-	-	-	-
2	61471185	4326		FED GRANT-U.S. EPA-ASSESSMENT	-	-	-	-	-
3	61471185	4327		FED GRANT-FEMA	-	-	-	-	-
4	61471186	4290		DEPT INTERGOV RECEIPTS RIG-LSR	-	-	-	-	-
5	61471186	4327		FED GRANT-FEMA	-	-	-	-	-
6	61471187	4327		FED GRANT-FEMA	-	-	-	-	-
7	61493000	4414		ST GRANT-NC RURAL ECON DEV	-	-	-	-	-
8					-	-	-	-	-
9	61421100	4845		MISC REV-CAPITAL CONTRIBUTIONS	-	-	(188,841)	(150,000)	(150,000)
10	61431100	4845		MISC REV-CAPITAL CONTRIBUTIONS	-	-	(92,000)	(100,000)	(100,000)
11	61471185	4845		MISC REV-CAP CONTR-CASH REV	(54,173)	-	-	-	-
12	61471186	4845		MISC REV-CAP CONTR-CASH REV	(58,285)	-	-	-	-
13	61493000	4845		MISC REV-CAP CONTR-CASH REV	-	(100,000)	-	-	-
14					(112,458)	(100,000)	(280,841)	(250,000)	(250,000)
15	61431100	4601		DEPT PERMIT CHARGES-HYDRANTS	-	-	(13,000)	(13,000)	(13,000)
16	61431100	4610		SERVICE CHARGES	-	-	(12,020,000)	(12,100,000)	(12,100,000)
17	61431100	4614		SERVICE CHARGES-HYDRANT USAGE	-	-	-	-	-
18	61471185	4610	1	SERVICE CHARGES	(51,906)	-	-	-	-
19	61471185	4610		SERVICE CHARGES-WATER	(13,111,527)	(13,187,500)	-	-	-
20	61471185	4612		SERVICE MARSHVILLE/MONROE	-	-	-	-	-
21	61471185	4680		NEW ACCOUNT FEES	-	-	-	-	-
22	61471185	4690		LATE PAYMENT PENALTIES	-	-	-	-	-
23	61471185	4692		RESTORATION OF SERVICE CHR	-	-	-	-	-
24	61471185	4695		DEPT SRV CHARGE-RESTITUTION	-	-	-	-	-
25					(13,163,433)	(13,187,500)	(12,033,000)	(12,113,000)	(12,113,000)
26	61421100	4610		SERVICE CHARGES	-	-	(9,600,000)	(9,600,000)	(9,600,000)
27	61421100	4613		SEWER SERVICE-CROOKED CREEK	-	-	-	-	-
28	61421100	4615		SERVICE-LANCASTER	-	-	(600)	(600)	(600)
29	61421100	4656		COLL/MGNT FEE	-	-	(2,300)	(2,300)	(2,300)
30	61421300	4610		SERVICE CHARGES	-	-	(925,000)	(925,000)	(925,000)
31	61422100	4615		SERVICE-REUSE WATER SRV	-	-	-	-	-
32	61471186	4610	1	SERVICE CHARGES	(27,688)	-	-	-	-
33	61471186	4610		SERVICE CHARGES-SEWER/COUNTY	(9,640,863)	(10,308,500)	-	-	-
34	61471186	4611		SERVICE CHARGES-UNBILLED	-	-	-	-	-
35	61471186	4613		SERVICE FAIRFIELD REV DEDUCT	90,548	100,000	90,000	90,000	90,000
36	61471186	4615		SERVICE CHARGES-BULK WATER	(300)	(5,100)	-	-	-
37	61471186	4653		COLL/MGNT FEE-ST/IT(HUNLEY CRK	-	-	-	-	-
38	61471186	4656		COLL/MGNT FEE-FAIRFEILD	(2,339)	(2,341)	-	-	-
39	61471187	4610	1	SERVICE CHARGES	(9,563)	-	-	-	-
40	61471187	4610		SERVICE CHARGES	(896,905)	(887,000)	-	-	-
41	61471187	4612		SERVICE-MARSHVILLE/MONROE	-	-	-	-	-
42					(10,487,111)	(11,102,941)	(10,437,900)	(10,437,900)	(10,437,900)
43	61493000	4680		NEW ACCOUNT FEES	(151,546)	(152,000)	(122,000)	(122,000)	(122,000)
44	61493000	4690		LATE PAYMENT PENALTIES	(312,785)	(304,000)	(360,000)	(360,000)	(360,000)
45	61493000	4692		RESTORATION OF SERVICE CHR	(115,920)	(108,000)	(163,000)	(163,000)	(163,000)
46					(580,251)	(564,000)	(645,000)	(645,000)	(645,000)
47	61431100	4630		TAP FEES	-	-	(900,000)	(500,000)	(500,000)
48	61471185	4630		TAP FEES-WATER	(1,501,018)	(1,200,000)	-	-	-
49					(1,501,018)	(1,200,000)	(900,000)	(500,000)	(500,000)
50	61421100	4630		TAP FEES	-	-	(2,000,000)	(1,000,000)	(1,000,000)
51	61421300	4632		TAP FEES	-	-	(10,000)	(10,000)	(10,000)
52	61471186	4630		TAP FEES-ALL SEWER CUSTOMERS	(8,047,218)	(6,500,000)	-	-	-
53	61471186	4631		CAP/TAP-12MILE(BAKER/WAXHAW)	-	-	-	-	-
54	61471186	4633		CAP/TAP FEES-CROOKED	-	-	-	-	-
55	61471186	4634		CAP/TAP-6MILE	-	-	-	-	-
56	61471186	4635		CAP/TAP FEES-LANCASTER	-	-	-	-	-
57	61471187	4632		CAP/TAP FEES-MARSHVILLE/MONROE	(59,625)	(34,300)	-	-	-
58					(8,106,843)	(6,534,300)	(2,010,000)	(1,010,000)	(1,010,000)
59	61493000	4810	1	INVEST EARNINGS	16,935	-	-	-	-
60	61493000	4810		INVEST EARNINGS	(2,485,887)	(1,611,311)	(1,757,000)	(1,260,000)	(1,260,000)
61	61493000	4812		INVEST EARNINGS-REV BONDS	(173,374)	(100,000)	(147,000)	(147,000)	(147,000)
62	61493000	4813		INVEST ACCRUAL/GAIN/LOSSES	(669,455)	-	-	-	-
63	61493000	4815		INVEST EARNINGS-REFUNDING	-	-	-	-	-
64	61493000	4816		INVEST EARNINGS-C2IG	-	-	-	-	-
65					(3,311,781)	(1,711,311)	(1,904,000)	(1,407,000)	(1,407,000)
66	61421100	4850		MISC REVENUE-INSURANCE REFUNDS	-	-	(1,000)	-	-
67	61431100	4820		MISC REVENUE-SALE OF PROPERTY	-	-	(19)	(3,000)	(3,000)
68	61431100	4895		MISC REVENUE-WTR VIOLATIONS	-	-	-	-	-
69	61471185	4820		MISC REVENUE-SALE OF PROPERTY	(28,942)	(21,750)	(3,175)	-	-
70	61471185	4846		MISC REV-OP CONTR-CASH REV	-	-	-	-	-
71	61471185	4850		MISC REVENUE-INSURANCE REFUNDS	(33,725)	-	-	-	-
72	61471186	4820		MISC REVENUE-SALE OF PROPERTY	-	-	-	-	-
73	61471186	4846		MISC REV-OP CONTR-CASH REV	-	-	-	-	-
74	61471186	4850		MISC REVENUE-INSURANCE REFUNDS	(25,676)	-	-	-	-
75	61491400	4710		GO BOND PROCEEDS	-	-	-	-	-

Union County, NC - FY2010 Budget Worksheet					May 15th, 2009				
Line No.	Dept Org. #	Obj. Code	Proj. Code	Account Description	FY2008 Actual	FY2009		FY2010	
						Budget Before Cuts	Yr End Estimate	Depart. Request	Manager Recomm.
76	61491400	4711		GO BOND PROCEEDS INTEREST	-	-	-	-	-
77	61491400	4717		GO BOND PROCEEDS PREMIUM	-	-	-	-	-
78	61491400	4740		LOAN PROCEEDS	-	-	-	-	-
79	61491501	4720		REV BOND PROCEEDS	-	-	-	-	-
80	61491501	4727		REV BOND PROCEEDS PREMIUM	-	-	-	-	-
81	61491502	4720		REV BOND PROCEEDS	-	-	-	-	-
82	61493000	4820		MISC REVENUE-SALE OF PROPERTY	-	-	-	-	-
83	61493000	4841		MISC REVENUE-CONTR/DONATIONS	-	-	-	-	-
84	61493000	4846		MISC REV-OP CONTR-CASH REV	-	-	-	-	-
85	61493000	4850		MISC REVENUE-INSURANCE REFUNDS	(87)	-	(3,179)	-	-
86	61493000	4851		MISC REVENUE-OTHER REFUNDS	(2,028)	-	(4,538)	-	-
87	61493000	4860		MISC REVENUE-RENT INCOME	-	-	(210)	-	-
88	61493000	4890		MISC REVENUE-OVERAGE/SHORTAGE	-	-	-	-	-
89	61493000	4892		MISC REVENUE-NSF CHECK FEE	(7,230)	(4,500)	(11,000)	(11,000)	(11,000)
90	61493000	4895		MISC REVENUE-OTHER MISC	(257,728)	(90,000)	(60,000)	(18,620)	(18,620)
91	61493000	4899		WWASH & SWASH ACCT SH/BE ZERO	991	-	-	-	-
92					(354,424)	(116,250)	(83,121)	(32,620)	(32,620)
93	61499100	4991		FUND BALANCE APPROPRIATED	-	(269,153)	-	1,362,916	1,362,916
94					-	(269,153)	-	1,362,916	1,362,916
95				Total Revenue	(37,617,318)	(34,785,455)	(28,293,862)	(25,032,604)	(25,032,604)
96									
97	61598000	5010		IFT TO GENERAL FUND	-	-	-	-	-
98	61598000	5052		IFT TO SEWER CAPITAL PROJ FD	-	-	-	-	-
99	61598000	5053		IFT TO WATER CAPITAL PROJ FD	-	-	-	-	-
100	61598000	5057		IFT TO SCHOOL BOND FUND	-	-	-	-	-
101	61598000	5064		IFT TO WATER/SEWER CAP PROJ FD	14,500,638	6,359,282	6,359,282	2,207,576	2,207,576
102	61598000	5068		IFT TO STORMWATER OPER FUND	160,496	193,787	193,787	284,797	284,797
103					14,661,134	6,553,069	6,553,069	2,492,373	2,492,373
104	61511100	5121		SALARIES & WAGES	-	120,279	120,279	241,729	241,729
105	61511101	5121		SALARIES & WAGES	-	54,832	54,832	104,060	104,060
106	61511102	5121		SALARIES & WAGES	-	146,857	146,857	263,163	263,163
107	61511103	5121		SALARIES & WAGES	-	111,180	111,180	210,999	210,999
108	61511104	5121		SALARIES & WAGES	-	155,366	155,366	294,855	294,855
109	61511106	5121		SALARIES & WAGES	-	117,261	117,261	206,176	206,176
110	61511107	5121		SALARIES & WAGES	-	72,433	72,433	137,465	137,465
111	61521100	5121		SALARIES & WAGES	-	103,162	103,162	202,671	202,671
112	61521105	5121		SALARIES & WAGES	-	36,145	36,145	68,354	68,354
113	61521110	5121		SALARIES & WAGES	-	18,109	18,109	33,418	33,418
114	61521111	5121		SALARIES & WAGES	-	55,283	55,283	138,104	138,104
115	61521113	5121		SALARIES & WAGES	-	55,221	55,221	97,333	97,333
116	61521114	5121		SALARIES & WAGES	-	36,485	36,485	68,354	68,354
117	61521115	5121		SALARIES & WAGES	-	55,649	55,649	102,929	102,929
118	61521116	5121		SALARIES & WAGES	-	1,351	1,351	-	-
119	61521300	5121		SALARIES & WAGES	-	16,834	16,834	31,948	31,948
120	61521310	5121		SALARIES & WAGES	-	21,283	21,283	69,630	69,630
121	61522115	5121		SALARIES & WAGES	-	252,527	252,527	524,373	524,373
122	61522210	5121		SALARIES & WAGES	-	54,152	54,152	100,470	100,470
123	61531100	5121		SALARIES & WAGES	-	451,073	451,073	882,032	882,032
124	61571101	5121	ENG	SALARIES & WAGES	-	-	-	-	-
125	61571101	5121		SALARIES & WAGES	895,820	419,416	419,416	-	-
126	61571185	5121		SALARIES & WAGES	1,231,145	577,836	577,836	-	-
127	61571186	5121		SALARIES & WAGES	1,549,078	755,514	755,514	-	-
128	61571187	5121		SALARIES & WAGES	102,055	59,717	59,717	-	-
129	61593000	5121		SALARIES & WAGES	-	157,863	-	-	-
130	61511100	5122		SALARIES & WAGES-OVERTIME	-	-	-	20,000	20,000
131	61511101	5122		SALARIES & WAGES-OVERTIME	-	-	-	-	-
132	61511102	5122		SALARIES & WAGES-OVERTIME	-	500	500	-	-
133	61511104	5122		SALARIES & WAGES-OVERTIME	-	50	50	-	-
134	61511106	5122		SALARIES & WAGES-OVERTIME	-	1,500	1,500	-	-
135	61521100	5122		SALARIES & WAGES-OVERTIME	-	220	220	85,000	85,000
136	61521105	5122		SALARIES & WAGES-OVERTIME	-	500	500	-	-
137	61521110	5122		SALARIES & WAGES-OVERTIME	-	300	300	-	-
138	61521111	5122		SALARIES & WAGES-OVERTIME	-	3,868	3,868	-	-
139	61521113	5122		SALARIES & WAGES-OVERTIME	-	1,000	1,000	-	-
140	61521114	5122		SALARIES & WAGES-OVERTIME	-	1,093	1,093	-	-
141	61521115	5122		SALARIES & WAGES-OVERTIME	-	829	829	-	-
142	61521300	5122		SALARIES & WAGES-OVERTIME	-	-	-	8,000	8,000
143	61521310	5122		SALARIES & WAGES-OVERTIME	-	1,000	1,000	-	-
144	61522115	5122		SALARIES & WAGES-OVERTIME	-	14,785	14,785	-	-
145	61522210	5122		SALARIES & WAGES-OVERTIME	-	3,053	3,053	-	-
146	61531100	5122		SALARIES & WAGES-OVERTIME	-	23,454	23,454	87,000	87,000
147	61571101	5122		SALARIES & WAGES-OVERTIME	15,206	2,566	2,566	-	-
148	61571185	5122		SALARIES & WAGES-OVERTIME	139,252	54,945	54,945	-	-
149	61571186	5122		SALARIES & WAGES-OVERTIME	79,933	30,614	30,614	-	-
150	61571187	5122		SALARIES & WAGES-OVERTIME	6,162	1,957	1,957	-	-

Union County, NC - FY2010 Budget Worksheet					May 15th, 2009				
Line No.	Dept Org. #	Obj. Code	Proj. Code	Account Description	FY2008 Actual	FY2009		FY2010	
						Budget Before Cuts	Yr End Estimate	Depart. Request	Manager Recomm.
151	61593000	5122		SALARIES & WAGES-OVERTIME	-	78,766	-	-	-
152	61511100	5126		SALARIES & WAGES-TEMP AND PART	-	8,300	8,300	17,713	17,713
153	61521100	5126		SALARIES & WAGES-TEMP AND PART	-	-	-	8,439	8,439
154	61522115	5126		SALARIES & WAGES-TEMP AND PART	-	2,282	2,282	-	-
155	61531100	5126		SALARIES & WAGES-TEMP AND PART	-	-	-	8,239	8,239
156	61571101	5126		SALARIES & WAGES-TEMP AND PART	32,166	-	-	-	-
157	61571185	5126		SALARIES & WAGES-TEMP AND PART	12,983	10,855	10,855	-	-
158	61571186	5126		SALARIES & WAGES-TEMP AND PART	3,619	2,125	2,125	-	-
159	61571187	5126		SALARIES & WAGES-TEMP AND PART	-	-	-	-	-
160	61593000	5126		SALARIES & WAGES-TEMP AND PART	-	69,371	-	-	-
161	61511100	5128		TRAVEL ALLOWANCE	-	-	-	3,840	3,840
162	61571101	5128		TRAVEL ALLOWANCE	3,700	-	-	-	-
163	61511100	5132		SEPARATION ALLOWANCE	-	2,815	2,815	6,124	6,124
164	61511101	5132		SEPARATION ALLOWANCE	-	1,283	1,283	2,435	2,435
165	61511102	5132		SEPARATION ALLOWANCE	-	3,445	3,445	6,158	6,158
166	61511103	5132		SEPARATION ALLOWANCE	-	2,602	2,602	4,937	4,937
167	61511104	5132		SEPARATION ALLOWANCE	-	3,637	3,637	6,900	6,900
168	61511106	5132		SEPARATION ALLOWANCE	-	2,758	2,758	4,825	4,825
169	61511107	5132		SEPARATION ALLOWANCE	-	1,695	1,695	3,217	3,217
170	61521100	5132		SEPARATION ALLOWANCE	-	2,419	2,419	6,732	6,732
171	61521105	5132		SEPARATION ALLOWANCE	-	850	850	1,599	1,599
172	61521110	5132		SEPARATION ALLOWANCE	-	434	434	782	782
173	61521111	5132		SEPARATION ALLOWANCE	-	1,381	1,381	3,232	3,232
174	61521113	5132		SEPARATION ALLOWANCE	-	1,244	1,244	2,278	2,278
175	61521114	5132		SEPARATION ALLOWANCE	-	884	884	1,599	1,599
176	61521115	5132		SEPARATION ALLOWANCE	-	1,323	1,323	2,409	2,409
177	61521116	5132		SEPARATION ALLOWANCE	-	32	32	-	-
178	61521300	5132		SEPARATION ALLOWANCE	-	394	394	935	935
179	61521310	5132		SEPARATION ALLOWANCE	-	554	554	1,629	1,629
180	61522115	5132		SEPARATION ALLOWANCE	-	6,255	6,255	12,270	12,270
181	61522210	5132		SEPARATION ALLOWANCE	-	1,339	1,339	2,351	2,351
182	61531100	5132		SEPARATION ALLOWANCE	-	11,104	11,104	23,167	23,167
183	61571101	5132		SEPARATION ALLOWANCE	21,318	9,874	9,874	-	-
184	61571185	5132		SEPARATION ALLOWANCE	32,067	14,807	14,807	-	-
185	61571186	5132		SEPARATION ALLOWANCE	38,118	18,395	18,395	-	-
186	61571187	5132		SEPARATION ALLOWANCE	2,532	1,443	1,443	-	-
187	61593000	5132		SEPARATION ALLOWANCE	-	-	-	-	-
188	61571185	5133		401-K SUPP RET PLAN -LEO	-	-	-	-	-
189	61571186	5133		401-K SUPP RET PLAN -LEO	-	-	-	-	-
190	61511100	5134		401-K SUPP RET PLAN -OTHER	-	6,014	6,014	13,086	13,086
191	61511101	5134		401-K SUPP RET PLAN -OTHER	-	2,742	2,742	5,203	5,203
192	61511102	5134		401-K SUPP RET PLAN -OTHER	-	7,361	7,361	13,158	13,158
193	61511103	5134		401-K SUPP RET PLAN -OTHER	-	5,559	5,559	10,550	10,550
194	61511104	5134		401-K SUPP RET PLAN -OTHER	-	7,772	7,772	14,743	14,743
195	61511106	5134		401-K SUPP RET PLAN -OTHER	-	5,893	5,893	10,309	10,309
196	61511107	5134		401-K SUPP RET PLAN -OTHER	-	3,622	3,622	6,873	6,873
197	61521100	5134		401-K SUPP RET PLAN -OTHER	-	5,169	5,169	14,384	14,384
198	61521105	5134		401-K SUPP RET PLAN -OTHER	-	1,817	1,817	3,418	3,418
199	61521110	5134		401-K SUPP RET PLAN -OTHER	-	927	927	1,671	1,671
200	61521111	5134		401-K SUPP RET PLAN -OTHER	-	2,951	2,951	6,905	6,905
201	61521113	5134		401-K SUPP RET PLAN -OTHER	-	2,657	2,657	4,867	4,867
202	61521114	5134		401-K SUPP RET PLAN -OTHER	-	1,889	1,889	3,418	3,418
203	61521115	5134		401-K SUPP RET PLAN -OTHER	-	2,826	2,826	5,146	5,146
204	61521116	5134		401-K SUPP RET PLAN -OTHER	-	68	68	-	-
205	61521300	5134		401-K SUPP RET PLAN -OTHER	-	842	842	1,997	1,997
206	61521310	5134		401-K SUPP RET PLAN -OTHER	-	1,183	1,183	3,482	3,482
207	61522115	5134		401-K SUPP RET PLAN -OTHER	-	13,366	13,366	26,219	26,219
208	61522210	5134		401-K SUPP RET PLAN -OTHER	-	2,860	2,860	5,023	5,023
209	61531100	5134		401-K SUPP RET PLAN -OTHER	-	23,726	23,726	49,502	49,502
210	61571101	5134		401-K SUPP RET PLAN -OTHER	45,552	21,099	21,099	-	-
211	61571185	5134		401-K SUPP RET PLAN -OTHER	68,520	31,639	31,639	-	-
212	61571186	5134		401-K SUPP RET PLAN -OTHER	81,451	39,306	39,306	-	-
213	61571187	5134		401-K SUPP RET PLAN -OTHER	5,411	3,084	3,084	-	-
214	61593000	5134		401-K SUPP RET PLAN -OTHER	-	-	-	-	-
215	61571185	5180		RET CONTRIB-LAW ENFORCEMENT	-	-	-	-	-
216	61571186	5180		RET CONTRIB-LAW ENFORCEMENT	-	-	-	-	-
217	61511100	5181		FICA CONTRIBUTIONS	-	9,423	9,423	21,671	21,671
218	61511101	5181		FICA CONTRIBUTIONS	-	4,003	4,003	7,961	7,961
219	61511102	5181		FICA CONTRIBUTIONS	-	10,992	10,992	20,132	20,132
220	61511103	5181		FICA CONTRIBUTIONS	-	7,641	7,641	16,141	16,141
221	61511104	5181		FICA CONTRIBUTIONS	-	11,561	11,561	22,556	22,556
222	61511106	5181		FICA CONTRIBUTIONS	-	8,863	8,863	15,772	15,772
223	61511107	5181		FICA CONTRIBUTIONS	-	5,333	5,333	10,516	10,516
224	61521100	5181		FICA CONTRIBUTIONS	-	7,097	7,097	22,652	22,652
225	61521105	5181		FICA CONTRIBUTIONS	-	2,765	2,765	5,229	5,229

Union County, NC - FY2010 Budget Worksheet					May 15th, 2009				
Line No.	Dept Org. #	Obj. Code	Proj. Code	Account Description	FY2008 Actual	FY2009		FY2010	
						Budget Before Cuts	Yr End Estimate	Depart. Request	Manager Recomm.
226	61521110	5181		FICA CONTRIBUTIONS	-	1,408	1,408	2,556	2,556
227	61521111	5181		FICA CONTRIBUTIONS	-	4,258	4,258	10,565	10,565
228	61521113	5181		FICA CONTRIBUTIONS	-	4,059	4,059	7,446	7,446
229	61521114	5181		FICA CONTRIBUTIONS	-	2,904	2,904	5,229	5,229
230	61521115	5181		FICA CONTRIBUTIONS	-	4,205	4,205	7,874	7,874
231	61521116	5181		FICA CONTRIBUTIONS	-	97	97	-	-
232	61521300	5181		FICA CONTRIBUTIONS	-	1,177	1,177	3,056	3,056
233	61521310	5181		FICA CONTRIBUTIONS	-	1,599	1,599	5,327	5,327
234	61522115	5181		FICA CONTRIBUTIONS	-	19,553	19,553	40,114	40,114
235	61522210	5181		FICA CONTRIBUTIONS	-	4,290	4,290	7,686	7,686
236	61531100	5181		FICA CONTRIBUTIONS	-	34,995	34,995	76,368	76,368
237	61571101	5181		FICA CONTRIBUTIONS	69,382	32,126	32,126	-	-
238	61571185	5181		FICA CONTRIBUTIONS	104,522	48,621	48,621	-	-
239	61571186	5181		FICA CONTRIBUTIONS	121,695	58,487	58,487	-	-
240	61571187	5181		FICA CONTRIBUTIONS	7,802	4,388	4,388	-	-
241	61593000	5181		FICA CONTRIBUTIONS	-	45,247	-	-	-
242	61511100	5182		RET CONTRIB.- OTHER EMPLOYEES	-	5,882	5,882	12,799	12,799
243	61511101	5182		RET CONTRIB.- OTHER EMPLOYEES	-	2,681	2,681	5,089	5,089
244	61511102	5182		RET CONTRIB.- OTHER EMPLOYEES	-	7,199	7,199	12,869	12,869
245	61511103	5182		RET CONTRIB.- OTHER EMPLOYEES	-	5,437	5,437	10,318	10,318
246	61511104	5182		RET CONTRIB.- OTHER EMPLOYEES	-	7,601	7,601	14,418	14,418
247	61511106	5182		RET CONTRIB.- OTHER EMPLOYEES	-	5,764	5,764	10,082	10,082
248	61511107	5182		RET CONTRIB.- OTHER EMPLOYEES	-	3,542	3,542	6,722	6,722
249	61521100	5182		RET CONTRIB.- OTHER EMPLOYEES	-	5,055	5,055	14,067	14,067
250	61521105	5182		RET CONTRIB.- OTHER EMPLOYEES	-	1,777	1,777	3,343	3,343
251	61521110	5182		RET CONTRIB.- OTHER EMPLOYEES	-	906	906	1,634	1,634
252	61521111	5182		RET CONTRIB.- OTHER EMPLOYEES	-	2,886	2,886	6,753	6,753
253	61521113	5182		RET CONTRIB.- OTHER EMPLOYEES	-	2,599	2,599	4,760	4,760
254	61521114	5182		RET CONTRIB.- OTHER EMPLOYEES	-	1,848	1,848	3,343	3,343
255	61521115	5182		RET CONTRIB.- OTHER EMPLOYEES	-	2,764	2,764	5,033	5,033
256	61521116	5182		RET CONTRIB.- OTHER EMPLOYEES	-	66	66	-	-
257	61521300	5182		RET CONTRIB.- OTHER EMPLOYEES	-	823	823	1,953	1,953
258	61521310	5182		RET CONTRIB.- OTHER EMPLOYEES	-	1,157	1,157	3,405	3,405
259	61522115	5182		RET CONTRIB.- OTHER EMPLOYEES	-	13,072	13,072	25,642	25,642
260	61522210	5182		RET CONTRIB.- OTHER EMPLOYEES	-	2,797	2,797	4,913	4,913
261	61531100	5182		RET CONTRIB.- OTHER EMPLOYEES	-	23,205	23,205	48,413	48,413
262	61571101	5182		RET CONTRIB.- OTHER EMPLOYEES	44,549	20,635	20,635	-	-
263	61571185	5182		RET CONTRIB.- OTHER EMPLOYEES	67,012	30,943	30,943	-	-
264	61571186	5182		RET CONTRIB.- OTHER EMPLOYEES	79,659	38,442	38,442	-	-
265	61571187	5182		RET CONTRIB.- OTHER EMPLOYEES	5,292	3,016	3,016	-	-
266	61593000	5182		RET CONTRIB.- OTHER EMPLOYEES	-	-	-	-	-
267	61511100	5183		HEALTH INSURANCE	-	13,177	13,177	24,494	24,494
268	61511101	5183		HEALTH INSURANCE	-	10,144	10,144	20,995	20,995
269	61511102	5183		HEALTH INSURANCE	-	30,462	30,462	62,208	62,208
270	61511103	5183		HEALTH INSURANCE	-	25,154	25,154	46,656	46,656
271	61511104	5183		HEALTH INSURANCE	-	22,411	22,411	46,656	46,656
272	61511106	5183		HEALTH INSURANCE	-	20,697	20,697	38,880	38,880
273	61511107	5183		HEALTH INSURANCE	-	8,385	8,385	15,552	15,552
274	61521100	5183		HEALTH INSURANCE	-	22,458	22,458	38,880	38,880
275	61521105	5183		HEALTH INSURANCE	-	6,738	6,738	15,552	15,552
276	61521110	5183		HEALTH INSURANCE	-	3,899	3,899	7,776	7,776
277	61521111	5183		HEALTH INSURANCE	-	13,353	13,353	31,104	31,104
278	61521113	5183		HEALTH INSURANCE	-	10,106	10,106	23,328	23,328
279	61521114	5183		HEALTH INSURANCE	-	6,738	6,738	15,552	15,552
280	61521115	5183		HEALTH INSURANCE	-	11,753	11,753	23,328	23,328
281	61521116	5183		HEALTH INSURANCE	-	348	348	-	-
282	61521300	5183		HEALTH INSURANCE	-	3,369	3,369	7,776	7,776
283	61521310	5183		HEALTH INSURANCE	-	5,915	5,915	15,552	15,552
284	61522115	5183		HEALTH INSURANCE	-	46,036	46,036	97,200	97,200
285	61522210	5183		HEALTH INSURANCE	-	9,791	9,791	19,440	19,440
286	61531100	5183		HEALTH INSURANCE	-	88,928	88,928	176,126	176,126
287	61571101	5183		HEALTH INSURANCE	145,790	73,331	73,331	-	-
288	61571185	5183		HEALTH INSURANCE	218,592	107,968	107,968	-	-
289	61571186	5183		HEALTH INSURANCE	277,424	140,647	140,647	-	-
290	61571187	5183		HEALTH INSURANCE	23,657	13,729	13,729	-	-
291	61511100	5184		HEALTH INSURANCE - RETIREES	-	-	-	-	-
292	61571101	5184		HEALTH INSURANCE - RETIREES	50,682	60,621	60,621	66,683	66,683
293	61511100	51841		HEALTH INSURANCE - RETIREES	-	-	-	-	-
294	61571101	51841		HEALTH INSURANCE - RETIREES	15,093	21,335	21,335	23,500	23,500
295	61511100	51842		HEALTH INSURANCE - OPEB	-	1,268	1,268	2,537	2,537
296	61511101	51842		HEALTH INSURANCE - OPEB	-	1,088	1,088	2,175	2,175
297	61511102	51842		HEALTH INSURANCE - OPEB	-	3,221	3,221	6,443	6,443
298	61511103	51842		HEALTH INSURANCE - OPEB	-	2,416	2,416	4,832	4,832
299	61511104	51842		HEALTH INSURANCE - OPEB	-	2,416	2,416	4,832	4,832
300	61511106	51842		HEALTH INSURANCE - OPEB	-	2,013	2,013	4,027	4,027

Union County, NC - FY2010 Budget Worksheet					May 15th, 2009				
Line No.	Dept Org. #	Obj. Code	Proj. Code	Account Description	FY2008 Actual	FY2009		FY2010	
						Budget Before Cuts	Yr End Estimate	Dept. Request	Manager Recomm.
301	61511107	51842		HEALTH INSURANCE - OPEB	-	805	805	1,611	1,611
302	61521100	51842		HEALTH INSURANCE - OPEB	-	2,013	2,013	4,027	4,027
303	61521105	51842		HEALTH INSURANCE - OPEB	-	805	805	1,611	1,611
304	61521110	51842		HEALTH INSURANCE - OPEB	-	403	403	805	805
305	61521111	51842		HEALTH INSURANCE - OPEB	-	1,611	1,611	3,221	3,221
306	61521113	51842		HEALTH INSURANCE - OPEB	-	1,208	1,208	2,416	2,416
307	61521114	51842		HEALTH INSURANCE - OPEB	-	805	805	1,611	1,611
308	61521115	51842		HEALTH INSURANCE - OPEB	-	1,208	1,208	2,416	2,416
309	61521300	51842		HEALTH INSURANCE - OPEB	-	403	403	805	805
310	61521310	51842		HEALTH INSURANCE - OPEB	-	805	805	1,611	1,611
311	61522115	51842		HEALTH INSURANCE - OPEB	-	5,034	5,034	10,067	10,067
312	61522210	51842		HEALTH INSURANCE - OPEB	-	1,007	1,007	2,013	2,013
313	61531100	51842		HEALTH INSURANCE - OPEB	-	9,121	9,121	18,241	18,241
314	61571101	5185		UNEMPLOYMENT CLAIMS	-	-	-	-	-
315	61571185	5185		UNEMPLOYMENT CLAIMS	7,566	-	-	-	-
316	61571186	5185		UNEMPLOYMENT CLAIMS	-	4,736	4,736	-	-
317	61593000	5185		UNEMPLOYMENT CLAIMS	-	-	-	10,000	10,000
318	61571101	5186		WORKERS COMPENSATION	-	-	-	-	-
319	61571185	5186		WORKERS COMPENSATION	-	-	-	-	-
320	61571186	5186		WORKERS COMPENSATION	-	-	-	-	-
321	61571187	5186		WORKERS COMPENSATION	-	-	-	-	-
322	61593000	5186		WORKERS COMPENSATION	-	-	-	-	-
323	61511100	5187		DENTAL INSURANCE	-	686	686	1,474	1,474
324	61511101	5187		DENTAL INSURANCE	-	588	588	1,264	1,264
325	61511102	5187		DENTAL INSURANCE	-	1,759	1,759	3,744	3,744
326	61511103	5187		DENTAL INSURANCE	-	1,307	1,307	2,808	2,808
327	61511104	5187		DENTAL INSURANCE	-	1,307	1,307	2,808	2,808
328	61511106	5187		DENTAL INSURANCE	-	1,192	1,192	2,340	2,340
329	61511107	5187		DENTAL INSURANCE	-	436	436	936	936
330	61521100	5187		DENTAL INSURANCE	-	1,037	1,037	2,340	2,340
331	61521105	5187		DENTAL INSURANCE	-	436	436	936	936
332	61521110	5187		DENTAL INSURANCE	-	252	252	468	468
333	61521111	5187		DENTAL INSURANCE	-	653	653	1,872	1,872
334	61521113	5187		DENTAL INSURANCE	-	653	653	1,404	1,404
335	61521114	5187		DENTAL INSURANCE	-	436	436	936	936
336	61521115	5187		DENTAL INSURANCE	-	653	653	1,404	1,404
337	61521116	5187		DENTAL INSURANCE	-	17	17	-	-
338	61521300	5187		DENTAL INSURANCE	-	218	218	468	468
339	61521310	5187		DENTAL INSURANCE	-	235	235	936	936
340	61522115	5187		DENTAL INSURANCE	-	2,286	2,286	5,850	5,850
341	61522210	5187		DENTAL INSURANCE	-	545	545	1,170	1,170
342	61531100	5187		DENTAL INSURANCE	-	4,855	4,855	10,600	10,600
343	61571101	5187		DENTAL INSURANCE	9,308	4,010	4,010	-	-
344	61571185	5187		DENTAL INSURANCE	14,155	6,064	6,064	-	-
345	61571186	5187		DENTAL INSURANCE	17,539	7,574	7,574	-	-
346	61571187	5187		DENTAL INSURANCE	1,351	672	672	-	-
347	61511100	5188		DENTAL INS - RETIREES UNDER 65	-	-	-	-	-
348	61571101	5188		DENTAL INS - RETIREES UNDER 65	3,176	3,168	3,168	3,168	3,168
349	61571101	5189		OTHER FRINGE BENEFITS	-	-	-	-	-
350	61593000	5189		4M FREEZE-PROBABLE TURN OVER	-	-	-	-	-
351	61511100	5190		LIFE INSURANCE - EMPLOYEES	-	224	224	-	-
352	61511101	5190		LIFE INSURANCE - EMPLOYEES	-	97	97	-	-
353	61511102	5190		LIFE INSURANCE - EMPLOYEES	-	246	246	-	-
354	61511103	5190		LIFE INSURANCE - EMPLOYEES	-	196	196	-	-
355	61511104	5190		LIFE INSURANCE - EMPLOYEES	-	274	274	-	-
356	61511106	5190		LIFE INSURANCE - EMPLOYEES	-	207	207	-	-
357	61511107	5190		LIFE INSURANCE - EMPLOYEES	-	128	128	-	-
358	61521100	5190		LIFE INSURANCE - EMPLOYEES	-	181	181	-	-
359	61521105	5190		LIFE INSURANCE - EMPLOYEES	-	64	64	-	-
360	61521110	5190		LIFE INSURANCE - EMPLOYEES	-	31	31	-	-
361	61521111	5190		LIFE INSURANCE - EMPLOYEES	-	95	95	-	-
362	61521113	5190		LIFE INSURANCE - EMPLOYEES	-	90	90	-	-
363	61521114	5190		LIFE INSURANCE - EMPLOYEES	-	64	64	-	-
364	61521115	5190		LIFE INSURANCE - EMPLOYEES	-	96	96	-	-
365	61521116	5190		LIFE INSURANCE - EMPLOYEES	-	2	2	-	-
366	61521300	5190		LIFE INSURANCE - EMPLOYEES	-	30	30	-	-
367	61521310	5190		LIFE INSURANCE - EMPLOYEES	-	35	35	-	-
368	61522115	5190		LIFE INSURANCE - EMPLOYEES	-	428	428	-	-
369	61522210	5190		LIFE INSURANCE - EMPLOYEES	-	93	93	-	-
370	61531100	5190		LIFE INSURANCE - EMPLOYEES	-	728	728	-	-
371	61571101	5190		LIFE INSURANCE - EMPLOYEES	1,555	739	739	-	-
372	61571185	5190		LIFE INSURANCE - EMPLOYEES	2,127	995	995	-	-
373	61571186	5190		LIFE INSURANCE - EMPLOYEES	2,647	1,285	1,285	-	-
374	61571187	5190		LIFE INSURANCE - EMPLOYEES	175	102	102	-	-
375					5,656,838	5,897,637	5,546,390	5,763,699	5,763,699

Union County, NC - FY2010 Budget Worksheet					May 15th, 2009				
Line No.	Dept Org. #	Obj. Code	Proj. Code	Account Description	FY2008 Actual	FY2009		FY2010	
						Budget Before Cuts	Yr End Estimate	Depart. Request	Manager Recomm.
376	61511100	5211		CLEANING & JANITORIAL SUPPLIES	-	30	30	30	30
377	61511102	5211		CLEANING & JANITORIAL SUPPLIES	-	750	750	870	870
378	61511106	5211		CLEANING & JANITORIAL SUPPLIES	-	1,660	1,660	1,660	1,660
379	61521100	5211		CLEANING & JANITORIAL SUPPLIES	-	1,844	1,844	-	-
380	61521105	5211		CLEANING & JANITORIAL SUPPLIES	-	940	940	1,517	1,517
381	61521110	5211	TM04	CLEANING & JANITORIAL SUPPLIES	-	2,730	2,730	8,220	8,220
382	61521110	5211	TM30	CLEANING & JANITORIAL SUPPLIES	-	2,730	2,730	8,220	8,220
383	61521110	5211		CLEANING & JANITORIAL SUPPLIES	-	3,077	3,077	3,100	3,100
384	61521111	5211		CLEANING & JANITORIAL SUPPLIES	-	100	100	467	467
385	61521113	5211		CLEANING & JANITORIAL SUPPLIES	-	758	758	1,317	1,317
386	61521114	5211		CLEANING & JANITORIAL SUPPLIES	-	1,263	1,263	1,817	1,817
387	61521115	5211		CLEANING & JANITORIAL SUPPLIES	-	88	88	467	467
388	61521300	5211		CLEANING & JANITORIAL SUPPLIES	-	517	517	-	-
389	61522115	5211		CLEANING & JANITORIAL SUPPLIES	-	174,912	174,912	297,400	297,400
390	61522210	5211		CLEANING & JANITORIAL SUPPLIES	-	68,596	68,596	75,120	75,120
391	61522211	5211		CLEANING & JANITORIAL SUPPLIES	-	3,150	3,150	5,019	5,019
392	61522213	5211		CLEANING & JANITORIAL SUPPLIES	-	9,256	9,256	11,042	11,042
393	61522214	5211		CLEANING & JANITORIAL SUPPLIES	-	2,938	2,938	5,019	5,019
394	61531100	5211		CLEANING & JANITORIAL SUPPLIES	-	3,290	3,290	1,400	1,400
395	61571101	5211		CLEANING & JANITORIAL SUPPLIES	299	-	-	-	-
396	61571185	5211		CLEANING & JANITORIAL SUPPLIES	1,774	-	-	-	-
397	61571186	5211		CLEANING & JANITORIAL SUPPLIES	202,058	-	-	-	-
398	61571187	5211		CLEANING & JANITORIAL SUPPLIES	-	-	-	-	-
399	61511100	5212		WEARING APPARREL	-	125	125	125	125
400	61511102	5212		WEARING APPARREL	-	1,600	1,600	2,030	2,030
401	61511104	5212		WEARING APPARREL	-	117	117	130	130
402	61511106	5212		WEARING APPARREL	-	1,350	1,350	1,180	1,180
403	61511107	5212		WEARING APPARREL	-	135	135	140	140
404	61521100	5212		WEARING APPARREL	-	5,450	5,450	-	-
405	61521110	5212		WEARING APPARREL	-	216	216	220	220
406	61521111	5212		WEARING APPARREL	-	671	671	1,417	1,417
407	61521113	5212		WEARING APPARREL	-	750	750	1,667	1,667
408	61521115	5212		WEARING APPARREL	-	1,298	1,298	2,167	2,167
409	61521300	5212		WEARING APPARREL	-	-	-	-	-
410	61522115	5212		WEARING APPARREL	-	3,269	3,269	3,900	3,900
411	61522210	5212		WEARING APPARREL	-	626	626	950	950
412	61522211	5212		WEARING APPARREL	-	29	29	-	-
413	61531100	5212		WEARING APPARREL	-	6,020	6,020	4,860	4,860
414	61571101	5212		WEARING APPARREL	1,013	60	60	60	60
415	61571185	5212		WEARING APPARREL	6,331	-	-	-	-
416	61571186	5212		WEARING APPARREL	8,244	-	-	-	-
417	61571187	5212		WEARING APPARREL	150	-	-	-	-
418	61511100	5220		FOOD AND PROVISIONS	-	1,220	1,220	1,120	1,120
419	61511101	5220		FOOD AND PROVISIONS	-	71	71	71	71
420	61511102	5220		FOOD AND PROVISIONS	-	188	188	200	200
421	61511103	5220		FOOD AND PROVISIONS	-	141	141	141	141
422	61511104	5220		FOOD AND PROVISIONS	-	195	195	190	190
423	61511106	5220		FOOD AND PROVISIONS	-	188	188	125	125
424	61511107	5220		FOOD AND PROVISIONS	-	47	47	47	47
425	61521100	5220		FOOD AND PROVISIONS	-	92	92	-	-
426	61521105	5220		FOOD AND PROVISIONS	-	47	47	64	64
427	61521110	5220		FOOD AND PROVISIONS	-	24	24	24	24
428	61521111	5220		FOOD AND PROVISIONS	-	71	71	88	88
429	61521113	5220		FOOD AND PROVISIONS	-	71	71	88	88
430	61521114	5220		FOOD AND PROVISIONS	-	47	47	64	64
431	61521115	5220		FOOD AND PROVISIONS	-	71	71	88	88
432	61521300	5220		FOOD AND PROVISIONS	-	24	24	-	-
433	61521310	5220		FOOD AND PROVISIONS	-	47	47	47	47
434	61522115	5220		FOOD AND PROVISIONS	-	259	259	306	306
435	61522210	5220		FOOD AND PROVISIONS	-	71	71	71	71
436	61531100	5220		FOOD AND PROVISIONS	-	521	521	500	500
437	61571101	5220		FOOD AND PROVISIONS	3,378	-	-	-	-
438	61571185	5220		FOOD AND PROVISIONS	996	-	-	-	-
439	61571186	5220		FOOD AND PROVISIONS	1,026	-	-	-	-
440	61571187	5220		FOOD AND PROVISIONS	71	-	-	-	-
441	61571101	5232		AUDIO VISUAL SUPPLIES	-	-	-	-	-
442	61571185	5232		AUDIO VISUAL SUPPLIES	-	-	-	-	-
443	61571186	5232		AUDIO VISUAL SUPPLIES	-	-	-	-	-
444	61571187	5232		AUDIO VISUAL SUPPLIES	-	-	-	-	-
445	61511100	5233		PERIODICALS BOOKS & OTHER PUB	-	(9)	(9)	-	-
446	61521100	5233		PERIODICALS BOOKS & OTHER PUB	-	37	37	-	-
447	61522115	5233		PERIODICALS BOOKS & OTHER PUB	-	27	27	100	100
448	61531100	5233		PERIODICALS BOOKS & OTHER PUB	-	500	500	500	500
449	61571101	5233		PERIODICALS BOOKS & OTHER PUB	629	-	-	-	-
450	61571185	5233		PERIODICALS BOOKS & OTHER PUB	802	-	-	-	-

Union County, NC - FY2010 Budget Worksheet					May 15th, 2009				
Line No.	Dept Org. #	Obj. Code	Proj. Code	Account Description	FY2008 Actual	FY2009		FY2010	
						Budget Before Cuts	Yr End Estimate	Dept. Request	Manager Recomm.
451	61571186	5233		PERIODICALS BOOKS & OTHER PUB	1,700	-	-	-	-
452	61571187	5233		PERIODICALS BOOKS & OTHER PUB	-	-	-	-	-
453	61511100	5235		AGRICULT ANIMAL SUPP AND EQUIP	-	(1)	(1)	-	-
454	61571101	5235		AGRICULT ANIMAL SUPP AND EQUIP	39	-	-	-	-
455	61571185	5235		AGRICULT ANIMAL SUPP AND EQUIP	-	-	-	-	-
456	61571186	5235		AGRICULT ANIMAL SUPP AND EQUIP	-	-	-	-	-
457	61511100	5239		MEDICAL SUPPLIES AND EQUIPMENT	-	280	280	280	280
458	61511106	5239		MEDICAL SUPPLIES AND EQUIPMENT	-	1,125	1,125	1,125	1,125
459	61521100	5239		MEDICAL SUPPLIES AND EQUIPMENT	-	736	736	-	-
460	61521115	5239		MEDICAL SUPPLIES AND EQUIPMENT	-	-	-	134	134
461	61522115	5239		MEDICAL SUPPLIES AND EQUIPMENT	-	872	872	900	900
462	61522210	5239		MEDICAL SUPPLIES AND EQUIPMENT	-	292	292	300	300
463	61531100	5239		MEDICAL SUPPLIES AND EQUIPMENT	-	1,170	1,170	1,200	1,200
464	61571101	5239		MEDICAL SUPPLIES AND EQUIPMENT	1,046	-	-	-	-
465	61571185	5239		MEDICAL SUPPLIES AND EQUIPMENT	2,065	-	-	-	-
466	61571186	5239		MEDICAL SUPPLIES AND EQUIPMENT	1,412	-	-	-	-
467	61571187	5239		MEDICAL SUPPLIES AND EQUIPMENT	-	-	-	-	-
468	61511100	5260		PRINTING AND OFFICE SUPPLIES	-	9,550	9,550	8,750	8,750
469	61511101	5260		PRINTING AND OFFICE SUPPLIES	-	2,750	2,750	1,965	1,965
470	61511102	5260		PRINTING AND OFFICE SUPPLIES	-	550	550	500	500
471	61511103	5260		PRINTING AND OFFICE SUPPLIES	-	1,000	1,000	1,000	1,000
472	61511104	5260		PRINTING AND OFFICE SUPPLIES	-	3,215	3,215	3,215	3,215
473	61511106	5260		PRINTING AND OFFICE SUPPLIES	-	435	435	435	435
474	61511107	5260		PRINTING AND OFFICE SUPPLIES	-	100	100	100	100
475	61521100	5260		PRINTING AND OFFICE SUPPLIES	-	7,320	7,320	-	-
476	61521105	5260		PRINTING AND OFFICE SUPPLIES	-	78	78	1,334	1,334
477	61521110	5260		PRINTING AND OFFICE SUPPLIES	-	-	-	3,000	3,000
478	61521113	5260		PRINTING AND OFFICE SUPPLIES	-	191	191	1,434	1,434
479	61521115	5260		PRINTING AND OFFICE SUPPLIES	-	186	186	1,434	1,434
480	61522100	5260		PRINTING AND OFFICE SUPPLIES	-	244	244	-	-
481	61522115	5260		PRINTING AND OFFICE SUPPLIES	-	359	359	3,578	3,578
482	61522210	5260		PRINTING AND OFFICE SUPPLIES	-	184	184	306	306
483	61531100	5260		PRINTING AND OFFICE SUPPLIES	-	7,930	7,930	8,000	8,000
484	61571101	5260		PRINTING AND OFFICE SUPPLIES	39,476	-	-	-	-
485	61571185	5260		PRINTING AND OFFICE SUPPLIES	10,355	-	-	-	-
486	61571186	5260		PRINTING AND OFFICE SUPPLIES	9,617	-	-	-	-
487	61571187	5260		PRINTING AND OFFICE SUPPLIES	-	-	-	-	-
488	61511100	5265		OFFICE COMPUTER EQUIPMENT	-	201	201	210	210
489	61511103	5265		OFFICE COMPUTER EQUIPMENT	-	42	42	50	50
490	61511104	5265		OFFICE COMPUTER EQUIPMENT	-	-	-	-	-
491	61521100	5265		OFFICE COMPUTER EQUIPMENT	-	184	184	-	-
492	61521110	5265		OFFICE COMPUTER EQUIPMENT	-	-	-	-	-
493	61521115	5265		OFFICE COMPUTER EQUIPMENT	-	-	-	34	34
494	61522115	5265		OFFICE COMPUTER EQUIPMENT	-	380	380	-	-
495	61531100	5265		OFFICE COMPUTER EQUIPMENT	-	90	90	-	-
496	61571101	5265		OFFICE COMPUTER EQUIPMENT	4,261	-	-	20,000	20,000
497	61571185	5265		OFFICE COMPUTER EQUIPMENT	715	-	-	-	-
498	61571186	5265		OFFICE COMPUTER EQUIPMENT	1,730	-	-	-	-
499	61571185	5270		INVENTORY	-	-	-	-	-
500	61531100	5271		PURCHASES FOR RESALE	-	1,860,000	1,860,000	1,925,754	1,925,754
501	61571185	5271		PURCHASES FOR RESALE-CATAWBA	1,838,075	-	-	-	-
502	61531100	5272		PURCHASES FOR RESALE-CMUD	-	-	-	-	-
503	61571185	5272		PURCHASES FOR RESALE-CMUD	-	-	-	-	-
504	61531100	5273		PURCHASES FOR RESALE-ANSON	-	575,000	575,000	600,000	600,000
505	61571185	5273		PURCHASES FOR RESALE-ANSON	576,219	-	-	-	-
506	61531100	5276		PURCHASES FOR RESALE-MONROE	-	-	-	15,210	15,210
507	61571185	5276		PURCHASES FOR RESALE-MONROE	-	-	-	-	-
508	61511100	5290		TOOLS AND SUPPLIES	-	352	352	-	-
509	61511102	5290		TOOLS AND SUPPLIES	-	2,680	2,680	3,390	3,390
510	61511106	5290		TOOLS AND SUPPLIES	-	3,035	3,035	1,650	1,650
511	61521100	5290		TOOLS AND SUPPLIES	-	25,000	25,000	-	-
512	61521105	5290		TOOLS AND SUPPLIES	-	750	750	3,284	3,284
513	61521110	5290	CC02	TOOLS AND SUPPLIES	-	-	-	-	-
514	61521110	5290	CC05	TOOLS AND SUPPLIES	-	28	28	500	500
515	61521110	5290	TM29	TOOLS AND SUPPLIES	-	28	28	500	500
516	61521110	5290		TOOLS AND SUPPLIES	-	6,214	6,214	6,220	6,220
517	61521111	5290		TOOLS AND SUPPLIES	-	2,276	2,276	4,834	4,834
518	61521113	5290		TOOLS AND SUPPLIES	-	4,836	4,836	7,334	7,334
519	61521114	5290		TOOLS AND SUPPLIES	-	4,129	4,129	6,834	6,834
520	61521115	5290		TOOLS AND SUPPLIES	-	2,175	2,175	7,334	7,334
521	61521116	5290		TOOLS AND SUPPLIES	-	-	-	-	-
522	61521300	5290		TOOLS AND SUPPLIES	-	-	-	-	-
523	61521310	5290	M05	TOOLS AND SUPPLIES	-	1,047	1,047	1,000	1,000
524	61521310	5290	M06	TOOLS AND SUPPLIES	-	1,386	1,386	1,000	1,000
525	61521310	5290	M07	TOOLS AND SUPPLIES	-	1,057	1,057	1,000	1,000

Union County, NC - FY2010 Budget Worksheet					May 15th, 2009				
Line No.	Dept Org. #	Obj. Code	Proj. Code	Account Description	FY2008 Actual	FY2009		FY2010	
						Budget Before Cuts	Yr End Estimate	Dept. Request	Manager Recomm.
526	61521310	5290		TOOLS AND SUPPLIES	-	2,582	2,582	2,300	2,300
527	61522100	5290		TOOLS AND SUPPLIES	-	1,673	1,673	-	-
528	61522115	5290		TOOLS AND SUPPLIES	-	10,961	10,961	12,000	12,000
529	61522210	5290		TOOLS AND SUPPLIES	-	29,640	29,640	15,000	15,000
530	61522211	5290		TOOLS AND SUPPLIES	-	616	616	616	616
531	61522213	5290		TOOLS AND SUPPLIES	-	405	405	405	405
532	61522214	5290		TOOLS AND SUPPLIES	-	302	302	302	302
533	61531100	5290		TOOLS AND SUPPLIES	-	47,180	47,151	38,400	38,400
534	61571101	5290		TOOLS AND SUPPLIES	6,030	-	-	-	-
535	61571185	5290		TOOLS AND SUPPLIES	54,873	-	-	-	-
536	61571186	5290		TOOLS AND SUPPLIES	85,677	-	-	-	-
537	61571187	5290		TOOLS AND SUPPLIES	953	-	-	-	-
538	61571185	5299		MISCELLANEOUS	-	-	-	-	-
539	61571186	5299		MISCELLANEOUS	-	-	-	-	-
540					2,861,011	2,927,110	2,927,081	3,159,516	3,159,516
541	61511100	5311		TRAVEL	-	4,030	4,030	-	-
542	61511101	5311		TRAVEL	-	285	285	-	-
543	61511103	5311		TRAVEL	-	285	285	120	120
544	61511104	5311		TRAVEL	-	135	135	135	135
545	61521100	5311		TRAVEL	-	(8)	(8)	-	-
546	61522100	5311		TRAVEL	-	11	11	-	-
547	61531100	5311		TRAVEL	-	165	165	200	200
548	61571101	5311		TRAVEL	412	-	-	-	-
549	61571185	5311		TRAVEL	43	-	-	-	-
550	61571186	5311		TRAVEL	-	-	-	-	-
551	61571187	5311		TRAVEL	-	-	-	-	-
552	61511100	5312		TRAVEL SUBSISTENCE	-	670	670	-	-
553	61511101	5312		TRAVEL SUBSISTENCE	-	78	78	-	-
554	61511102	5312		TRAVEL SUBSISTENCE	-	65	65	480	480
555	61511103	5312		TRAVEL SUBSISTENCE	-	75	75	150	150
556	61511104	5312		TRAVEL SUBSISTENCE	-	530	530	530	530
557	61511106	5312		TRAVEL SUBSISTENCE	-	42	42	750	750
558	61511107	5312		TRAVEL SUBSISTENCE	-	430	430	50	50
559	61521100	5312		TRAVEL SUBSISTENCE	-	607	607	-	-
560	61521110	5312		TRAVEL SUBSISTENCE	-	282	282	300	300
561	61521111	5312		TRAVEL SUBSISTENCE	-	418	418	84	84
562	61521113	5312		TRAVEL SUBSISTENCE	-	618	618	84	84
563	61521115	5312		TRAVEL SUBSISTENCE	-	205	205	84	84
564	61521300	5312		TRAVEL SUBSISTENCE	-	188	188	-	-
565	61522115	5312		TRAVEL SUBSISTENCE	-	2,964	2,964	500	500
566	61531100	5312		TRAVEL SUBSISTENCE	-	1,931	1,931	2,000	2,000
567	61571101	5312		TRAVEL SUBSISTENCE	4,816	-	-	-	-
568	61571185	5312		TRAVEL SUBSISTENCE	4,189	-	-	-	-
569	61571186	5312		TRAVEL SUBSISTENCE	6,568	-	-	-	-
570	61571187	5312		TRAVEL SUBSISTENCE	32	-	-	-	-
571	61511100	5321		TELEPHONE AND COMMUNICATIONS	-	4,380	4,380	6,960	6,960
572	61511101	5321		TELEPHONE AND COMMUNICATIONS	-	560	560	320	320
573	61511102	5321		TELEPHONE AND COMMUNICATIONS	-	3,656	3,656	2,700	2,700
574	61511103	5321		TELEPHONE AND COMMUNICATIONS	-	1,275	1,275	1,380	1,380
575	61511104	5321		TELEPHONE AND COMMUNICATIONS	-	2,300	2,300	2,500	2,500
576	61511106	5321		TELEPHONE AND COMMUNICATIONS	-	10,745	10,745	9,740	9,740
577	61511107	5321		TELEPHONE AND COMMUNICATIONS	-	1,290	1,290	840	840
578	61521100	5321		TELEPHONE AND COMMUNICATIONS	-	7,865	7,865	-	-
579	61521105	5321		TELEPHONE AND COMMUNICATIONS	-	645	645	1,500	1,500
580	61521110	5321	CC01	TELEPHONE AND COMMUNICATIONS	-	-	-	-	-
581	61521110	5321	CC02	TELEPHONE AND COMMUNICATIONS	-	73	73	-	-
582	61521110	5321	CC03	TELEPHONE AND COMMUNICATIONS	-	513	513	516	516
583	61521110	5321	CC04	TELEPHONE AND COMMUNICATIONS	-	540	540	540	540
584	61521110	5321	CC05	TELEPHONE AND COMMUNICATIONS	-	558	558	564	564
585	61521110	5321	CC06	TELEPHONE AND COMMUNICATIONS	-	-	-	400	400
586	61521110	5321	CC07	TELEPHONE AND COMMUNICATIONS	-	-	-	-	-
587	61521110	5321	CC08	TELEPHONE AND COMMUNICATIONS	-	-	-	-	-
588	61521110	5321	CC09	TELEPHONE AND COMMUNICATIONS	-	-	-	400	400
589	61521110	5321	CM01	TELEPHONE AND COMMUNICATIONS	-	-	-	-	-
590	61521110	5321	CM02	TELEPHONE AND COMMUNICATIONS	-	-	-	-	-
591	61521110	5321	CM03	TELEPHONE AND COMMUNICATIONS	-	-	-	-	-
592	61521110	5321	CM04	TELEPHONE AND COMMUNICATIONS	-	-	-	-	-
593	61521110	5321	GB01	TELEPHONE AND COMMUNICATIONS	-	-	-	-	-
594	61521110	5321	GB02	TELEPHONE AND COMMUNICATIONS	-	-	-	-	-
595	61521110	5321	OS01	TELEPHONE AND COMMUNICATIONS	-	-	-	-	-
596	61521110	5321	OS02	TELEPHONE AND COMMUNICATIONS	-	-	-	-	-
597	61521110	5321	OS03	TELEPHONE AND COMMUNICATIONS	-	-	-	-	-
598	61521110	5321	OS04	TELEPHONE AND COMMUNICATIONS	-	-	-	-	-
599	61521110	5321	TM01	TELEPHONE AND COMMUNICATIONS	-	-	-	-	-
600	61521110	5321	TM02	TELEPHONE AND COMMUNICATIONS	-	-	-	-	-

Union County, NC - FY2010 Budget Worksheet					May 15th, 2009				
Line No.	Dept Org. #	Obj. Code	Proj. Code	Account Description	FY2008 Actual	FY2009		FY2010	
						Budget Before Cuts	Yr End Estimate	Dept. Request	Manager Recomm.
601	61521110	5321	TM03	TELEPHONE AND COMMUNICATIONS	-	588	588	588	588
602	61521110	5321	TM04	TELEPHONE AND COMMUNICATIONS	-	-	-	-	-
603	61521110	5321	TM05	TELEPHONE AND COMMUNICATIONS	-	-	-	-	-
604	61521110	5321	TM06	TELEPHONE AND COMMUNICATIONS	-	-	-	-	-
605	61521110	5321	TM07	TELEPHONE AND COMMUNICATIONS	-	-	-	400	400
606	61521110	5321	TM08	TELEPHONE AND COMMUNICATIONS	-	-	-	400	400
607	61521110	5321	TM10	TELEPHONE AND COMMUNICATIONS	-	-	-	400	400
608	61521110	5321	TM11	TELEPHONE AND COMMUNICATIONS	-	-	-	400	400
609	61521110	5321	TM12	TELEPHONE AND COMMUNICATIONS	-	-	-	400	400
610	61521110	5321	TM13	TELEPHONE AND COMMUNICATIONS	-	-	-	400	400
611	61521110	5321	TM14	TELEPHONE AND COMMUNICATIONS	-	-	-	400	400
612	61521110	5321	TM15	TELEPHONE AND COMMUNICATIONS	-	-	-	400	400
613	61521110	5321	TM16	TELEPHONE AND COMMUNICATIONS	-	-	-	400	400
614	61521110	5321	TM17	TELEPHONE AND COMMUNICATIONS	-	-	-	400	400
615	61521110	5321	TM18	TELEPHONE AND COMMUNICATIONS	-	-	-	400	400
616	61521110	5321	TM19	TELEPHONE AND COMMUNICATIONS	-	-	-	400	400
617	61521110	5321	TM20	TELEPHONE AND COMMUNICATIONS	-	-	-	400	400
618	61521110	5321	TM21	TELEPHONE AND COMMUNICATIONS	-	-	-	-	-
619	61521110	5321	TM22	TELEPHONE AND COMMUNICATIONS	-	-	-	400	400
620	61521110	5321	TM23	TELEPHONE AND COMMUNICATIONS	-	-	-	400	400
621	61521110	5321	TM24	TELEPHONE AND COMMUNICATIONS	-	-	-	400	400
622	61521110	5321	TM25	TELEPHONE AND COMMUNICATIONS	-	-	-	-	-
623	61521110	5321	TM26	TELEPHONE AND COMMUNICATIONS	-	-	-	-	-
624	61521110	5321	TM27	TELEPHONE AND COMMUNICATIONS	-	-	-	-	-
625	61521110	5321	TM28	TELEPHONE AND COMMUNICATIONS	-	-	-	-	-
626	61521110	5321	TM29	TELEPHONE AND COMMUNICATIONS	-	540	540	540	540
627	61521110	5321	TM30	TELEPHONE AND COMMUNICATIONS	-	-	-	-	-
628	61521110	5321	TM31	TELEPHONE AND COMMUNICATIONS	-	-	-	-	-
629	61521110	5321	TM32	TELEPHONE AND COMMUNICATIONS	-	-	-	-	-
630	61521110	5321	TM33	TELEPHONE AND COMMUNICATIONS	-	-	-	-	-
631	61521110	5321	TP01	TELEPHONE AND COMMUNICATIONS	-	-	-	-	-
632	61521110	5321	TP02	TELEPHONE AND COMMUNICATIONS	-	-	-	-	-
633	61521110	5321	TP03	TELEPHONE AND COMMUNICATIONS	-	-	-	-	-
634	61521110	5321	TP04	TELEPHONE AND COMMUNICATIONS	-	-	-	-	-
635	61521110	5321	TP05	TELEPHONE AND COMMUNICATIONS	-	-	-	-	-
636	61521110	5321		TELEPHONE AND COMMUNICATIONS	-	8,200	8,200	8,200	8,200
637	61521111	5321		TELEPHONE AND COMMUNICATIONS	-	302	302	1,574	1,574
638	61521113	5321		TELEPHONE AND COMMUNICATIONS	-	830	830	1,754	1,754
639	61521114	5321		TELEPHONE AND COMMUNICATIONS	-	1,200	1,200	1,814	1,814
640	61521115	5321		TELEPHONE AND COMMUNICATIONS	-	996	996	2,334	2,334
641	61521116	5321		TELEPHONE AND COMMUNICATIONS	-	8	8	-	-
642	61521300	5321		TELEPHONE AND COMMUNICATIONS	-	1,800	1,800	-	-
643	61521310	5321	M01	TELEPHONE AND COMMUNICATIONS	-	-	-	110	110
644	61521310	5321	M02	TELEPHONE AND COMMUNICATIONS	-	105	105	110	110
645	61521310	5321	M03	TELEPHONE AND COMMUNICATIONS	-	524	524	-	-
646	61521310	5321	M04	TELEPHONE AND COMMUNICATIONS	-	105	105	110	110
647	61521310	5321	M05	TELEPHONE AND COMMUNICATIONS	-	105	105	110	110
648	61521310	5321	M06	TELEPHONE AND COMMUNICATIONS	-	400	400	400	400
649	61521310	5321	M07	TELEPHONE AND COMMUNICATIONS	-	105	105	110	110
650	61521310	5321	M08	TELEPHONE AND COMMUNICATIONS	-	105	105	110	110
651	61521310	5321	M09	TELEPHONE AND COMMUNICATIONS	-	105	105	110	110
652	61521310	5321		TELEPHONE AND COMMUNICATIONS	-	-	-	770	770
653	61522115	5321		TELEPHONE AND COMMUNICATIONS	-	8,700	8,700	9,640	9,640
654	61522210	5321		TELEPHONE AND COMMUNICATIONS	-	2,513	2,513	4,060	4,060
655	61522211	5321		TELEPHONE AND COMMUNICATIONS	-	350	350	756	756
656	61522213	5321		TELEPHONE AND COMMUNICATIONS	-	583	583	636	636
657	61531100	5321		TELEPHONE AND COMMUNICATIONS	-	19,142	19,142	19,000	19,000
658	61571101	5321		TELEPHONE AND COMMUNICATIONS	14,094	-	-	-	-
659	61571185	5321		TELEPHONE AND COMMUNICATIONS	26,831	-	-	-	-
660	61571186	5321		TELEPHONE AND COMMUNICATIONS	54,250	-	-	-	-
661	61571187	5321		TELEPHONE AND COMMUNICATIONS	2,502	-	-	-	-
662	61511100	5325		POSTAGE	-	4,910	4,910	4,910	4,910
663	61511101	5325		POSTAGE	-	171,000	171,000	176,000	176,000
664	61511102	5325		POSTAGE	-	195	195	195	195
665	61511104	5325		POSTAGE	-	375	375	375	375
666	61521100	5325		POSTAGE	-	5	5	-	-
667	61521113	5325		POSTAGE	-	256	256	250	250
668	61521115	5325		POSTAGE	-	133	133	150	150
669	61521116	5325		POSTAGE	-	-	-	-	-
670	61531100	5325		POSTAGE	-	3,850	3,850	4,000	4,000
671	61571101	5325		POSTAGE	158,191	-	-	-	-
672	61571185	5325		POSTAGE	7,883	-	-	-	-
673	61571186	5325		POSTAGE	1,104	-	-	-	-
674	61571187	5325		POSTAGE	-	-	-	-	-
675	61521100	5330		UTILITIES	-	11,420	11,420	-	-

Union County, NC - FY2010 Budget Worksheet					May 15th, 2009				
Line No.	Dept Org. #	Obj. Code	Proj. Code	Account Description	FY2008 Actual	FY2009		FY2010	
						Budget Before Cuts	Yr End Estimate	Depart. Request	Manager Recomm.
676	61521110	5330	CC01	UTILITIES	-	1,350	1,350	1,400	1,400
677	61521110	5330	CC02	UTILITIES	-	3,400	3,400	1,812	1,812
678	61521110	5330	CC03	UTILITIES	-	830	830	480	480
679	61521110	5330	CC04	UTILITIES	-	1,452	1,452	1,450	1,450
680	61521110	5330	CC05	UTILITIES	-	877	877	877	877
681	61521110	5330	CC06	UTILITIES	-	2,950	2,950	3,192	3,192
682	61521110	5330	CC07	UTILITIES	-	650	650	660	660
683	61521110	5330	CC08	UTILITIES	-	356	356	360	360
684	61521110	5330	CC09	UTILITIES	-	222	222	240	240
685	61521110	5330	CM01	UTILITIES	-	69	69	72	72
686	61521110	5330	CM02	UTILITIES	-	925	925	930	930
687	61521110	5330	CM03	UTILITIES	-	9,795	9,795	9,795	9,795
688	61521110	5330	CM04	UTILITIES	-	167	167	180	180
689	61521110	5330	GB01	UTILITIES	-	522	522	528	528
690	61521110	5330	GB02	UTILITIES	-	1,555	1,555	1,600	1,600
691	61521110	5330	OS01	UTILITIES	-	1,550	1,550	3,600	3,600
692	61521110	5330	OS02	UTILITIES	-	1,650	1,650	1,740	1,740
693	61521110	5330	OS03	UTILITIES	-	2,700	2,700	2,700	2,700
694	61521110	5330	OS04	UTILITIES	-	2,000	2,000	2,000	2,000
695	61521110	5330	TM01	UTILITIES	-	940	940	950	950
696	61521110	5330	TM02	UTILITIES	-	1,255	1,255	1,300	1,300
697	61521110	5330	TM03	UTILITIES	-	260	260	264	264
698	61521110	5330	TM04	UTILITIES	-	2,800	2,800	2,676	2,676
699	61521110	5330	TM05	UTILITIES	-	840	840	840	840
700	61521110	5330	TM06	UTILITIES	-	1,550	1,550	1,550	1,550
701	61521110	5330	TM07	UTILITIES	-	204	204	204	204
702	61521110	5330	TM08	UTILITIES	-	238	238	240	240
703	61521110	5330	TM10	UTILITIES	-	216	216	216	216
704	61521110	5330	TM11	UTILITIES	-	210	210	216	216
705	61521110	5330	TM12	UTILITIES	-	214	214	216	216
706	61521110	5330	TM13	UTILITIES	-	214	214	216	216
707	61521110	5330	TM14	UTILITIES	-	204	204	204	204
708	61521110	5330	TM15	UTILITIES	-	204	204	204	204
709	61521110	5330	TM16	UTILITIES	-	212	212	216	216
710	61521110	5330	TM17	UTILITIES	-	273	273	276	276
711	61521110	5330	TM18	UTILITIES	-	226	226	228	228
712	61521110	5330	TM19	UTILITIES	-	205	205	204	204
713	61521110	5330	TM20	UTILITIES	-	201	201	204	204
714	61521110	5330	TM21	UTILITIES	-	-	-	-	-
715	61521110	5330	TM22	UTILITIES	-	237	237	240	240
716	61521110	5330	TM23	UTILITIES	-	229	229	228	228
717	61521110	5330	TM24	UTILITIES	-	263	263	264	264
718	61521110	5330	TM25	UTILITIES	-	3,845	3,845	3,800	3,800
719	61521110	5330	TM26	UTILITIES	-	9,965	9,965	9,965	9,965
720	61521110	5330	TM27	UTILITIES	-	62	62	60	60
721	61521110	5330	TM28	UTILITIES	-	-	-	-	-
722	61521110	5330	TM29	UTILITIES	-	411	411	420	420
723	61521110	5330	TM30	UTILITIES	-	28,000	28,000	28,000	28,000
724	61521110	5330	TM31	UTILITIES	-	3,175	3,175	3,600	3,600
725	61521110	5330	TM32	UTILITIES	-	545	545	552	552
726	61521110	5330	TM33	UTILITIES	-	319	319	156	156
727	61521110	5330	TP01	UTILITIES	-	2,950	2,950	3,000	3,000
728	61521110	5330	TP02	UTILITIES	-	850	850	850	850
729	61521110	5330	TP03	UTILITIES	-	2,417	2,417	2,496	2,496
730	61521110	5330	TP04	UTILITIES	-	7,600	7,600	7,380	7,380
731	61521110	5330	TP05	UTILITIES	-	217	217	216	216
732	61521110	5330		UTILITIES	-	5,650	5,650	5,650	5,650
733	61521115	5330		UTILITIES	-	-	-	1,918	1,918
734	61521300	5330		UTILITIES	-	-	-	-	-
735	61521310	5330	M01	UTILITIES	-	808	808	816	816
736	61521310	5330	M02	UTILITIES	-	467	467	492	492
737	61521310	5330	M03	UTILITIES	-	360	360	372	372
738	61521310	5330	M04	UTILITIES	-	-	-	-	-
739	61521310	5330	M05	UTILITIES	-	30,211	30,211	28,800	28,800
740	61521310	5330	M06	UTILITIES	-	19,370	19,370	19,300	19,300
741	61521310	5330	M07	UTILITIES	-	31,000	31,000	32,000	32,000
742	61521310	5330	M08	UTILITIES	-	-	-	-	-
743	61521310	5330	M09	UTILITIES	-	-	-	-	-
744	61521310	5330		UTILITIES	-	213	213	-	-
745	61522115	5330		UTILITIES	-	474,000	474,000	474,000	474,000
746	61522210	5330		UTILITIES	-	196,000	196,000	200,000	200,000
747	61522211	5330		UTILITIES	-	17,450	17,450	19,200	19,200
748	61522212	5330		UTILITIES	-	610	610	-	-
749	61522213	5330		UTILITIES	-	27,250	27,250	27,750	27,750
750	61522214	5330		UTILITIES	-	10,440	10,440	10,450	10,450

Union County, NC - FY2010 Budget Worksheet					May 15th, 2009				
Line No.	Dept Org. #	Obj. Code	Proj. Code	Account Description	FY2008 Actual	FY2009		FY2010	
						Budget Before Cuts	Yr End Estimate	Depart. Request	Manager Recomm.
751	61531100	5330		UTILITIES	-	282,000	282,000	280,000	280,000
752	61571101	5330		UTILITIES	-	-	-	-	-
753	61571185	5330		UTILITIES	283,643	-	-	-	-
754	61571186	5330		UTILITIES	730,448	-	-	-	-
755	61571187	5330		UTILITIES	73,442	-	-	-	-
756	61511106	5351		MAINT & REPAIRS-BUILDINGS	-	400	400	-	-
757	61521100	5351		MAINT & REPAIRS-BUILDINGS	-	915	915	-	-
758	61521115	5351		MAINT & REPAIRS-BUILDINGS	-	-	-	150	150
759	61521300	5351		MAINT & REPAIRS-BUILDINGS	-	-	-	-	-
760	61522115	5351		MAINT & REPAIRS-BUILDINGS	-	950	950	-	-
761	61522210	5351		MAINT & REPAIRS-BUILDINGS	-	1,000	1,000	1,000	1,000
762	61522213	5351		MAINT & REPAIRS-BUILDINGS	-	891	891	-	-
763	61531100	5351		MAINT & REPAIRS-BUILDINGS	-	17	17	-	-
764	61571101	5351		MAINT & REPAIRS-BUILDINGS	-	-	-	-	-
765	61571185	5351		MAINT & REPAIRS-BUILDINGS	1,037	-	-	-	-
766	61571186	5351		MAINT & REPAIRS-BUILDINGS	18,378	-	-	-	-
767	61571187	5351		MAINT & REPAIRS-BUILDINGS	-	-	-	-	-
768	61511100	5352		MAINT & REPAIRS-EQUIPMENT	-	564	564	564	564
769	61511101	5352		MAINT & REPAIRS-EQUIPMENT	-	612	612	612	612
770	61511102	5352		MAINT & REPAIRS-EQUIPMENT	-	855	855	300	300
771	61511103	5352		MAINT & REPAIRS-EQUIPMENT	-	765	765	765	765
772	61511104	5352		MAINT & REPAIRS-EQUIPMENT	-	700	700	1,000	1,000
773	61511106	5352		MAINT & REPAIRS-EQUIPMENT	-	95	95	95	95
774	61521100	5352		MAINT & REPAIRS-EQUIPMENT	-	37,041	37,041	-	-
775	61521105	5352		MAINT & REPAIRS-EQUIPMENT	-	519	519	6,992	6,992
776	61521110	5352	CC01	MAINT & REPAIRS-EQUIPMENT	-	5,000	5,000	5,000	5,000
777	61521110	5352	CC02	MAINT & REPAIRS-EQUIPMENT	-	33	33	5,000	5,000
778	61521110	5352	CC05	MAINT & REPAIRS-EQUIPMENT	-	2,500	2,500	2,500	2,500
779	61521110	5352	CM03	MAINT & REPAIRS-EQUIPMENT	-	122	122	-	-
780	61521110	5352	CM04	MAINT & REPAIRS-EQUIPMENT	-	2,480	2,480	2,500	2,500
781	61521110	5352	OS01	MAINT & REPAIRS-EQUIPMENT	-	18	18	-	-
782	61521110	5352	OS03	MAINT & REPAIRS-EQUIPMENT	-	33	33	2,500	2,500
783	61521110	5352	TM01	MAINT & REPAIRS-EQUIPMENT	-	1,532	1,532	2,500	2,500
784	61521110	5352	TM02	MAINT & REPAIRS-EQUIPMENT	-	33	33	-	-
785	61521110	5352	TM05	MAINT & REPAIRS-EQUIPMENT	-	12	12	-	-
786	61521110	5352	TM28	MAINT & REPAIRS-EQUIPMENT	-	104	104	-	-
787	61521110	5352	TM32	MAINT & REPAIRS-EQUIPMENT	-	65	65	-	-
788	61521110	5352		MAINT & REPAIRS-EQUIPMENT	-	5,934	5,934	6,000	6,000
789	61521111	5352		MAINT & REPAIRS-EQUIPMENT	-	1,119	1,119	7,667	7,667
790	61521113	5352		MAINT & REPAIRS-EQUIPMENT	-	4,083	4,083	11,167	11,167
791	61521114	5352	CM01	MAINT & REPAIRS-EQUIPMENT	-	43	43	-	-
792	61521114	5352	CM02	MAINT & REPAIRS-EQUIPMENT	-	32	32	-	-
793	61521114	5352	TM01	MAINT & REPAIRS-EQUIPMENT	-	32	32	-	-
794	61521114	5352	TM06	MAINT & REPAIRS-EQUIPMENT	-	33	33	-	-
795	61521114	5352	TM27	MAINT & REPAIRS-EQUIPMENT	-	33	33	-	-
796	61521114	5352	TM32	MAINT & REPAIRS-EQUIPMENT	-	9	9	-	-
797	61521114	5352		MAINT & REPAIRS-EQUIPMENT	-	23,608	23,608	26,167	26,167
798	61521115	5352		MAINT & REPAIRS-EQUIPMENT	-	10,269	10,269	21,167	21,167
799	61521300	5352		MAINT & REPAIRS-EQUIPMENT	-	100	100	-	-
800	61521310	5352	M02	MAINT & REPAIRS-EQUIPMENT	-	1,983	1,983	1,050	1,050
801	61521310	5352	M05	MAINT & REPAIRS-EQUIPMENT	-	118	118	2,000	2,000
802	61521310	5352	M06	MAINT & REPAIRS-EQUIPMENT	-	54	54	-	-
803	61521310	5352	M07	MAINT & REPAIRS-EQUIPMENT	-	1,070	1,070	2,000	2,000
804	61521310	5352	TM30	MAINT & REPAIRS-EQUIPMENT	-	19	19	-	-
805	61521310	5352		MAINT & REPAIRS-EQUIPMENT	-	-	-	9,350	9,350
806	61521311	5352		MAINT & REPAIRS-EQUIPMENT	-	-	-	-	-
807	61522115	5352		MAINT & REPAIRS-EQUIPMENT	-	114,597	114,597	86,200	86,200
808	61522210	5352		MAINT & REPAIRS-EQUIPMENT	-	111,600	111,600	41,000	41,000
809	61522211	5352		MAINT & REPAIRS-EQUIPMENT	-	831	831	831	831
810	61522213	5352		MAINT & REPAIRS-EQUIPMENT	-	13,000	13,000	10,100	10,100
811	61522214	5352		MAINT & REPAIRS-EQUIPMENT	-	8,058	8,058	6,150	6,150
812	61531100	5352		MAINT & REPAIRS-EQUIPMENT	-	41,535	41,535	42,000	42,000
813	61571101	5352		MAINT & REPAIRS-EQUIPMENT	4,640	-	-	-	-
814	61571185	5352		MAINT & REPAIRS-EQUIPMENT	41,118	-	-	-	-
815	61571186	5352		MAINT & REPAIRS-EQUIPMENT	380,930	-	-	-	-
816	61571187	5352		MAINT & REPAIRS-EQUIPMENT	6,161	-	-	-	-
817	61511100	5353		MAINT & REPAIRS-FUEL GAS	-	863	863	-	-
818	61511101	5353		MAINT & REPAIRS-FUEL GAS	-	72	72	72	72
819	61511102	5353		MAINT & REPAIRS-FUEL GAS	-	34,155	34,155	31,289	31,289
820	61511103	5353		MAINT & REPAIRS-FUEL GAS	-	-	-	-	-
821	61511104	5353		MAINT & REPAIRS-FUEL GAS	-	41	41	41	41
822	61511106	5353		MAINT & REPAIRS-FUEL GAS	-	21,901	21,901	18,825	18,825
823	61511107	5353		MAINT & REPAIRS-FUEL GAS	-	2,014	2,014	1,614	1,614
824	61521100	5353		MAINT & REPAIRS-FUEL GAS	-	33,375	33,375	26,298	26,298
825	61521105	5353		MAINT & REPAIRS-FUEL GAS	-	4,851	4,851	5,992	5,992

Union County, NC - FY2010 Budget Worksheet					May 15th, 2009				
Line No.	Dept Org. #	Obj. Code	Proj. Code	Account Description	FY2008 Actual	FY2009		FY2010	
						Budget Before Cuts	Yr End Estimate	Depart. Request	Manager Recomm.
826	61521110	5353		MAINT & REPAIRS-FUEL GAS	-	3,402	3,402	2,991	2,991
827	61521111	5353		MAINT & REPAIRS-FUEL GAS	-	7,250	7,250	7,593	7,593
828	61521113	5353		MAINT & REPAIRS-FUEL GAS	-	6,135	6,135	6,090	6,090
829	61521114	5353		MAINT & REPAIRS-FUEL GAS	-	4,258	4,258	4,810	4,810
830	61521115	5353		MAINT & REPAIRS-FUEL GAS	-	3,210	3,210	1,229	1,229
831	61521300	5353		MAINT & REPAIRS-FUEL GAS	-	4,712	4,712	5,120	5,120
832	61522100	5353		MAINT & REPAIRS-FUEL GAS	-	1,205	1,205	1,590	1,590
833	61522115	5353		MAINT & REPAIRS-FUEL GAS	-	14,121	14,121	13,239	13,239
834	61522210	5353		MAINT & REPAIRS-FUEL GAS	-	5,566	5,566	5,772	5,772
835	61531100	5353		MAINT & REPAIRS-FUEL GAS	-	77,508	77,508	66,712	66,712
836	61571101	5353		MAINT & REPAIRS-FUEL GAS	17,178	-	-	-	-
837	61571185	5353		MAINT & REPAIRS-FUEL GAS	164,912	-	-	-	-
838	61571186	5353		MAINT & REPAIRS-FUEL GAS	123,686	-	-	-	-
839	61571187	5353		MAINT & REPAIRS-FUEL GAS	22,361	-	-	-	-
840	61593000	5353		MAINT & REPAIRS-FUEL GAS	-	-	-	-	-
841	61511100	5354		MAINT AGREEMNTS-COMP.SOFTWARE	-	-	-	-	-
842	61511101	5354		MAINT AGREEMNTS-COMP.SOFTWARE	-	32,044	32,044	38,119	38,119
843	61511102	5354		MAINT AGREEMNTS-COMP.SOFTWARE	-	3,235	3,235	3,950	3,950
844	61511103	5354		MAINT AGREEMNTS-COMP.SOFTWARE	-	16,394	16,394	16,394	16,394
845	61521100	5354		MAINT AGREEMNTS-COMP.SOFTWARE	-	4,060	4,060	-	-
846	61521115	5354		MAINT AGREEMNTS-COMP.SOFTWARE	-	-	-	677	677
847	61522100	5354		MAINT AGREEMNTS-COMP.SOFTWARE	-	-	-	-	-
848	61531100	5354		MAINT AGREEMNTS-COMP.SOFTWARE	-	1,991	1,991	700	700
849	61571101	5354		MAINT AGREEMNTS-COMP.SOFTWARE	55,390	-	-	-	-
850	61571185	5354		MAINT AGREEMNTS-COMP.SOFTWARE	-	-	-	-	-
851	61571186	5354		MAINT AGREEMNTS-COMP.SOFTWARE	-	-	-	-	-
852	61571101	53541		IDC-ITS 542100 OP CHARGES	-	-	-	-	-
853	61571101	53545		IDC-ITS 542100 CAP CHARGES	-	-	-	-	-
854	61571101	53547		IDC-GIS 542200 CAP CHARGES	-	-	-	-	-
855	61571185	5355		MAINT & REPAIRS-INSUR REFUNDS	-	-	-	-	-
856	61571186	5355		MAINT & REPAIRS-INSUR REFUNDS	-	-	-	-	-
857	61511102	5356		MAINT & REPAIRS-LAND & IMPRVS	-	34,800	34,800	52,150	52,150
858	61511106	5356		MAINT & REPAIRS-LAND & IMPRVS	-	135	135	-	-
859	61521100	5356		MAINT & REPAIRS-LAND & IMPRVS	-	12,600	12,600	-	-
860	61521105	5356		MAINT & REPAIRS-LAND & IMPRVS	-	688	688	2,200	2,200
861	61521110	5356	CC02	MAINT & REPAIRS-LAND & IMPRVS	-	5,779	5,779	-	-
862	61521110	5356	GB02	MAINT & REPAIRS-LAND & IMPRVS	-	2,127	2,127	-	-
863	61521110	5356	OS03	MAINT & REPAIRS-LAND & IMPRVS	-	13,800	13,800	-	-
864	61521110	5356	TM01	MAINT & REPAIRS-LAND & IMPRVS	-	2,700	2,700	-	-
865	61521110	5356	TM02	MAINT & REPAIRS-LAND & IMPRVS	-	325	325	-	-
866	61521110	5356	TP04	MAINT & REPAIRS-LAND & IMPRVS	-	43	43	-	-
867	61521110	5356		MAINT & REPAIRS-LAND & IMPRVS	-	6,035	6,035	6,100	6,100
868	61521111	5356	TM30	MAINT & REPAIRS-LAND & IMPRVS	-	-	-	-	-
869	61521111	5356		MAINT & REPAIRS-LAND & IMPRVS	-	18,767	18,767	21,500	21,500
870	61521113	5356		MAINT & REPAIRS-LAND & IMPRVS	-	36,231	36,231	37,500	37,500
871	61521114	5356		MAINT & REPAIRS-LAND & IMPRVS	-	2,931	2,931	4,700	4,700
872	61521115	5356		MAINT & REPAIRS-LAND & IMPRVS	-	2,001	2,001	4,000	4,000
873	61521116	5356		MAINT & REPAIRS-LAND & IMPRVS	-	-	-	-	-
874	61521300	5356		MAINT & REPAIRS-LAND & IMPRVS	-	-	-	-	-
875	61521310	5356	M05	MAINT & REPAIRS-LAND & IMPRVS	-	170	170	-	-
876	61521310	5356	M07	MAINT & REPAIRS-LAND & IMPRVS	-	4,621	4,621	-	-
877	61521310	5356		MAINT & REPAIRS-LAND & IMPRVS	-	-	-	850	850
878	61522100	5356		MAINT & REPAIRS-LAND & IMPRVS	-	4,348	4,348	-	-
879	61522115	5356		MAINT & REPAIRS-LAND & IMPRVS	-	2,447	2,447	5,674	5,674
880	61522210	5356		MAINT & REPAIRS-LAND & IMPRVS	-	240	240	16,300	16,300
881	61522211	5356		MAINT & REPAIRS-LAND & IMPRVS	-	-	-	-	-
882	61522213	5356		MAINT & REPAIRS-LAND & IMPRVS	-	779	779	-	-
883	61522214	5356		MAINT & REPAIRS-LAND & IMPRVS	-	851	851	851	851
884	61531100	5356		MAINT & REPAIRS-LAND & IMPRVS	-	146,704	146,704	126,000	126,000
885	61571185	5356		MAINT & REPAIRS-LAND & IMPRVS	638,890	-	-	-	-
886	61571186	5356		MAINT & REPAIRS-LAND & IMPRVS	83,536	-	-	-	-
887	61571187	5356		MAINT & REPAIRS-LAND & IMPRVS	15,499	-	-	-	-
888	61531100	53561		MAINT & REPAIRS-BRASS	-	51,363	51,363	52,000	52,000
889	61531100	53562		MAINT & REPAIRS-COPPER TUBING	-	60,541	60,541	65,000	65,000
890	61531100	53563		MAINT & REPAIRS-LANDSCAPING	-	8,536	8,536	10,000	10,000
891	61531100	53564		MAINT & REPAIRS-STONE	-	25,340	25,340	26,000	26,000
892	61531100	53565		MAINT & REPAIRS-LINE REPAIRS	-	86,022	86,022	80,000	80,000
893	61531100	53566		MAINT & REPAIRS-PAVEMNT REPAIR	-	36,274	36,274	36,300	36,300
894	61511100	5357		IDC-PROP MGNT OPER CHARGES	-	-	-	-	-
895	61571101	5357		IDC-PROP MGNT OPER CHARGES	96,707	96,271	96,271	90,926	90,926
896	61511100	5358		M&R-VEHICLE-ROUTINE INTERDEPT	-	16,015	16,015	16,140	16,140
897	61511102	5358		M&R-VEHICLE-ROUTINE INTERDEPT	-	-	-	-	-
898	61511106	5358		M&R-VEHICLE-ROUTINE INTERDEPT	-	-	-	-	-
899	61511107	5358		M&R-VEHICLE-ROUTINE INTERDEPT	-	-	-	-	-
900	61521100	5358		M&R-VEHICLE-ROUTINE INTERDEPT	-	95,391	95,391	99,818	99,818

Union County, NC - FY2010 Budget Worksheet					May 15th, 2009				
Line No.	Dept Org. #	Obj. Code	Proj. Code	Account Description	FY2008 Actual	FY2009		FY2010	
						Budget Before Cuts	Yr End Estimate	Dept. Request	Manager Recomm.
901	61521105	5358		M&R-VEHICLE-ROUTINE INTERDEPT	-	3,747	3,747	-	-
902	61521110	5358		M&R-VEHICLE-ROUTINE INTERDEPT	-	-	-	-	-
903	61521111	5358		M&R-VEHICLE-ROUTINE INTERDEPT	-	-	-	-	-
904	61521113	5358		M&R-VEHICLE-ROUTINE INTERDEPT	-	-	-	-	-
905	61521114	5358		M&R-VEHICLE-ROUTINE INTERDEPT	-	-	-	-	-
906	61521115	5358		M&R-VEHICLE-ROUTINE INTERDEPT	-	-	-	-	-
907	61521300	5358		M&R-VEHICLE-ROUTINE INTERDEPT	-	-	-	-	-
908	61522100	5358		M&R-VEHICLE-ROUTINE INTERDEPT	-	-	-	-	-
909	61522115	5358		M&R-VEHICLE-ROUTINE INTERDEPT	-	-	-	-	-
910	61522210	5358		M&R-VEHICLE-ROUTINE INTERDEPT	-	-	-	-	-
911	61531100	5358		M&R-VEHICLE-ROUTINE INTERDEPT	-	65,155	65,155	83,277	83,277
912	61571101	5358		MAINT & REPAIRS-VEH INTERDEPT	6,199	-	-	-	-
913	61571185	5358		MAINT & REPAIRS-VEH INTERDEPT	69,963	-	-	-	-
914	61571186	5358		MAINT & REPAIRS-VEH INTERDEPT	67,319	-	-	-	-
915	61571187	5358		MAINT & REPAIRS-VEH INTERDEPT	10,267	-	-	-	-
916	61593000	5358		MAINT & REPAIRS-VEH INTERDEPT	-	-	-	-	-
917	61521100	5359		M&R-VEHICLE-PREVENTABLE ACCDNT	-	5,092	5,092	-	-
918	61522115	5359		M&R-VEHICLE-PREVENTABLE ACCDNT	-	1,504	1,504	-	-
919	61531100	5359		M&R-VEHICLE-PREVENTABLE ACCDNT	-	16	16	-	-
920	61571185	5359		M&R-VEHICLE-PREVENTABLE ACCDNT	2,643	-	-	-	-
921	61571186	5359		MAINT & REPAIRS-VEH INT-PREVC	5,013	-	-	-	-
922	61571187	5359		M&R-VEHICLE-PREVENTABLE ACCDNT	-	-	-	-	-
923	61511102	5360		M&R-VEHICLE-NONPREVENTABLES	-	10	10	-	-
924	61521100	5360		M&R-VEHICLE-NONPREVENTABLES	-	3,317	3,317	-	-
925	61521105	5360		M&R-VEHICLE-NONPREVENTABLES	-	7	7	-	-
926	61521111	5360		M&R-VEHICLE-NONPREVENTABLES	-	249	249	-	-
927	61521114	5360		M&R-VEHICLE-NONPREVENTABLES	-	-	-	-	-
928	61521300	5360		M&R-VEHICLE-NONPREVENTABLES	-	-	-	-	-
929	61522115	5360		M&R-VEHICLE-NONPREVENTABLES	-	497	497	-	-
930	61531100	5360		M&R-VEHICLE-NONPREVENTABLES	-	3,879	3,879	-	-
931	61571185	5360		M&R-VEHICLE-NONPREVENTABLES	5,974	-	-	-	-
932	61571186	5360		M&R-VEHICLE-NONPREVENTABLES	19,668	-	-	-	-
933	61571187	5360		M&R-VEHICLE-NONPREVENTABLES	231	-	-	-	-
934	61511100	5370		ADVERTISING/EMPL.RECONGNITION	-	24,002	24,002	-	-
935	61521100	5370		ADVERTISING/EMPL.RECONGNITION	-	(10)	(10)	-	-
936	61521300	5370		ADVERTISING/EMPL.RECONGNITION	-	-	-	-	-
937	61531100	5370		ADVERTISING/EMPL.RECONGNITION	-	758	758	800	800
938	61571101	5370		ADVERTISING/EMPL.RECONGNITION	6,984	-	-	-	-
939	61571185	5370		ADVERTISING/EMPL.RECONGNITION	1,261	-	-	-	-
940	61571186	5370		ADVERTISING/EMPL.RECONGNITION	1,138	-	-	-	-
941	61571187	5370		ADVERTISING/EMPL.RECONGNITION	-	-	-	-	-
942	61511100	5381		PROFESSIONAL SERVICES	-	39	39	66	66
943	61511101	5381		PROFESSIONAL SERVICES	-	98,500	98,500	105,500	105,500
944	61511103	5381		PROFESSIONAL SERVICES	-	10,300	10,300	44,300	44,300
945	61511104	5381		PROFESSIONAL SERVICES	-	78,832	78,832	82,132	82,132
946	61511107	5381		PROFESSIONAL SERVICES	-	70	70	72	72
947	61521100	5381		PROFESSIONAL SERVICES	-	98,000	98,000	-	-
948	61521110	5381	CM03	PROFESSIONAL SERVICES	-	300	300	550	550
949	61521110	5381	TM04	PROFESSIONAL SERVICES	-	300	300	850	850
950	61521110	5381	TM30	PROFESSIONAL SERVICES	-	550	550	400	400
951	61521110	5381	TP04	PROFESSIONAL SERVICES	-	550	550	550	550
952	61521110	5381		PROFESSIONAL SERVICES	-	750	750	800	800
953	61521111	5381		PROFESSIONAL SERVICES	-	4,081	4,081	9,834	9,834
954	61521115	5381		PROFESSIONAL SERVICES	-	(385)	(385)	5,834	5,834
955	61521300	5381		PROFESSIONAL SERVICES	-	1,904	1,904	-	-
956	61521310	5381		PROFESSIONAL SERVICES	-	5,392	5,392	6,165	6,165
957	61522100	5381		PROFESSIONAL SERVICES	-	1,400	1,400	-	-
958	61522115	5381		PROFESSIONAL SERVICES	-	338,322	338,322	413,101	413,101
959	61522210	5381		PROFESSIONAL SERVICES	-	108,484	108,484	137,512	137,512
960	61522213	5381		PROFESSIONAL SERVICES	-	2,829	2,829	2,829	2,829
961	61522214	5381		PROFESSIONAL SERVICES	-	850	850	850	850
962	61531100	5381		PROFESSIONAL SERVICES	-	142,850	142,850	55,000	55,000
963	61531116	5381		PROFESSIONAL SERVICES	-	-	-	-	-
964	61571101	5381		PROFESSIONAL SERVICES	289,522	-	-	-	-
965	61571185	5381		PROFESSIONAL SERVICES	56,467	-	-	-	-
966	61571186	5381		PROFESSIONAL SERVICES	496,285	-	-	-	-
967	61571187	5381		PROFESSIONAL SERVICES	2,515	-	-	-	-
968	61593000	5381		PROFESSIONAL SERVICES	-	-	-	-	-
969	61511100	5382		LEGAL SERVICES	-	35,730	35,730	100,000	100,000
970	61511104	5382		LEGAL SERVICES	-	7,104	7,104	-	-
971	61521100	5382		LEGAL SERVICES	-	1,824	1,824	-	-
972	61522210	5382		LEGAL SERVICES	-	124	124	-	-
973	61531100	5382		LEGAL SERVICES	-	13,659	13,659	-	-
974	61571101	5382		LEGAL SERVICES	104,078	-	-	-	-
975	61571185	5382		LEGAL SERVICES	1,133	-	-	-	-

Union County, NC - FY2010 Budget Worksheet					May 15th, 2009				
Line No.	Dept Org. #	Obj. Code	Proj. Code	Account Description	FY2008 Actual	FY2009		FY2010	
						Budget Before Cuts	Yr End Estimate	Depart. Request	Manager Recomm.
976	61571186	5382		LEGAL SERVICES	150	-	-	-	-
977	61571187	5382		LEGAL SERVICES	-	-	-	-	-
978	61511100	5383		MEDICAL SERVICES	-	50	50	50	50
979	61511101	5383		MEDICAL SERVICES	-	50	50	100	100
980	61511102	5383		MEDICAL SERVICES	-	50	50	75	75
981	61511103	5383		MEDICAL SERVICES	-	100	100	125	125
982	61511104	5383		MEDICAL SERVICES	-	125	125	125	125
983	61511106	5383		MEDICAL SERVICES	-	25	25	25	25
984	61511107	5383		MEDICAL SERVICES	-	50	50	50	50
985	61521100	5383		MEDICAL SERVICES	-	75	75	-	-
986	61521111	5383		MEDICAL SERVICES	-	140	140	140	140
987	61522100	5383		MEDICAL SERVICES	-	125	125	-	-
988	61522210	5383		MEDICAL SERVICES	-	25	25	104	104
989	61531100	5383		MEDICAL SERVICES	-	275	275	500	500
990	61571101	5383		MEDICAL SERVICES	400	-	-	-	-
991	61571185	5383		MEDICAL SERVICES	425	-	-	-	-
992	61571186	5383		MEDICAL SERVICES	410	-	-	-	-
993	61571187	5383		MEDICAL SERVICES	-	-	-	-	-
994	61521100	5390		SEWER TREATMENT-REGULAR	-	16,000	16,000	-	-
995	61521300	5390		SEWER TREATMENT-REGULAR	-	444,599	444,599	449,538	449,538
996	61522116	5390		SEWER TREATMENT-REGULAR	-	310,000	310,000	310,000	310,000
997	61571186	5390		SEWER TREATMENT-REGULAR	224,836	-	-	-	-
998	61571187	5390		SEWER TREATMENT-REGULAR	345,037	-	-	-	-
999	61521100	5391		SEWER TREATMENT-EXPANSION	-	-	-	-	-
1000	61521300	5391		SEWER TREATMENT-EXPANSION	-	140,676	140,676	140,676	140,676
1001	61522116	5391		SEWER TREATMENT-EXPANSION	-	205,456	205,456	325,217	325,217
1002	61571186	5391		SEWER TREATMENT-EXPANSION	205,456	-	-	-	-
1003	61571187	5391		SEWER TREATMENT-EXPANSION	355,663	-	-	-	-
1004	61511100	5392		LAUNDRY AND DRY CLEANING	-	-	-	-	-
1005	61511102	5392		LAUNDRY AND DRY CLEANING	-	3,730	3,730	3,730	3,730
1006	61511106	5392		LAUNDRY AND DRY CLEANING	-	4,895	4,895	4,895	4,895
1007	61511107	5392		LAUNDRY AND DRY CLEANING	-	960	960	960	960
1008	61521100	5392		LAUNDRY AND DRY CLEANING	-	1,604	1,604	-	-
1009	61521105	5392		LAUNDRY AND DRY CLEANING	-	792	792	1,068	1,068
1010	61521110	5392		LAUNDRY AND DRY CLEANING	-	600	600	600	600
1011	61521111	5392		LAUNDRY AND DRY CLEANING	-	930	930	1,218	1,218
1012	61521113	5392		LAUNDRY AND DRY CLEANING	-	1,924	1,924	2,268	2,268
1013	61521114	5392		LAUNDRY AND DRY CLEANING	-	737	737	1,018	1,018
1014	61521115	5392		LAUNDRY AND DRY CLEANING	-	1,114	1,114	1,768	1,768
1015	61521300	5392		LAUNDRY AND DRY CLEANING	-	-	-	-	-
1016	61521310	5392		LAUNDRY AND DRY CLEANING	-	471	471	500	500
1017	61522115	5392		LAUNDRY AND DRY CLEANING	-	7,768	7,768	8,400	8,400
1018	61522210	5392		LAUNDRY AND DRY CLEANING	-	3,597	3,597	4,000	4,000
1019	61531100	5392		LAUNDRY AND DRY CLEANING	-	22,861	22,861	23,000	23,000
1020	61571101	5392		LAUNDRY AND DRY CLEANING	1,427	-	-	-	-
1021	61571185	5392		LAUNDRY AND DRY CLEANING	24,914	-	-	-	-
1022	61571186	5392		LAUNDRY AND DRY CLEANING	26,007	-	-	-	-
1023	61571187	5392		LAUNDRY AND DRY CLEANING	1,124	-	-	-	-
1024	61511100	5393		TEMPORARY HELP SERVICES	-	5,710	5,710	-	-
1025	61511103	5393		TEMPORARY HELP SERVICES	-	4,870	4,870	-	-
1026	61571101	5393		TEMPORARY HELP SERVICES	25,865	-	-	-	-
1027	61571185	5393		TEMPORARY HELP SERVICES	-	-	-	-	-
1028	61571186	5393		TEMPORARY HELP SERVICES	-	-	-	-	-
1029	61511100	5395		EDUCATION EXPENSES	-	61	61	-	-
1030	61511101	5395		EDUCATION EXPENSES	-	95	95	-	-
1031	61511102	5395		EDUCATION EXPENSES	-	350	350	175	175
1032	61511103	5395		EDUCATION EXPENSES	-	95	95	100	100
1033	61511104	5395		EDUCATION EXPENSES	-	195	195	400	400
1034	61511106	5395		EDUCATION EXPENSES	-	175	175	350	350
1035	61511107	5395		EDUCATION EXPENSES	-	480	480	500	500
1036	61521100	5395		EDUCATION EXPENSES	-	2,468	2,468	-	-
1037	61521110	5395		EDUCATION EXPENSES	-	85	85	100	100
1038	61521111	5395		EDUCATION EXPENSES	-	530	530	134	134
1039	61521113	5395		EDUCATION EXPENSES	-	621	621	134	134
1040	61521114	5395		EDUCATION EXPENSES	-	75	75	184	184
1041	61521115	5395		EDUCATION EXPENSES	-	185	185	134	134
1042	61521300	5395		EDUCATION EXPENSES	-	(2)	(2)	-	-
1043	61521310	5395		EDUCATION EXPENSES	-	85	85	1,225	1,225
1044	61522100	5395		EDUCATION EXPENSES	-	25	25	-	-
1045	61522115	5395		EDUCATION EXPENSES	-	1,750	1,750	1,750	1,750
1046	61522210	5395		EDUCATION EXPENSES	-	70	70	1,756	1,756
1047	61531100	5395		EDUCATION EXPENSES	-	3,343	1,743	5,000	5,000
1048	61571101	5395		EDUCATION EXPENSES	4,133	-	-	-	-
1049	61571185	5395		EDUCATION EXPENSES	5,660	-	-	-	-
1050	61571186	5395		EDUCATION EXPENSES	9,615	-	-	-	-

Union County, NC - FY2010 Budget Worksheet					May 15th, 2009				
Line No.	Dept Org. #	Obj. Code	Proj. Code	Account Description	FY2008 Actual	FY2009		FY2010	
						Budget Before Cuts	Yr End Estimate	Dept. Request	Manager Recomm.
1051	61571187	5395		EDUCATION EXPENSES	260	-	-	-	-
1052					5,416,912	5,192,562	5,190,962	5,144,925	5,144,925
1053	61571185	5410		RENTAL OF REAL PROPERTY	-	-	-	-	-
1054	61571186	5410		RENTAL OF REAL PROPERTY	-	-	-	-	-
1055	61511100	5430		RENTAL OF EQUIPMENT	-	240	240	240	240
1056	61511104	5430		RENTAL OF EQUIPMENT	-	-	-	-	-
1057	61521100	5430		RENTAL OF EQUIPMENT	-	567	567	-	-
1058	61521111	5430		RENTAL OF EQUIPMENT	-	-	-	-	-
1059	61521114	5430		RENTAL OF EQUIPMENT	-	518	518	1,100	1,100
1060	61521115	5430		RENTAL OF EQUIPMENT	-	-	-	100	100
1061	61522115	5430		RENTAL OF EQUIPMENT	-	46,200	46,200	10,000	10,000
1062	61522210	5430		RENTAL OF EQUIPMENT	-	2,904	2,904	5,000	5,000
1063	61531100	5430		RENTAL OF EQUIPMENT	-	74	74	250	250
1064	61571101	5430		RENTAL OF EQUIPMENT	239	-	-	-	-
1065	61571185	5430		RENTAL OF EQUIPMENT	235	-	-	-	-
1066	61571186	5430		RENTAL OF EQUIPMENT	5,695	-	-	-	-
1067	61571187	5430		RENTAL OF EQUIPMENT	-	-	-	-	-
1068	61511100	5450		INSURANCE AND BONDING	-	7,856	7,856	7,856	7,856
1069	61521100	5450		INSURANCE AND BONDING	-	29,923	29,923	29,923	29,923
1070	61521113	5450		INSURANCE AND BONDING	-	30	30	30	30
1071	61521115	5450		INSURANCE AND BONDING	-	97	97	97	97
1072	61521300	5450		INSURANCE AND BONDING	-	2,971	2,971	2,971	2,971
1073	61531100	5450		INSURANCE AND BONDING	-	36,815	36,815	36,815	36,815
1074	61571101	5450		INSURANCE AND BONDING	10,373	-	-	-	-
1075	61571185	5450		INSURANCE AND BONDING	37,437	-	-	-	-
1076	61571186	5450		INSURANCE AND BONDING	40,975	-	-	-	-
1077	61571187	5450		INSURANCE AND BONDING	3,998	-	-	-	-
1078	61593000	5450		INSURANCE AND BONDING	-	-	-	50,000	50,000
1079	61521100	5451		INSURANCE DEDUCTIBLE	-	4,328	4,328	-	-
1080	61522100	5451		INSURANCE DEDUCTIBLE	-	152	152	-	-
1081	61531100	5451		INSURANCE DEDUCTIBLE	-	4,837	4,837	-	-
1082	61571185	5451		INSURANCE DEDUCTIBLE	28,659	-	-	-	-
1083	61571186	5451		INSURANCE DEDUCTIBLE	20,401	-	-	-	-
1084	61511100	5480		IDC-COST ALLOCATN PLAN CHARGES	-	521,359	521,359	521,359	521,359
1085	61571101	5480		IDC-COST ALLOCATN PLAN CHARGES	521,359	-	-	-	-
1086	61511100	5491		DUES AND MEMBERSHIPS	-	1,570	1,570	1,570	1,570
1087	61511104	5491		DUES AND MEMBERSHIPS	-	130	130	250	250
1088	61511106	5491		DUES AND MEMBERSHIPS	-	880	880	500	500
1089	61511107	5491		DUES AND MEMBERSHIPS	-	265	265	300	300
1090	61521100	5491		DUES AND MEMBERSHIPS	-	3,908	3,908	-	-
1091	61521105	5491		DUES AND MEMBERSHIPS	-	100	100	767	767
1092	61521110	5491		DUES AND MEMBERSHIPS	-	1,500	1,500	1,500	1,500
1093	61521111	5491		DUES AND MEMBERSHIPS	-	165	165	832	832
1094	61521113	5491		DUES AND MEMBERSHIPS	-	340	340	1,007	1,007
1095	61521114	5491		DUES AND MEMBERSHIPS	-	50	50	717	717
1096	61521115	5491		DUES AND MEMBERSHIPS	-	180	180	847	847
1097	61521300	5491		DUES AND MEMBERSHIPS	-	151	151	-	-
1098	61522115	5491		DUES AND MEMBERSHIPS	-	25,547	25,547	15,000	15,000
1099	61522210	5491		DUES AND MEMBERSHIPS	-	11,698	11,698	12,000	12,000
1100	61522211	5491		DUES AND MEMBERSHIPS	-	1,051	1,051	1,051	1,051
1101	61522212	5491		DUES AND MEMBERSHIPS	-	860	860	-	-
1102	61522214	5491		DUES AND MEMBERSHIPS	-	860	860	860	860
1103	61531100	5491		DUES AND MEMBERSHIPS	-	7,857	6,997	8,000	8,000
1104	61571101	5491		DUES AND MEMBERSHIPS	2,807	-	-	-	-
1105	61571185	5491		DUES AND MEMBERSHIPS	8,559	-	-	-	-
1106	61571186	5491		DUES AND MEMBERSHIPS	99,125	-	-	-	-
1107	61571187	5491		DUES AND MEMBERSHIPS	2,141	-	-	-	-
1108	61571185	5492		UNCOLLECTIBLE ACCOUNTS	-	-	-	-	-
1109	61571186	5492		UNCOLLECTIBLE ACCOUNTS	-	-	-	-	-
1110	61571185	5493		CONTRIBUTED CAPITAL EXPEND	-	-	-	-	-
1111	61571186	5493		CONTRIBUTED CAPITAL EXPEND	-	-	-	-	-
1112					782,003	715,983	715,123	710,942	710,942
1113	61511100	5510		OFFICE FURNITURE AND EQUIPMENT	-	-	-	-	-
1114	61511104	5510		OFFICE FURNITURE AND EQUIPMENT	-	16,702	16,702	-	-
1115	61571101	5510		OFFICE FURNITURE AND EQUIPMENT	-	-	-	-	-
1116	61571185	5510		OFFICE FURNITURE AND EQUIPMENT	-	-	-	-	-
1117	61571186	5510		OFFICE FURNITURE AND EQUIPMENT	-	-	-	-	-
1118	61531100	5540		VEHICLES	-	30,811	30,811	-	-
1119	61571101	5540		VEHICLES	37,968	-	-	-	-
1120	61571185	5540		VEHICLES	119,237	-	-	-	-
1121	61571186	5540		VEHICLES	83,054	-	-	-	-
1122	61571187	5540		VEHICLES	-	-	-	-	-
1123	61511100	5550		OTHER EQUIPMENT	-	-	-	-	-
1124	61511101	5550		OTHER EQUIPMENT	-	13,050	13,050	-	-
1125	61511102	5550		OTHER EQUIPMENT	-	11,800	11,800	-	-

Union County, NC - FY2010 Budget Worksheet					May 15th, 2009				
Line No.	Dept Org. #	Obj. Code	Proj. Code	Account Description	FY2008 Actual	FY2009		FY2010	
						Budget Before Cuts	Yr End Estimate	Depart. Request	Manager Recomm.
1126	61521100	5550		OTHER EQUIPMENT	-	29,040	29,040	-	-
1127	61521110	5550	TM02	OTHER EQUIPMENT	-	5,207	5,207	-	-
1128	61521113	5550		OTHER EQUIPMENT	-	11,364	11,364	-	-
1129	61522210	5550		OTHER EQUIPMENT	-	140,628	140,628	-	-
1130	61522211	5550		OTHER EQUIPMENT	-	38,860	38,860	-	-
1131	61522213	5550		OTHER EQUIPMENT	-	40,133	40,133	-	-
1132	61531100	5550		OTHER EQUIPMENT	-	37,479	37,479	12,000	12,000
1133	61571101	5550		OTHER EQUIPMENT	-	-	-	-	-
1134	61571185	5550		OTHER EQUIPMENT	49,750	-	-	-	-
1135	61571186	5550		OTHER EQUIPMENT	238,984	-	-	-	-
1136	61571187	5550		OTHER EQUIPMENT	36,270	-	-	-	-
1137	61571185	5570		LAND AND IMPROVEMENTS	-	-	-	-	-
1138	61571186	5570		LAND AND IMPROVEMENTS	-	-	-	-	-
1139	61571185	5580		BUILDINGS AND IMPROVEMENTS	-	-	-	-	-
1140	61571186	5580		BUILDINGS AND IMPROVEMENTS	44,875	-	-	-	-
1141	61571187	5580		BUILDINGS AND IMPROVEMENTS	-	-	-	-	-
1142	61521100	5592		CAPITAL LEGAL LAND EASEMENTS	-	188,841	188,841	150,000	150,000
1143	61571185	5592		CAPITAL LEGAL LAND EASEMENTS	-	-	-	100,000	100,000
1144	61571186	5592		CAPITAL LEGAL LAND EASEMENTS	7,672	-	-	-	-
1145	61571187	5595		CONSTRUCTION	-	-	-	-	-
1146					617,810	563,915	563,915	262,000	262,000
1147	61531100	5630		PAYMENTS TO OTHER GOV UNITS	-	164,154	164,154	164,154	164,154
1148	61571185	5630		PAYMENTS TO OTHER GOV UNITS	164,153	-	-	-	-
1149	61571186	5630		PAYMENTS TO OTHER GOV UNITS	-	-	-	-	-
1150					164,153	164,154	164,154	164,154	164,154
1151	61591300	5710		GO BOND PRINCIPAL	1,869,757	1,428,300	1,428,300	1,405,136	1,405,136
1152	61591400	5710		GO BOND PRINCIPAL	615,300	458,667	458,667	452,850	452,850
1153	61591300	5711		GO BOND INTEREST	280,192	181,329	181,329	109,446	109,446
1154	61591400	5711		GO BOND INTEREST	148,945	121,829	121,829	102,670	102,670
1155	61591300	5712		GO BOND SERVICE CHARGES	-	-	-	-	-
1156	61591400	5712		GO BOND SERVICE CHARGES	-	-	-	-	-
1157	61591400	5714		GO BOND ARBITRAGE REBATE EXP	-	-	-	-	-
1158	61591300	5715		GO BOND ISSUE COSTS	-	-	-	-	-
1159	61591400	5715		GO BOND ISSUE COSTS	-	-	-	-	-
1160	61591400	5719		GO BOND REMIT TO ESCROW AGENT	-	-	-	-	-
1161	61591300	5720		REV BOND PRINCIPAL	-	-	-	-	-
1162	61591400	5720		REV BOND PRINCIPAL	-	-	-	-	-
1163	61591501	5720		REV BOND PRINCIPAL	835,000	850,000	850,000	870,000	870,000
1164	61591502	5720		REV BOND PRINCIPAL	1,235,000	1,230,000	1,230,000	1,220,000	1,220,000
1165	61591300	5721		REV BOND INTEREST	-	-	-	-	-
1166	61591400	5721		REV BOND INTEREST	-	-	-	-	-
1167	61591501	5721		REV BOND INTEREST	1,265,964	1,248,429	1,248,429	1,228,028	1,228,028
1168	61591502	5721		REV BOND INTEREST	525,716	374,415	374,415	445,206	445,206
1169	61591501	57211		REV BOND INTEREST CREDIT	(120,167)	-	-	-	-
1170	61591502	57211		REV BOND INTEREST CREDIT	(20,774)	145,036	145,036	80,475	80,475
1171	61591300	5722		REV BOND SERVICE CHARGES	-	-	-	-	-
1172	61591400	5722		REV BOND SERVICE CHARGES	-	-	-	-	-
1173	61591501	5722		REV BOND SERVICE CHARGES	3,369	4,000	4,000	4,000	4,000
1174	61591502	5722		REV BOND SERVICE CHARGES	39,801	45,330	45,330	46,600	46,600
1175	61591503	5722		REV BOND SERVICE CHARGES	14,500	-	-	-	-
1176	61591300	5725		REV BOND ISSUE COSTS	-	-	-	-	-
1177	61591400	5725		REV BOND ISSUE COSTS	-	-	-	-	-
1178	61591501	5725		REV BOND ISSUE COSTS	-	-	-	-	-
1179	61591502	5725		REV BOND ISSUE COSTS	-	-	-	-	-
1180	61591300	5726		REV BOND STUDY EXPENSE	-	-	-	-	-
1181	61591400	5726		REV BOND STUDY EXPENSE	-	-	-	-	-
1182	61591502	5729		REV BOND REMIT TO ESCROW AGENT	-	-	-	-	-
1183	61591400	5740		ST.S.S.LOAN PRINCIPAL	233,697	983,696	983,696	983,696	983,696
1184	61591400	5741		ST.S.S.LOAN INTEREST	80,158	366,281	366,281	386,888	386,888
1185	61591400	5745		ST.S.S.LOAN ISSUE COSTS	-	-	-	-	-
1186					7,006,457	7,437,312	7,437,312	7,334,995	7,334,995
1187	61571101	5920		CONTINGENCY	-	-	-	-	-
1188	61571185	5920		CONTINGENCY	-	-	-	-	-
1189	61571186	5920		CONTINGENCY	-	-	-	-	-
1190	61571187	5920		CONTINGENCY	-	-	-	-	-
1191	61591300	5920		CONTINGENCY	-	-	-	-	-
1192	61591400	5920		CONTINGENCY	-	-	-	-	-
1193	61591501	5920		CONTINGENCY	-	-	-	-	-
1194	61591502	5920		CONTINGENCY	-	-	-	-	-
1195	61592000	5920		CONTINGENCY	-	2,176,589	-	-	-
1196	61593000	5920		CONTINGENCY	-	3,157,124	-	-	-
1197					-	5,333,713	-	-	-
1198				Total Expenditures	37,166,318	34,785,455	29,098,006	25,032,604	25,032,604
1199									
1200				Net Water & Sewer Fund (Revenue)/Expenditure	(451,001)	-	804,144	-	-

Union County, NC - FY2010 Budget Worksheet					May 15th, 2009				
Line No.	Dept Org. #	Obj. Code	Proj. Code	Account Description	FY2008 Actual	FY2009		FY2010	
						Budget Before Cuts	Yr End Estimate	Dept. Request	Manager Recomm.
1	66447280	4163		SCRAP TIRE DISPOSAL TAX	-	-	(201,250)	(221,420)	(221,420)
2	66447281	4163		SCRAP TIRE DISPOSAL TAX	(194,931)	(184,040)	-	-	-
3	66447281	4164		WHITE GOODS DISPOSAL TAX	(34,046)	-	-	-	-
4	66447280	4166		SOLID WASTE DISPOSAL TAX	-	-	(24,270)	(57,210)	(57,210)
5	66447280	4327		FED GRANT-FEMA	-	-	-	-	-
6	66447281	4327		FED GRANT-FEMA	-	-	-	-	-
7	66447282	4327		FED GRANT-FEMA	-	-	-	-	-
8	66447281	4492		ST GRANT-NC DEPT OF AGRICULTR	(1,193)	-	-	-	-
9					(230,170)	(184,040)	(225,520)	(278,630)	(278,630)
10	66447281	4540		DEPT SRV CHRGS-RESTITUTION	-	-	-	-	-
11	66447201	4600		DEPT PERMIT CHARGES-VEHICLES	-	-	-	(9,300)	(9,300)
12	66447281	4600		VEHICLE PERMIT FEES	18,587	(7,500)	(9,290)	-	-
13	66447201	4650		TIPPING FEES-LANDFILL SCALEHOU	-	-	(25,275)	(25,275)	(25,275)
14	66447281	4650		TIPPING FEES-LF SCALEHOUSE	(3,787,206)	(4,250,445)	(4,197,573)	(4,100,815)	(4,100,815)
15	66447282	4650		TIPPING FEES-LANDFILL SITE	-	-	-	-	-
16	66447281	4651		TIPPING FEES-ARMFIELD ROAD	(25,634)	(25,525)	-	-	-
17	66447282	4651		TIPPING FEES-ARMFIELD ROAD	-	-	-	-	-
18	66447301	4651		TIPPING FEES-ARMFIELD ROAD	-	-	(25,850)	(25,850)	(25,850)
19	66447281	4652		TIPPING FEES-NEW SALEM	(14,022)	(13,786)	-	-	-
20	66447282	4652		TIPPING FEES-NEW SALEM	-	-	-	-	-
21	66447303	4652		TIPPING FEES-NEW SALEM	-	-	(12,950)	(12,950)	(12,950)
22	66447281	4653		TIPPING FEES-PARKWOOD	(76,543)	(76,728)	-	-	-
23	66447282	4653		TIPPING FEES-PARKWOOD SCHOOL	-	-	-	-	-
24	66447304	4653		COLL/MGNT FEE	-	-	(74,600)	(75,000)	(75,000)
25	66447281	4654		TIPPING FEES-PIEDMONT SCHOOL	(54,798)	(55,440)	-	-	-
26	66447282	4654		TIPPING FEES-PIEDMONT SCHOOL	-	-	-	-	-
27	66447305	4654		TIPPING FEES-PIEDMONT SCHOOL	-	-	(52,570)	(53,000)	(53,000)
28	66447281	4655		TIPPING FEES-SUN VALLEY SCHOOL	(44,814)	(44,784)	-	-	-
29	66447282	4655		TIPPING FEES-SUN VALLEY SCHOOL	-	-	-	-	-
30	66447307	4655		TIPPING FEES-SUN VALLEY SCHOOL	-	-	(44,610)	(44,610)	(44,610)
31	66447281	4656		TIPPING FEES-WHITE STORE RD	(26,722)	(26,900)	-	-	-
32	66447282	4656		TIPPING FEES-WHITE STORE RD	-	-	-	-	-
33	66447308	4656		COLL/MGNT FEE	-	-	(26,750)	(26,750)	(26,750)
34	66447281	4657		TIPPING FEES-LANDFILL	(29,082)	(29,000)	-	-	-
35	66447302	4657		TIPPING FEES - LANDFILL	-	-	-	-	-
36	66447281	4660		RECYCLING REVENUES	-	(500)	-	-	-
37	66447280	4661		RESALE REVENUES	-	-	(1,527)	-	-
38	66447281	4661		RECYCLING REVENUE-MOTOR OIL	(12,759)	-	(485)	-	-
39	66447280	4675		WHITE GOODS & SCRAP METAL REVE	-	-	(13,014)	(14,860)	(14,860)
40	66447281	4675		WHITE GOODS & SCRAP METAL REVE	(21,449)	(15,700)	-	-	-
41					(4,074,440)	(4,546,308)	(4,484,494)	(4,388,410)	(4,388,410)
42	66493000	4810		INVEST EARNINGS	(91,722)	(150,166)	(63,270)	(65,000)	(65,000)
43	66493000	4813		INVEST ACCRUAL/GAIN/LOSSES	(14,345)	-	-	-	-
44	66493000	4816		INVEST EARNINGS-C2IG	-	-	-	-	-
45	66493000	4820		MISC REVENUE-SALE OF PROPERTY	-	-	-	-	-
46	66447280	4840		MISC REVENUE-CONTR/DONATIONS	-	-	-	-	-
47	66493000	4850		MISC REVENUE-INSURANCE REFUNDS	-	-	-	-	-
48	66447201	4890		MISC REVENUE-OVERAGE/SHORTAGE	-	-	18	-	-
49	66447281	4890		MISC REVENUE-OVERAGE/SHORTAGE	(315)	-	-	-	-
50	66447282	4890		MISC REVENUE-OVERAGE/SHORTAGE	-	-	-	-	-
51	66447281	4892		MISC REVENUE-NSF CHECK FEE	(75)	-	-	-	-
52	66447281	4895		MISC REVENUE-OTHER MISC	-	-	-	-	-
53	66493000	4895		MISC REVENUE-OTHER MISC	-	-	-	-	-
54					(106,456)	(150,166)	(63,252)	(65,000)	(65,000)
55	66498000	4025		IFT FROM SOLWASTE CAP RES FD	-	-	-	(137,516)	(137,516)
56					-	-	-	(137,516)	(137,516)
57	66499100	4991		FUND BALANCE APPROPRIATED	-	(19,043)	-	14,992	14,992
58					-	(19,043)	-	14,992	14,992
59				Total Revenue	(4,411,067)	(4,899,557)	(4,773,266)	(4,854,564)	(4,854,564)
60									
61	66543130	5121		SALARIES & WAGES	-	32,872	32,872	38,750	38,750
62	66547201	5121		SALARIES & WAGES	75,386	117,806	117,806	160,754	160,754
63	66547280	5121		SALARIES & WAGES	-	31,956	31,956	67,294	67,294
64	66547281	5121		SALARIES & WAGES	421,444	229,865	229,865	62,177	62,177
65	66547282	5121		SALARIES & WAGES	-	-	-	-	-
66	66547300	5121		SALARIES & WAGES	-	53,865	53,865	101,673	101,673
67	66547301	5121		SALARIES & WAGES	-	9,116	9,116	17,065	17,065
68	66547302	5121		SALARIES & WAGES	-	2,008	2,008	-	-
69	66547303	5121		SALARIES & WAGES	-	11,436	11,436	21,645	21,645
70	66547304	5121		SALARIES & WAGES	-	8,803	8,803	16,479	16,479
71	66547305	5121		SALARIES & WAGES	-	9,116	9,116	17,065	17,065
72	66547307	5121		SALARIES & WAGES	-	-	-	21,645	21,645
73	66547308	5121		SALARIES & WAGES	-	-	-	16,479	16,479
74	66593000	5121		SALARIES & WAGES	-	8,484	-	-	-
75	66543130	5122		SALARIES & WAGES-OVERTIME	-	47	47	450	450

Union County, NC - FY2010 Budget Worksheet					May 15th, 2009				
Line No.	Dept Org. #	Obj. Code	Proj. Code	Account Description	FY2008 Actual	FY2009		FY2010	
						Budget Before Cuts	Yr End Estimate	Dept. Request	Manager Recomm.
76	66547201	5122		SALARIES & WAGES-OVERTIME	-	1,480	1,480	3,000	3,000
77	66547280	5122		SALARIES & WAGES-OVERTIME	-	659	659	700	700
78	66547281	5122		SALARIES & WAGES-OVERTIME	29,038	18,244	18,244	19,000	19,000
79	66547282	5122		SALARIES & WAGES-OVERTIME	-	-	-	-	-
80	66547300	5122		SALARIES & WAGES-OVERTIME	-	4,917	4,917	4,400	4,400
81	66547301	5122		SALARIES & WAGES-OVERTIME	-	230	230	300	300
82	66547302	5122		SALARIES & WAGES-OVERTIME	-	1,709	1,709	2,140	2,140
83	66547303	5122		SALARIES & WAGES-OVERTIME	-	803	803	800	800
84	66547304	5122		SALARIES & WAGES-OVERTIME	-	545	545	400	400
85	66593000	5122		SALARIES & WAGES-OVERTIME	-	2,866	-	-	-
86	66547201	5126		SALARIES & WAGES-TEMP AND PART	-	4,875	4,875	-	-
87	66547280	5126		SALARIES & WAGES-TEMP AND PART	-	-	-	-	-
88	66547281	5126		SALARIES & WAGES-TEMP AND PART	161,419	79,354	79,354	-	-
89	66547282	5126		SALARIES & WAGES-TEMP AND PART	-	-	-	-	-
90	66547301	5126		SALARIES & WAGES-TEMP AND PART	-	10,081	10,081	19,580	19,580
91	66547302	5126		SALARIES & WAGES-TEMP AND PART	-	14,117	14,117	29,099	29,099
92	66547303	5126		SALARIES & WAGES-TEMP AND PART	-	12,551	12,551	19,760	19,760
93	66547304	5126		SALARIES & WAGES-TEMP AND PART	-	6,261	6,261	19,580	19,580
94	66547305	5126		SALARIES & WAGES-TEMP AND PART	-	9,884	9,884	19,052	19,052
95	66547307	5126		SALARIES & WAGES-TEMP AND PART	-	-	-	29,120	29,120
96	66547308	5126		SALARIES & WAGES-TEMP AND PART	-	-	-	19,335	19,335
97	66593000	5126		SALARIES & WAGES-TEMP AND PART	-	22,877	-	-	-
98	66547201	5128		TRAVEL ALLOWANCE	460	480	80	480	480
99	66543130	5132		SEPARATION ALLOWANCE	-	770	770	917	917
100	66547201	5132		SEPARATION ALLOWANCE	1,764	1,656	1,656	4,464	4,464
101	66547280	5132		SEPARATION ALLOWANCE	-	302	302	1,575	1,575
102	66547281	5132		SEPARATION ALLOWANCE	10,541	5,796	5,796	1,455	1,455
103	66547282	5132		SEPARATION ALLOWANCE	-	-	-	-	-
104	66547300	5132		SEPARATION ALLOWANCE	-	1,376	1,376	2,379	2,379
105	66547301	5132		SEPARATION ALLOWANCE	-	219	219	399	399
106	66547302	5132		SEPARATION ALLOWANCE	-	61	61	-	-
107	66547303	5132		SEPARATION ALLOWANCE	-	286	286	506	506
108	66547304	5132		SEPARATION ALLOWANCE	-	215	215	386	386
109	66547305	5132		SEPARATION ALLOWANCE	-	213	213	399	399
110	66547307	5132		SEPARATION ALLOWANCE	-	-	-	506	506
111	66547308	5132		SEPARATION ALLOWANCE	-	-	-	386	386
112	66593000	5132		SEPARATION ALLOWANCE	-	-	-	-	-
113	66543130	5133		401-K SUPP RET PLAN -LEO	-	1,646	1,646	1,960	1,960
114	66547280	5133		401-K SUPP RET PLAN -LEO	-	-	-	-	-
115	66547281	5133		401-K SUPP RET PLAN -LEO	-	-	-	-	-
116	66547201	5134		401-K SUPP RET PLAN -OTHER	3,769	3,539	3,539	9,538	9,538
117	66547280	5134		401-K SUPP RET PLAN -OTHER	-	644	644	3,365	3,365
118	66547281	5134		401-K SUPP RET PLAN -OTHER	22,334	12,385	12,385	3,109	3,109
119	66547282	5134		401-K SUPP RET PLAN -OTHER	-	-	-	-	-
120	66547300	5134		401-K SUPP RET PLAN -OTHER	-	2,939	2,939	5,084	5,084
121	66547301	5134		401-K SUPP RET PLAN -OTHER	-	467	467	853	853
122	66547302	5134		401-K SUPP RET PLAN -OTHER	-	131	131	-	-
123	66547303	5134		401-K SUPP RET PLAN -OTHER	-	612	612	1,082	1,082
124	66547304	5134		401-K SUPP RET PLAN -OTHER	-	459	459	824	824
125	66547305	5134		401-K SUPP RET PLAN -OTHER	-	456	456	853	853
126	66547307	5134		401-K SUPP RET PLAN -OTHER	-	-	-	1,082	1,082
127	66547308	5134		401-K SUPP RET PLAN -OTHER	-	-	-	824	824
128	66593000	5134		401-K SUPP RET PLAN -OTHER	-	-	-	-	-
129	66543130	5180		RET CONTRIB-LAW ENFORCEMENT	-	1,606	1,606	1,917	1,917
130	66547280	5180		RET CONTRIB-LAW ENFORCEMENT	-	-	-	-	-
131	66547281	5180		RET CONTRIB-LAW ENFORCEMENT	-	-	-	-	-
132	66543130	5181		FICA CONTRIBUTIONS	-	2,313	2,313	2,999	2,999
133	66547201	5181		FICA CONTRIBUTIONS	5,683	5,642	5,642	14,629	14,629
134	66547280	5181		FICA CONTRIBUTIONS	-	986	986	5,148	5,148
135	66547281	5181		FICA CONTRIBUTIONS	45,674	24,329	24,329	4,757	4,757
136	66547282	5181		FICA CONTRIBUTIONS	-	-	-	-	-
137	66547300	5181		FICA CONTRIBUTIONS	-	4,225	4,225	7,778	7,778
138	66547301	5181		FICA CONTRIBUTIONS	-	1,390	1,390	2,803	2,803
139	66547302	5181		FICA CONTRIBUTIONS	-	1,281	1,281	2,226	2,226
140	66547303	5181		FICA CONTRIBUTIONS	-	1,900	1,900	3,167	3,167
141	66547304	5181		FICA CONTRIBUTIONS	-	1,130	1,130	2,758	2,758
142	66547305	5181		FICA CONTRIBUTIONS	-	1,360	1,360	2,763	2,763
143	66547307	5181		FICA CONTRIBUTIONS	-	-	-	3,883	3,883
144	66547308	5181		FICA CONTRIBUTIONS	-	-	-	2,740	2,740
145	66593000	5181		FICA CONTRIBUTIONS	-	18,726	-	-	-
146	66547201	5182		RET CONTRIB.- OTHER EMPLOYEES	3,686	3,460	3,460	9,328	9,328
147	66547280	5182		RET CONTRIB.- OTHER EMPLOYEES	-	630	630	3,291	3,291
148	66547281	5182		RET CONTRIB.- OTHER EMPLOYEES	22,028	12,112	12,112	3,040	3,040
149	66547282	5182		RET CONTRIB.- OTHER EMPLOYEES	-	-	-	-	-
150	66547300	5182		RET CONTRIB.- OTHER EMPLOYEES	-	2,874	2,874	4,972	4,972

Union County, NC - FY2010 Budget Worksheet					May 15th, 2009				
Line No.	Dept Org. #	Obj. Code	Proj. Code	Account Description	FY2008 Actual	FY2009		FY2010	
						Budget Before Cuts	Yr End Estimate	Depart. Request	Manager Recomm.
151	66547301	5182		RET CONTRIB.- OTHER EMPLOYEES	-	457	457	834	834
152	66547302	5182		RET CONTRIB.- OTHER EMPLOYEES	-	128	128	-	-
153	66547303	5182		RET CONTRIB.- OTHER EMPLOYEES	-	598	598	1,058	1,058
154	66547304	5182		RET CONTRIB.- OTHER EMPLOYEES	-	449	449	806	806
155	66547305	5182		RET CONTRIB.- OTHER EMPLOYEES	-	446	446	834	834
156	66547307	5182		RET CONTRIB.- OTHER EMPLOYEES	-	-	-	1,058	1,058
157	66547308	5182		RET CONTRIB.- OTHER EMPLOYEES	-	-	-	806	806
158	66593000	5182		RET CONTRIB.- OTHER EMPLOYEES	-	-	-	-	-
159	66543130	5183		HEALTH INSURANCE	-	7,780	7,780	7,776	7,776
160	66547201	5183		HEALTH INSURANCE	7,758	14,378	14,378	24,105	24,105
161	66547280	5183		HEALTH INSURANCE	-	5,860	5,860	15,552	15,552
162	66547281	5183		HEALTH INSURANCE	85,825	48,466	48,466	15,552	15,552
163	66547282	5183		HEALTH INSURANCE	-	-	-	-	-
164	66547300	5183		HEALTH INSURANCE	-	13,400	13,400	23,328	23,328
165	66547301	5183		HEALTH INSURANCE	-	2,817	2,817	3,888	3,888
166	66547302	5183		HEALTH INSURANCE	-	422	422	-	-
167	66547303	5183		HEALTH INSURANCE	-	1,739	1,739	3,888	3,888
168	66547304	5183		HEALTH INSURANCE	-	2,273	2,273	3,888	3,888
169	66547305	5183		HEALTH INSURANCE	-	2,750	2,750	3,888	3,888
170	66547307	5183		HEALTH INSURANCE	-	1,630	1,630	3,888	3,888
171	66547308	5183		HEALTH INSURANCE	-	2,163	2,163	3,888	3,888
172	66593000	5183		HEALTH INSURANCE	-	(3,398)	-	-	-
173	66547201	5184		HEALTH INSURANCE - RETIREES	-	-	-	-	-
174	66547201	51841		HEALTH INSURANCE - RETIREES	17,778	19,881	19,881	21,125	21,125
175	66593000	51841		HEALTH INSURANCE - RETIREES	-	1,522	-	-	-
176	66543130	51842		HEALTH INSURANCE - OPEB	-	403	403	805	805
177	66547201	51842		HEALTH INSURANCE - OPEB	-	1,248	1,248	2,497	2,497
178	66547280	51842		HEALTH INSURANCE - OPEB	-	805	805	1,611	1,611
179	66547281	51842		HEALTH INSURANCE - OPEB	-	805	805	1,611	1,611
180	66547300	51842		HEALTH INSURANCE - OPEB	-	1,208	1,208	2,416	2,416
181	66547301	51842		HEALTH INSURANCE - OPEB	-	201	201	403	403
182	66547303	51842		HEALTH INSURANCE - OPEB	-	201	201	403	403
183	66547304	51842		HEALTH INSURANCE - OPEB	-	201	201	403	403
184	66547305	51842		HEALTH INSURANCE - OPEB	-	201	201	403	403
185	66547307	51842		HEALTH INSURANCE - OPEB	-	201	201	403	403
186	66547308	51842		HEALTH INSURANCE - OPEB	-	201	201	403	403
187	66547281	5185		UNEMPLOYMENT CLAIMS	3,623	1	1	-	-
188	66547282	5185		UNEMPLOYMENT CLAIMS	-	-	-	-	-
189	66593000	5185		UNEMPLOYMENT CLAIMS	-	-	-	-	-
190	66547201	5186		WORKERS COMPENSATION	-	-	-	-	-
191	66547280	5186		WORKERS COMPENSATION	-	-	-	-	-
192	66547281	5186		WORKERS COMPENSATION	-	-	-	-	-
193	66547282	5186		WORKERS COMPENSATION	-	-	-	-	-
194	66593000	5186		WORKERS COMPENSATION	-	-	-	-	-
195	66543130	5187		DENTAL INSURANCE	-	338	338	468	468
196	66547201	5187		DENTAL INSURANCE	517	881	881	1,451	1,451
197	66547280	5187		DENTAL INSURANCE	-	379	379	936	936
198	66547281	5187		DENTAL INSURANCE	5,329	2,713	2,713	936	936
199	66547300	5187		DENTAL INSURANCE	-	653	653	1,404	1,404
200	66547301	5187		DENTAL INSURANCE	-	110	110	234	234
201	66547302	5187		DENTAL INSURANCE	-	27	27	-	-
202	66547303	5187		DENTAL INSURANCE	-	112	112	234	234
203	66547304	5187		DENTAL INSURANCE	-	112	112	234	234
204	66547305	5187		DENTAL INSURANCE	-	108	108	234	234
205	66547307	5187		DENTAL INSURANCE	-	105	105	234	234
206	66547308	5187		DENTAL INSURANCE	-	107	107	234	234
207	66593000	5187		DENTAL INSURANCE	-	1,001	-	-	-
208	66547201	5188		DENTAL INS - RETIREES UNDER 65	-	-	-	-	-
209	66543130	5190		LIFE INSURANCE - EMPLOYEES	-	57	57	-	-
210	66547201	5190		LIFE INSURANCE - EMPLOYEES	130	124	124	-	-
211	66547280	5190		LIFE INSURANCE - EMPLOYEES	-	21	21	-	-
212	66547281	5190		LIFE INSURANCE - EMPLOYEES	722	404	404	-	-
213	66547300	5190		LIFE INSURANCE - EMPLOYEES	-	94	94	-	-
214	66547301	5190		LIFE INSURANCE - EMPLOYEES	-	16	16	-	-
215	66547302	5190		LIFE INSURANCE - EMPLOYEES	-	4	4	-	-
216	66547303	5190		LIFE INSURANCE - EMPLOYEES	-	21	21	-	-
217	66547304	5190		LIFE INSURANCE - EMPLOYEES	-	16	16	-	-
218	66547305	5190		LIFE INSURANCE - EMPLOYEES	-	16	16	-	-
219	66547307	5190		LIFE INSURANCE - EMPLOYEES	-	-	-	-	-
220	66547308	5190		LIFE INSURANCE - EMPLOYEES	-	-	-	-	-
221					924,909	962,299	909,821	1,002,486	1,002,486
222	66547201	5211		CLEANING & JANITORIAL SUPPLIES	-	479	479	-	-
223	66547280	5211		CLEANING & JANITORIAL SUPPLIES	-	289	289	355	355
224	66547281	5211		CLEANING & JANITORIAL SUPPLIES	360	171	171	275	275
225	66547300	5211		CLEANING & JANITORIAL SUPPLIES	-	795	795	1,170	1,170

Union County, NC - FY2010 Budget Worksheet					May 15th, 2009				
Line No.	Dept Org. #	Obj. Code	Proj. Code	Account Description	FY2008 Actual	FY2009		FY2010	
						Budget Before Cuts	Yr End Estimate	Dept. Request	Manager Recomm.
226	66543130	5212		WEARING APPARREL	-	300	300	1,650	1,650
227	66547201	5212		WEARING APPARREL	-	1,649	1,649	-	-
228	66547280	5212		WEARING APPARREL	-	-	-	187	187
229	66547281	5212		WEARING APPARREL	1,830	117	117	455	455
230	66547282	5212		WEARING APPARREL	-	-	-	-	-
231	66547300	5212		WEARING APPARREL	-	-	-	1,258	1,258
232	66547302	5212		WEARING APPARREL	-	-	-	280	280
233	66547305	5212		WEARING APPARREL	-	19	19	25	25
234	66543130	5220		FOOD AND PROVISIONS	-	24	24	24	24
235	66547201	5220		FOOD AND PROVISIONS	682	47	47	-	-
236	66547280	5220		FOOD AND PROVISIONS	-	24	24	30	30
237	66547281	5220		FOOD AND PROVISIONS	21	70	70	79	79
238	66547300	5220		FOOD AND PROVISIONS	-	71	71	106	106
239	66547301	5220		FOOD AND PROVISIONS	-	71	71	71	71
240	66547302	5220		FOOD AND PROVISIONS	-	71	71	24	24
241	66547303	5220		FOOD AND PROVISIONS	-	71	71	47	47
242	66547304	5220		FOOD AND PROVISIONS	-	71	71	94	94
243	66547305	5220		FOOD AND PROVISIONS	-	47	47	71	71
244	66547307	5220		FOOD AND PROVISIONS	-	71	71	71	71
245	66547308	5220		FOOD AND PROVISIONS	-	47	47	47	47
246	66547201	5232		AUDIO VISUAL SUPPLIES	-	-	-	-	-
247	66547280	5232		AUDIO VISUAL SUPPLIES	-	-	-	-	-
248	66547281	5232		AUDIO VISUAL SUPPLIES	-	-	-	-	-
249	66543130	5233		PERIODICALS BOOKS & OTHER PUB	-	-	-	-	-
250	66547201	5233		PERIODICALS BOOKS & OTHER PUB	-	-	-	-	-
251	66547280	5233		PERIODICALS BOOKS & OTHER PUB	-	-	-	-	-
252	66547281	5233		PERIODICALS BOOKS & OTHER PUB	-	-	-	-	-
253	66547281	5235		AGRICULT ANIMAL SUPP AND EQUIP	-	-	-	-	-
254	66543130	5239		MEDICAL SUPPLIES AND EQUIPMENT	-	150	150	-	-
255	66547201	5239		MEDICAL SUPPLIES AND EQUIPMENT	-	237	237	-	-
256	66547280	5239		MEDICAL SUPPLIES AND EQUIPMENT	-	93	93	122	122
257	66547281	5239		MEDICAL SUPPLIES AND EQUIPMENT	605	93	93	130	130
258	66547282	5239		MEDICAL SUPPLIES AND EQUIPMENT	-	-	-	-	-
259	66547300	5239		MEDICAL SUPPLIES AND EQUIPMENT	-	93	93	248	248
260	66547201	5260		PRINTING AND OFFICE SUPPLIES	344	3,800	3,800	-	-
261	66547280	5260		PRINTING AND OFFICE SUPPLIES	-	3,534	3,534	5,540	5,540
262	66547281	5260		PRINTING AND OFFICE SUPPLIES	5,698	-	-	600	600
263	66547282	5260		PRINTING AND OFFICE SUPPLIES	-	-	-	-	-
264	66547300	5260		PRINTING AND OFFICE SUPPLIES	-	224	224	3,260	3,260
265	66547302	5260		PRINTING AND OFFICE SUPPLIES	-	207	207	250	250
266	66547201	5265		OFFICE COMPUTER EQUIPMENT	645	-	-	-	-
267	66547280	5265		OFFICE COMPUTER EQUIPMENT	-	-	-	22	22
268	66547281	5265		OFFICE COMPUTER EQUIPMENT	-	-	-	30	30
269	66547300	5265		OFFICE COMPUTER EQUIPMENT	-	-	-	148	148
270	66547302	5265		OFFICE COMPUTER EQUIPMENT	-	-	-	7,250	7,250
271	66543130	5290		TOOLS AND SUPPLIES	-	6,500	6,500	5,850	5,850
272	66547201	5290		TOOLS AND SUPPLIES	-	378	378	-	-
273	66547280	5290		TOOLS AND SUPPLIES	-	3,508	3,508	3,144	3,144
274	66547281	5290		TOOLS AND SUPPLIES	15,061	734	734	460	460
275	66547282	5290		TOOLS AND SUPPLIES	-	-	-	-	-
276	66547300	5290		TOOLS AND SUPPLIES	-	2,077	2,077	1,996	1,996
277	66547303	5290		TOOLS AND SUPPLIES	-	699	699	100	100
278	66547281	5299		MISCELLANEOUS	-	275	275	-	-
279	66547201	5311		TRAVEL	-	-	-	-	-
280	66547281	5311		TRAVEL	3,811	(1)	(1)	-	-
281	66547301	5311		TRAVEL	-	1,163	1,163	1,300	1,300
282	66547302	5311		TRAVEL	-	2,589	2,589	2,640	2,640
283	66547303	5311		TRAVEL	-	2,992	2,992	3,120	3,120
284	66547304	5311		TRAVEL	-	1,354	1,354	1,464	1,464
285	66547305	5311		TRAVEL	-	1,677	1,677	1,896	1,896
286	66547307	5311		TRAVEL	-	1,089	1,089	1,200	1,200
287	66547308	5311		TRAVEL	-	1,460	1,460	1,608	1,608
288	66543130	5312		TRAVEL SUBSISTENCE	-	-	-	225	225
289	66547201	5312		TRAVEL SUBSISTENCE	-	1,092	1,092	-	-
290	66547280	5312		TRAVEL SUBSISTENCE	-	-	-	55	55
291	66547281	5312		TRAVEL SUBSISTENCE	611	(9)	(9)	75	75
292	66547300	5312		TRAVEL SUBSISTENCE	-	-	-	1,530	1,530
293	66543130	5321		TELEPHONE AND COMMUNICATIONS	-	285	285	600	600
294	66547201	5321		TELEPHONE AND COMMUNICATIONS	465	3,192	3,192	-	-
295	66547280	5321		TELEPHONE AND COMMUNICATIONS	-	850	850	2,100	2,100
296	66547281	5321		TELEPHONE AND COMMUNICATIONS	10,989	1,065	1,065	1,840	1,840
297	66547282	5321		TELEPHONE AND COMMUNICATIONS	-	-	-	-	-
298	66547300	5321		TELEPHONE AND COMMUNICATIONS	-	1,367	1,367	4,592	4,592
299	66547301	5321		TELEPHONE AND COMMUNICATIONS	-	730	730	732	732
300	66547302	5321		TELEPHONE AND COMMUNICATIONS	-	2,384	2,384	400	400

Union County, NC - FY2010 Budget Worksheet					May 15th, 2009				
Line No.	Dept Org. #	Obj. Code	Proj. Code	Account Description	FY2008 Actual	FY2009		FY2010	
						Budget Before Cuts	Yr End Estimate	Dept. Request	Manager Recomm.
301	66547303	5321		TELEPHONE AND COMMUNICATIONS	-	654	654	660	660
302	66547304	5321		TELEPHONE AND COMMUNICATIONS	-	741	741	744	744
303	66547305	5321		TELEPHONE AND COMMUNICATIONS	-	733	733	744	744
304	66547307	5321		TELEPHONE AND COMMUNICATIONS	-	734	734	744	744
305	66547308	5321		TELEPHONE AND COMMUNICATIONS	-	653	653	660	660
306	66547201	5325		POSTAGE	-	152	152	-	-
307	66547280	5325		POSTAGE	-	78	78	122	122
308	66547281	5325		POSTAGE	367	24	24	80	80
309	66547300	5325		POSTAGE	-	78	78	248	248
310	66547201	5330		UTILITIES	-	5,750	5,750	-	-
311	66547280	5330		UTILITIES	-	239	239	1,070	1,070
312	66547281	5330		UTILITIES	17,828	4,275	4,275	5,550	5,550
313	66547282	5330		UTILITIES	-	-	-	-	-
314	66547300	5330		UTILITIES	-	1,050	1,050	5,313	5,313
315	66547301	5330		UTILITIES	-	551	551	552	552
316	66547302	5330		UTILITIES	-	1,242	1,242	72	72
317	66547303	5330		UTILITIES	-	558	558	564	564
318	66547304	5330		UTILITIES	-	939	939	960	960
319	66547305	5330		UTILITIES	-	937	937	960	960
320	66547307	5330		UTILITIES	-	741	741	756	756
321	66547308	5330		UTILITIES	-	539	539	564	564
322	66547201	5351		MAINT & REPAIRS-BUILDINGS	-	7,589	7,589	-	-
323	66547280	5351		MAINT & REPAIRS-BUILDINGS	-	-	-	880	880
324	66547281	5351		MAINT & REPAIRS-BUILDINGS	17,100	(3)	(3)	1,200	1,200
325	66547282	5351		MAINT & REPAIRS-BUILDINGS	-	-	-	-	-
326	66547300	5351		MAINT & REPAIRS-BUILDINGS	-	133	133	5,920	5,920
327	66547302	5351		MAINT & REPAIRS-BUILDINGS	-	99	99	250	250
328	66547303	5351		MAINT & REPAIRS-BUILDINGS	-	485	485	100	100
329	66547201	5352		MAINT & REPAIRS-EQUIPMENT	547	6,670	6,670	-	-
330	66547280	5352		MAINT & REPAIRS-EQUIPMENT	-	8,214	8,214	9,770	9,770
331	66547281	5352		MAINT & REPAIRS-EQUIPMENT	207,498	128,558	128,558	96,850	96,850
332	66547282	5352		MAINT & REPAIRS-EQUIPMENT	-	-	-	-	-
333	66547300	5352		MAINT & REPAIRS-EQUIPMENT	-	39,346	39,346	45,180	45,180
334	66547301	5352		MAINT & REPAIRS-EQUIPMENT	-	1,306	1,306	-	-
335	66547308	5352		MAINT & REPAIRS-EQUIPMENT	-	763	763	800	800
336	66543130	5353		MAINT & REPAIRS-FUEL GAS	-	1,171	1,171	3,330	3,330
337	66547201	5353		MAINT & REPAIRS-FUEL GAS	-	9,487	9,487	3,384	3,384
338	66547280	5353		MAINT & REPAIRS-FUEL GAS	-	1,191	1,191	467	467
339	66547281	5353		MAINT & REPAIRS-FUEL GAS	34,285	22,111	22,111	30,000	30,000
340	66547282	5353		MAINT & REPAIRS-FUEL GAS	-	-	-	-	-
341	66547300	5353		MAINT & REPAIRS-FUEL GAS	-	1,400	1,400	2,504	2,504
342	66593000	5353		MAINT & REPAIRS-FUEL GAS	-	-	-	-	-
343	66543130	5354		MAINT AGREEMNTS-COMP.SOFTWARE	-	72	72	144	144
344	66547201	5354		MAINT AGREEMNTS-COMP.SOFTWARE	-	8,385	8,385	2,000	2,000
345	66547280	5354		MAINT AGREEMNTS-COMP.SOFTWARE	-	-	-	-	-
346	66547281	5354		MAINT AGREEMNTS-COMP.SOFTWARE	-	-	-	-	-
347	66547300	5354		MAINT AGREEMNTS-COMP.SOFTWARE	-	-	-	-	-
348	66547201	53541		IDC-ITS 542100 OP CHARGES	-	-	-	-	-
349	66547201	53545		IDC-ITS 542100 CAP CHARGES	-	-	-	-	-
350	66547201	53547		IDC-GIS 542200 CAP CHARGES	-	-	-	-	-
351	66547281	5355		MAINT & REPAIRS-INSUR REFUNDS	-	-	-	-	-
352	66547281	5356		MAINT & REPAIRS-LAND & IMPRV	3,653	10,269	10,269	300	300
353	66547282	5356		MAINT & REPAIRS-LAND & IMPRV	-	-	-	-	-
354	66547283	5356		MAINT & REPAIRS-LAND & IMPRV	-	-	-	-	-
355	66547300	5356		MAINT & REPAIRS-LAND & IMPRV	-	-	-	-	-
356	66547302	5356		MAINT & REPAIRS-LAND & IMPRV	270	-	-	-	-
357	66547303	5356		MAINT & REPAIRS-LAND & IMPRV	-	100	100	100	100
358	66547304	5356		MAINT & REPAIRS-LAND & IMPRV	1,080	-	-	-	-
359	66547201	5357		IDC-PROP MGNT OPER CHARGES	5,549	3,866	3,866	3,651	3,651
360	66543130	5358		M&R-VEHICLE-ROUTINE INTERDEPT	-	121	121	122	122
361	66547201	5358		MAINT & REPAIRS-VEH INTERDEPT	-	-	-	-	-
362	66547280	5358		MAINT & REPAIRS-VEH INTERDEPT	-	-	-	-	-
363	66547281	5358		MAINT & REPAIRS-VEH INTERDEPT	17,148	36,469	36,469	36,753	36,753
364	66547282	5358		MAINT & REPAIRS-VEH INTERDEPT	-	-	-	-	-
365	66547281	5359		M&R-VEHICLE-PREVENTABLE ACCDNT	-	-	-	-	-
366	66547201	5370		ADVERTISING/EMPL.RECONGNITION	-	-	-	-	-
367	66547280	5370		ADVERTISING/EMPL.RECONGNITION	-	10	10	-	-
368	66547281	5370		ADVERTISING/EMPL.RECONGNITION	260	(1)	(1)	-	-
369	66547282	5370		ADVERTISING/EMPL.RECONGNITION	-	-	-	-	-
370	66547201	5381		PROFESSIONAL SERVICES	-	19,547	19,547	-	-
371	66547280	5381		PROFESSIONAL SERVICES	-	352,692	352,692	352,000	352,000
372	66547281	5381		PROFESSIONAL SERVICES	2,903,728	45,994	45,994	50,000	50,000
373	66547282	5381		PROFESSIONAL SERVICES	-	-	-	-	-
374	66547300	5381		PROFESSIONAL SERVICES	-	2,883,000	2,703,000	2,698,000	2,698,000
375	66547201	5382		LEGAL SERVICES	-	-	-	-	-

Union County, NC - FY2010 Budget Worksheet					May 15th, 2009				
Line No.	Dept Org. #	Obj. Code	Proj. Code	Account Description	FY2008 Actual	FY2009		FY2010	
						Budget Before Cuts	Yr End Estimate	Dept. Request	Manager Recomm.
376	66547280	5382		LEGAL SERVICES	-	-	-	-	-
377	66547281	5382		LEGAL SERVICES	-	-	-	-	-
378	66547201	5383		MEDICAL SERVICES	-	250	250	-	-
379	66547280	5383		MEDICAL SERVICES	-	-	-	28	28
380	66547281	5383		MEDICAL SERVICES	200	-	-	38	38
381	66547300	5383		MEDICAL SERVICES	-	-	-	185	185
382	66547281	5384		SETTLEMENT CHARGES/FEES	-	-	-	-	-
383	66547201	5392		LAUNDRY AND DRY CLEANING	-	-	-	-	-
384	66547280	5392		LAUNDRY AND DRY CLEANING	-	839	839	900	900
385	66547281	5392		LAUNDRY AND DRY CLEANING	5,184	952	952	960	960
386	66547282	5392		LAUNDRY AND DRY CLEANING	-	-	-	-	-
387	66547300	5392		LAUNDRY AND DRY CLEANING	-	784	784	800	800
388	66547301	5392		LAUNDRY AND DRY CLEANING	-	648	648	720	720
389	66547303	5392		LAUNDRY AND DRY CLEANING	-	498	498	480	480
390	66547304	5392		LAUNDRY AND DRY CLEANING	-	541	541	480	480
391	66547305	5392		LAUNDRY AND DRY CLEANING	-	615	615	600	600
392	66547307	5392		LAUNDRY AND DRY CLEANING	-	548	548	504	504
393	66547308	5392		LAUNDRY AND DRY CLEANING	-	541	541	480	480
394	66547281	5393		TEMPORARY HELP SERVICES	-	-	-	-	-
395	66543130	5395		EDUCATION EXPENSES	-	1,000	1,000	1,000	1,000
396	66547201	5395		EDUCATION EXPENSES	-	365	365	-	-
397	66547280	5395		EDUCATION EXPENSES	-	95	95	144	144
398	66547281	5395		EDUCATION EXPENSES	805	(5)	(5)	60	60
399	66547300	5395		EDUCATION EXPENSES	-	100	100	1,836	1,836
400	66547281	5410		RENTAL OF REAL PROPERTY	-	-	-	-	-
401	66547282	5410		RENTAL OF REAL PROPERTY	-	-	-	-	-
402	66547201	5430		RENTAL OF EQUIPMENT	-	-	-	-	-
403	66547281	5430		RENTAL OF EQUIPMENT	4,217	-	-	60,000	60,000
404	66547282	5430		RENTAL OF EQUIPMENT	-	-	-	-	-
405	66547300	5430		RENTAL OF EQUIPMENT	-	235	235	564	564
406	66547301	5430		RENTAL OF EQUIPMENT	-	563	563	564	564
407	66547302	5430		RENTAL OF EQUIPMENT	-	375	375	-	-
408	66547303	5430		RENTAL OF EQUIPMENT	-	563	563	564	564
409	66547304	5430		RENTAL OF EQUIPMENT	-	563	563	564	564
410	66547305	5430		RENTAL OF EQUIPMENT	-	563	563	564	564
411	66547307	5430		RENTAL OF EQUIPMENT	-	563	563	564	564
412	66547308	5430		RENTAL OF EQUIPMENT	-	563	563	564	564
413	66547201	5450		INSURANCE AND BONDING	500	502	502	502	502
414	66547280	5450		INSURANCE AND BONDING	-	-	-	-	-
415	66547281	5450		INSURANCE AND BONDING	19,401	12,899	12,899	12,899	12,899
416	66547282	5450		INSURANCE AND BONDING	-	-	-	-	-
417	66593000	5450		INSURANCE AND BONDING	-	-	-	-	-
418	66547201	5451		INSURANCE DEDUCTIBLE	-	-	-	-	-
419	66547281	5451		INSURANCE DEDUCTIBLE	1,132	-	-	-	-
420	66547201	5480		IDC-COST ALLOCATN PLAN CHARGES	83,094	86,500	86,500	86,500	86,500
421	66547201	5491		DUES AND MEMBERSHIPS	-	291	291	-	-
422	66547280	5491		DUES AND MEMBERSHIPS	-	-	-	33	33
423	66547281	5491		DUES AND MEMBERSHIPS	2,597	11,746	11,746	2,845	2,845
424	66547282	5491		DUES AND MEMBERSHIPS	-	-	-	-	-
425	66547300	5491		DUES AND MEMBERSHIPS	-	996	996	1,222	1,222
426	66547281	5492		UNCOLLECTIBLE ACCOUNTS	-	-	-	-	-
427					3,367,566	3,784,790	3,604,790	3,602,078	3,602,078
428	66543130	5540		VEHICLES	-	24,242	24,242	-	-
429	66547201	5540		VEHICLES	-	-	-	-	-
430	66547281	5540		VEHICLES	-	-	-	-	-
431	66547282	5540		VEHICLES	-	-	-	-	-
432	66543130	5550		OTHER EQUIPMENT	-	14,500	14,500	-	-
433	66547281	5550		OTHER EQUIPMENT	195,458	8,619	8,619	250,000	250,000
434	66547282	5550		OTHER EQUIPMENT	-	-	-	-	-
435	66547281	5570		LAND AND IMPROVEMENTS	(650)	-	-	-	-
436	66547300	5570		LAND AND IMPROVEMENTS	-	-	-	-	-
437	66547281	5580		BUILDINGS AND IMPROVEMENTS	-	-	-	-	-
438					194,808	47,361	47,361	250,000	250,000
439	66543130	5920		CONTINGENCY	-	6,511	-	-	-
440	66547201	5920		CONTINGENCY	-	-	-	-	-
441	66547281	5920		CONTINGENCY	-	-	-	-	-
442	66592000	5920		CONTINGENCY	-	-	-	-	-
443	66593000	5920		CONTINGENCY	-	98,596	-	-	-
444					-	105,107	-	-	-
445	66598000	5025		IFT TO SOLWASTE CAPITAL RES FD	2,221,046	-	151,563	-	-
446					2,221,046	-	151,563	-	-
447				Total Expenditures	6,708,328	4,899,557	4,713,535	4,854,564	4,854,564
448									
449				Net Solid Waste Fund (Revenue)/Expenditure	2,297,262	-	(59,731)	-	-

Union County, NC - FY2010 Budget Worksheet					May 15th, 2009				
Line No.	Dept Org. #	Obj. Code	Proj. Code	Account Description	FY2008 Actual	FY2009		FY2010	
						Budget Before Cuts	Yr End Estimate	Depart. Request	Manager Recomm.
1	68449101	4510		DEPT SRV CHRGS	(3,295)	-	-	-	-
2	68493000	4810		INVEST EARNINGS	-	-	-	-	-
3	68493000	4816		INVEST EARNINGS-C2IG	-	-	-	-	-
4					(3,295)	-	-	-	-
5	68449101	4010		IFT FROM GENERAL FUND	-	-	-	-	-
6	68449101	4061		IFT FROM WATER/SEWER OPER FD	(160,496)	(285,775)	(193,787)	(284,797)	(284,797)
7					(160,496)	(285,775)	(193,787)	(284,797)	(284,797)
8	68499100	4991		FUND BALANCE APPROPRIATED	-	(22,201)	-	4,906	4,906
9					-	(22,201)	-	4,906	4,906
10				Total Revenue	(163,791)	(307,976)	(193,787)	(279,891)	(279,891)
11									
12	68549101	5121		SALARIES & WAGES	137,261	155,917	155,917	157,444	157,444
13	68593000	5121		SALARIES & WAGES	-	3,191	-	-	-
14	68549101	5128		TRAVEL ALLOWANCE	440	480	-	480	480
15	68549101	5132		SEPARATION ALLOWANCE	3,212	3,648	3,648	3,684	3,684
16	68593000	5132		SEPARATION ALLOWANCE	-	-	-	-	-
17	68549101	5134		401-K SUPP RET PLAN -OTHER	6,863	7,796	7,796	7,872	7,872
18	68593000	5134		401-K SUPP RET PLAN -OTHER	-	-	-	-	-
19	68549101	5181		FICA CONTRIBUTIONS	10,417	11,863	11,863	12,081	12,081
20	68593000	5181		FICA CONTRIBUTIONS	-	461	-	-	-
21	68549101	5182		RET CONTRIB.- OTHER EMPLOYEES	6,712	7,624	7,624	7,699	7,699
22	68593000	5182		RET CONTRIB.- OTHER EMPLOYEES	-	-	-	-	-
23	68549101	5183		HEALTH INSURANCE	6,497	6,825	6,825	15,941	15,941
24	68593000	5183		HEALTH INSURANCE	-	7,652	-	-	-
25	68549101	51842		HEALTH INSURANCE - OPEB	-	825	825	1,650	1,650
26	68549101	5187		DENTAL INSURANCE	470	425	425	959	959
27	68593000	5187		DENTAL INSURANCE	-	534	-	-	-
28	68549101	5190		LIFE INSURANCE - EMPLOYEES	245	275	275	-	-
29					172,117	207,516	195,198	207,810	207,810
30	68549101	5212		WEARING APPAREL	-	-	-	-	-
31	68549101	5220		FOOD AND PROVISIONS	69	47	47	150	150
32	68549101	5260		PRINTING AND OFFICE SUPPLIES	625	357	357	1,000	1,000
33	68549101	5265		OFFICE COMPUTER EQUIPMENT	841	(1)	(1)	800	800
34	68549101	5290		TOOLS AND SUPPLIES	-	-	-	-	-
35	68549101	5311		TRAVEL	870	(9)	(9)	905	905
36	68549101	5312		TRAVEL SUBSISTENCE	1,454	314	314	1,000	1,000
37	68549101	5321		TELEPHONE AND COMMUNICATIONS	85	-	-	-	-
38	68549101	5325		POSTAGE	-	-	-	200	200
39	68549101	5353		MAINT & REPAIRS-FUEL GAS	299	340	340	342	342
40	68549101	5354		MAINT AGREEMNTS-COMP.SOFTWARE	945	180	180	180	180
41	68549101	5358		M&R-VEHICLE-ROUTINE INTERDEPT	42	91	91	92	92
42	68549101	5370		ADVERTISING/EMPL.RECONGNITION	-	39	39	600	600
43	68549101	5381		PROFESSIONAL SERVICES	21,143	22,245	22,245	64,173	64,173
44	68549101	5383		MEDICAL SERVICES	-	-	-	-	-
45	68549101	5395		EDUCATION EXPENSES	3,875	640	640	1,000	1,000
46	68549101	5450		INSURANCE AND BONDING	1,173	915	915	915	915
47	68549101	5491		DUES AND MEMBERSHIPS	624	663	663	724	724
48					32,046	25,821	25,821	72,081	72,081
49	68549101	5510		OFFICE FURNITURE AND EQUIPMENT	-	-	-	-	-
50	68549101	5540		VEHICLES	-	-	-	-	-
51					-	-	-	-	-
52	68549101	5920		CONTINGENCY	-	-	-	-	-
53	68593000	5920		CONTINGENCY	-	74,639	-	-	-
54					-	74,639	-	-	-
55				Total Expenditures	204,163	307,976	221,019	279,891	279,891
56									
57				Net Stormwater Fund (Revenue)/Expenditure	40,372	-	27,232	-	-